


bordine's

B










2026 PLANT GUIDE

Useful Tools





Plant Guide

Our Bordine's Plant Guide will help you select from the wide variety of Perennials, Trees, Shrubs, Evergreens, Roses & Fruiting Plants that we offer. Shop early in the season for best selection. You can also download our Plant Guide online at bordines.com if you would like to share it with family and friends.

SYMBOL KEY

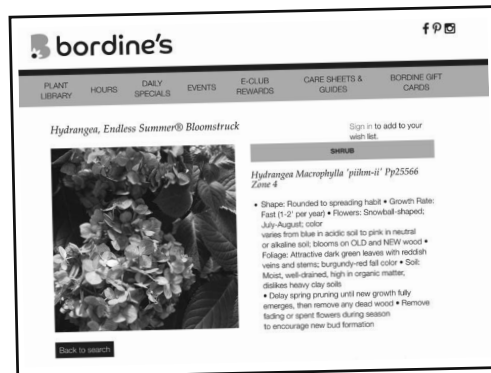
- | | | | |
|---|--|--|------------------------------------|
|  = Sun | These plants need at least 8 hours of direct sunlight. |  = Butterfly | These plants attract butterflies. |
|  = Partial Shade | These plants need a minimum of 4 hours of direct sunlight and a maximum of 8 hours. Avoid hot afternoon sun. |  = Hummingbird | These plants attract hummingbirds. |
|  = Shade | These plants need less than 4 hours of direct sunlight. Avoid hot afternoon sun. |  = Fragrant | These plants have a fragrance. |
| | |  = New | This plant is new for 2026! |

LOOK FOR THESE ADDITIONAL SYMBOLS ON OUR PLANT SIGNAGE

- | | | | |
|--|--|---|--------------------------------------|
|  = Deer | There are very few plants on which deer will not feed if other food sources are not available. However, these plants are ones that the deer are most likely to ignore. |  = Cut Flower | These plants make great cut flowers. |
|  = Wildlife | These plants provide food for wildlife. |  = Moisture | These plants tolerate moist soil. |

Online Plant Library

If you are looking for additional information and pictures of plants listed in this Plant Guide, please check out our online Plant Library at bordines.com



*You can also search for Annuals which are not listed in this Plant Guide!

Plant Care & Information Sheets

We offer a variety of plant selection and care sheets, available online at bordines.com. Use your smartphone camera to instantly access a wealth of information at your fingertips. These are some of our most popular selections, with more available throughout this guide.



always online at bordines.com



perennials

Perennials are plants that grow and flower for three years or more. Most perennials are considered 'herbaceous': they die back to the ground each fall, but the roots remain alive to produce new foliage in the spring. A wide range of sizes, forms, colors and bloom times are available to suit your needs. With careful planning, a perennial garden can provide color from early spring to late fall. Most perennials are low maintenance.

They require little more than basic care which includes fertilizing, mulching and a general overall grooming from time to time.

Everything you need to plan, prepare and plant a lovely perennial garden is available for you here at Bordine's!

More detailed information can be found on our care sheets, available in store or on-line at bordines.com.

PLANNING YOUR GARDEN


Planning Your Garden: It is important that you choose appropriate plants for the site. Is the garden in a sunny area or does it get a lot of shade? What type of soil do you have? A soil test will give



you specific information about your soil. Get to know which plants will tolerate your conditions or add amendments (sphagnum peat and composted manure) and whatever else is recommended to help improve the condition of your soil. Choose plants you wish to include in your garden so that you will have color throughout the growing season. Adding bulbs to your plan will give early spring color before your perennials are in full bloom. Many perennials also have very attractive foliage which adds interest to your garden when their bloom time is over.

PLANTING

Planting: Water the plant thoroughly before removing it from the container. Dig the planting hole as deep and twice as wide as the container from which the plant has been removed. Check the root ball. If the roots are matted, loosen the soil and roots so that the plant grows into the surrounding soil more easily. The plant should then be set at the same depth as it was planted in the container. Once the plant is set securely in the ground and the roots are well covered, water thoroughly with **Root & Grow Root Stimulator** per package instructions. Water regularly until your plants are established. Some perennials such as Daylily, Iris or Peony require a precise planting depth. Placing these too deeply may result in fewer blooms. Also, pay close attention to the recommended spacing. Plants like Hosta can grow quite large compared to its size at the time of purchase.



DEADHEADING & CLEANING UP

Deadheading: This means to remove the faded flowers. Deadheading encourages the plant to produce more flowers and therefore lengthens the bloom time. Also, it improves the appearance of the plant and



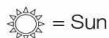
the garden in general. Remove the flower stem as far below the leaves as possible without cutting off buds that may bloom in the future. Some plants with attractive seed pods or fronds like Rudbeckia, Sedum or Grasses can be left alone. They add interest to your garden during the winter months.

Cleaning Up: When the season comes to a close and frost has ended the growth of your plants, it's time to clean up. Most of your perennials can be cut back at this time to about 4-6" from the ground. Exceptions would be those that add winter interest to the garden such as Sedum, Coneflower and Grasses. It is a good idea to compost the cuttings from your garden. Separate any diseased debris first before adding to your compost pile.

Perennials Shade A-Z

Plant Name		Height	Spread	Flower Description	Bloom Time	Special Features
ARALIA , Sun King		24-30"	24-30"	2' long white spikes	2-4 weeks, July	Golden foliage. 2020 Perennial Plant of the Year!
ASTILBE , August Light		24-30"	18-24"	Red plumes	2-4 weeks, late July	An excellent cut flower, Astilbe provides intense color for shady areas! Its attractive foliage is dark, rich green—sometimes with a red hue. Plant where it receives morning sun and afternoon shade, and keep soil moist. If the foliage ever dries out and becomes crispy, simply cut the plant back and water—it will return lush and healthy in no time!
Delft Lace		30-36"	18-24"	Apricot-pink plumes	4-6 weeks, June	
Fanal		20-24"	18-24"	Red plumes	2-4 weeks, late June	
Peach Blossom		24-30"	18-24"	Light peachy-pink plumes	2-4 weeks, late June	
Rheinland		24-30"	18-24"	Rose-pink plumes	2-4 weeks, late June	
Visions		20-24"	18-24"	Raspberry-purple plumes	2-4 weeks, late July	
Visions in Pink		20-24"	18-24"	True pink plumes	2-4 weeks, late July	
Visions in Red		20-24"	18-24"	Pinkish-red plumes	2-4 weeks, late July	
BARRENWORT , After Midnight		8-12"	8-12"	White	4-6 weeks, April	Green, delicate foliage. Tolerates dry shade.
BERGENIA , Pink Dragonfly		12-16"	12-18"	Coral pink	2-4 weeks, late April	Glossy green foliage. Tolerates dry shade.
BLEEDING HEART , Amore Rose		12-16"	12-18"	Pink, heart-shaped	6-8 weeks, May	Lacy, blue-green foliage.
Gold Heart		20-24"	30-36"	Pink, heart-shaped	8-12 weeks, late May	Brilliant chartreuse foliage; long blooming.
Old Fashioned		30-36"	24-30"	Pink and white, heart-shaped	2-4 weeks, May	Deadhead to produce more blooms.
Old Fashioned, White		30-36"	24-30"	White, heart-shaped	2-4 weeks, May	Deadhead to produce more blooms.
Valentine		24-30"	18-24"	Red, heart-shaped	2-4 weeks, May	Deadhead to produce more blooms.
BRUNNERA , Alexander's Great		16-20"	18-24"	Small, sky blue	2-4 weeks, May	Giant, silvery-white, heart-shaped foliage.
Jack Frost		12-16"	12-18"	Small, sky blue	2-4 weeks, May	Frosty silver foliage with green veins.
Jack of Diamonds		12-16"	24-30"	Small, baby-blue	2-4 weeks, May	Frosty silver foliage with wide, dark green veining.
Queen of Hearts		12-16"	30-36"	Small, baby-blue	2-4 weeks, May	Silver foliage with narrow dark green veining.
CIMICIFUGA , Pink Spike		30-36"	24-30"	Pink, bottle brush	4-6 weeks, August	Very deep purple foliage.
CORAL BELLS , Berry Timeless		16-20"	18-24"	Pink	8-12 weeks, June	Large, green-silver foliage with dark veins.
Black Taffeta		8-12"	12-18"	Deep pink	2-4 weeks, June	Glossy, almost black foliage, deeply ruffled.
Caramel		8-12"	12-18"	White	2-4 weeks, July	Yellow-orange foliage with purple-red undersides.
Carnival Cinnamon Stick		8-12"	12-18"	Pinkish-white	2-4 weeks, June	Brilliant red foliage develops green tones.
Citronelle		12-16"	12-18"	White	2-4 weeks, July	Citron yellow foliage, chartreuse in shade.
Delta Dawn		8-12"	8-12"	White	2-4 weeks, July	Red, scalloped foliage with chartreuse margins.
Dolce Apple Twist		8-12"	18-24"	White	2-4 weeks, June	Chartreuse ruffled leaves with red veining.
Dolce Cherry Truffles		8-12"	18-24"	Light pink	2-4 weeks, June	Bright red, heavily ruffled foliage.
Dolce Glazed and Infused		8-12"	12-18"	Rose-pink	2-4 weeks, June	Silver foliage with charcoal-black veins.
Dolce Silver Gumdrop		4-6"	12-18"	Pink	2-4 weeks, June	Silver-purple foliage.
Dolce Spearmint		8-12"	18-24"	Dark pink tips, light pink base	2-4 weeks, June	Silvery green foliage with dark green veins.
Dolce Wildberry		8-12"	12-18"	White	2-4 weeks, June	Purple scalloped foliage with charcoal veins.
Dressed Up Evening Glow		12-16"	18-24"	Pink shades	2-4 weeks, June	Huge, glossy-black foliage with ruffled margins.
Grape Expectations		8-12"	18-24"	White	2-4 weeks, June	Purple foliage with dark veins and silver coating.
Grape Timeless		8-12"	12-18"	Rosy pink	2-4 weeks, June	Dark purple foliage with charcoal veining.
Midnight Rose		8-12"	18-24"	Cream	2-4 weeks, June	Burnished black foliage with pink spots.
Obsidian		8-12"	12-18"	Yellow	2-4 weeks, June	Shiny, rounded, almost black foliage.
Peach Flambe		6-8"	12-18"	White	2-4 weeks, June	Bright peach colored foliage.
Pink Panther		8-12"	12-18"	Pink	2-4 weeks, July	Metallic pink maturing to dark berry pink foliage.
Plum Pudding		20-24"	18-24"	Creamy white	2-4 weeks, June	Shimmering plum-purple foliage.
Primo Black Pearl		8-12"	12-18"	Pink	2-4 weeks, June	Glossy, dark purple foliage.
Primo Peachberry Ice		8-12"	24-30"	Creamy white	2-4 weeks, June	Apricot orange foliage with silver overlay.
Primo Pistachio Ambrosia		8-12"	24-30"	Light pink	2-4 weeks, June	Chartreuse, large foliage.
Spellbound		8-12"	12-18"	White	2-4 weeks, July	Ruffled silver and rose-purple foliage.
Twist of Lime		8-12"	12-18"	Creamy white	2-4 weeks, June	Ruffled, chartreuse yellow foliage.
CORYDALIS , Yellow		8-12"	18-24"	Yellow	8-12 weeks, May	Delicate silver-blue foliage.

SYMBOL KEY



= Sun These plants need at least 8 hours of direct sunlight.



= Partial Shade These plants need a minimum of 4 hours of direct sunlight and a maximum of 8 hours. Avoid hot afternoon sun.



= Shade These plants need less than 4 hours of direct sunlight. Avoid hot afternoon sun.



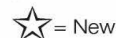
= Butterfly These plants attract butterflies.



= Hummingbird These plants attract hummingbirds.



= Fragrant These plants have a fragrance.



= New This plant is new for 2026!

Perennials Shade A-Z

Plant Name		Height	Spread	Flower Description	Bloom Time	Special Features
FERN , Autumn Brilliance	☀️	24-30"	18-24"	-	-	Golden orange fronds turn rich green; bronze fall color.
Autumn Fern Compact	☀️	16-20"	12-18"	-	-	Coppery green fronds turn dark green; copper fall color.
Cinnamon	☀️	30-36"	18-24"	-	-	Interesting cinnamon stick-like fertile fronds.
Common Polypody	☀️	8-12"	8-12"	-	-	Mid-green, leathery, deeply divided fronds.
Hairy Lip	☀️☀️	8-12"	12-18"	-	-	Olive-green fronds with rust-brown hairs. Clumping.
Japanese Beech	☀️	16-20"	12-18"	-	-	Mid-green, narrow feather-like fronds.
Japanese Painted	☀️	16-20"	18-24"	-	-	Silver, maroon and green variegated fronds.
Japanese Painted, Godzilla	☀️	30-36"	4-5'	-	-	Silver, maroon and green variegated fronds.
Lady	☀️	24-30"	18-24"	-	-	Soft green, fine textured fronds.
Lady in Red	☀️	24-30"	18-24"	-	-	Shiny, burgundy-red leaf stalks accent green fronds.
Leatherwood	☀️	20-24"	18-24"	-	-	Dark green; leathery evergreen fronds. Clumping.
Maidenhair	☀️	12-16"	18-24"	-	-	Green; delicate, finely textured fronds on wiry stems.
Maidenhair, Himalayan	☀️	8-12"	12-18"	-	-	Delicate green, airy fronds; prefers moist conditions.
Male, Barnes	☀️	30-36"	18-24"	-	-	Green, very long, narrow and erect fronds.
Narrow, Hart's Tongue	☀️	12-16"	18-24"	-	-	Undivided bright green fronds with crimp-edge.
Ostrich	☀️	30-36"	24-30"	-	-	Large, upright feather-like fronds. Excellent filler.
Sensitive	☀️	24-30"	18-24"	-	-	Coarsely lobed, rich green fronds.
Stabler's Golden	☀️	24-30"	24-30"	-	-	Large, robust deep green fronds.
FOAMFLOWER , Spring Symphor	☀️	8-12"	8-12"	Pink, bottlebrush-like	4-6 weeks, May	🌸 Deeply divided, green foliage with black along midrib.
GOAT'S BEARD , Chantilly Lace	☀️☀️	24-30"	36-48"	Creamy white feathery plumes	2-4 weeks, late May	Gives great height in the shade!
Misty Lace	☀️☀️	24-30"	18-24"	Creamy white feathery plumes	2-4 weeks, late May	Gives great height in the shade!
HELLEBORUS , Dorothy's Dawn	☀️	20-24"	18-24"	Deep pink	4-6 weeks, March	Silver embossed, evergreen leaves. Early bloomer!
Ice N' Roses Picotee	★	16-20"	12-18"	White to pale chartreuse	4-6 weeks, March	Glossy, blue-green, evergreen leaves. Early bloomer!
Ivory Prince	☀️	12-16"	18-24"	Ivory flushed with pink	4-6 weeks, April	One of the earliest spring flowering perennials!
Molly's White	☀️	12-16"	18-24"	Ivory white	4-6 weeks, March	Dark evergreen foliage with silver marbling.
Pink Frost	☀️	12-16"	12-18"	Pink and white, two toned	4-6 weeks, April	One of the earliest spring flowering perennials!
Pippa's Purple	☀️	20-24"	18-24"	Smokey pink with burgundy	4-6 weeks, April	Soft-green veined leaves. Early bloomer!
HEUCHERELLA , Catching Fire	☀️☀️	8-12"	12-18"	White	4-6 weeks, May	Lime green foliage with with fiery red center.
Cracked Ice	★	8-12"	12-18"	White	2-4 weeks, June	➤ Purple foliage with silvery-pink overlay and veining.
Fun and Games Hopscotch	☀️	8-12"	18-24"	White	2-4 weeks, May	Eye catching bronze-red foliage with dark center.
Pink Fizz	☀️☀️	8-12"	12-18"	Pink	2-4 weeks, May	♣️ Green and silver foliage with dark red veins.
JACOB'S LADDER	☀️	20-24"	18-24"	Blue-purple	4-6 weeks, late April	🌸♣️ Cut back by 2/3 for second bloom.
Golden Feathers	☀️	8-12"	12-18"	Bluish-purple	2-4 weeks, May	♣️ Yellow and green variegated foliage.
Purple Rain	☀️	16-20"	18-24"	Blue	2-4 weeks, May	🌸 Burgundy foliage turns to green. Grape scented.
Stairway to Heaven	☀️	16-20"	12-18"	Blue	2-4 weeks, May	🌸♣️ Green and white variegated foliage, tinged pink.
LIGULARIA , Brit-Marie Crawford	☀️	24-30"	24-30"	Orange-yellow; daisy-like	2-4 weeks, late August	♣️ Dark burgundy, almost black foliage.
Little Golden Ray	☀️	16-20"	12-18"	Bright yellow; daisy-like	2-4 weeks, July	♣️ Olive-green, heart-shaped and ruffled foliage.
Little Rocket	☀️	36-42"	24-30"	Bright yellow spikes	2-4 weeks, July	♣️ Large, heart-shaped and fringed foliage.
Osiris Fantaise	☀️	20-24"	18-24"	Orange-yellow; daisy-like	2-4 weeks, August	♣️ Dark green, heart-shape foliage. Heavily toothed.
PULMONARIA , Raspberry Splash	☀️	12-16"	18-24"	Raspberry-coral	2-4 weeks, late April	➤ Green foliage with silver speckles.
Trevi Fountain	☀️	8-12"	18-24"	Cobalt-blue	2-4 weeks, late April	➤ Green and silver-spotted foliage.
Twinkle Toes	☀️	12-16"	12-18"	Periwinkle blue	2-4 weeks, late April	➤ Green and silver-spotted foliage.
SHAMROCK , Strawberry	☀️	8-12"	12-18"	Pink	8-12 weeks, June	♣️ Extremely long blooming. Mulch in winter.
SOLOMON'S SEAL , Spiral Staircase	☀️	20-24"	12-18"	White, pendulous	2-4 weeks, May	Green foliage with twisting habit.
Variegated	☀️	20-24"	18-24"	White, pendulous	2-4 weeks, May	🌸 Green foliage with ivory stripes on edges.
SPIDERWORT , Amethyst Kiss	☀️☀️	12-16"	12-18"	Periwinkle blue	4-6 weeks, June	♣️ Cut back by 2/3 for second bloom.
Concord Grape	☀️☀️	16-20"	18-24"	Grape-purple	2-4 weeks, June	♣️ Cut back by 2/3 for second bloom.
Sweet Kate	☀️☀️	12-16"	18-24"	Violet-blue	4-6 weeks, June	♣️ Brilliant gold, grass-like foliage.
Webmaster	☀️☀️	16-20"	18-24"	Purple with lilac edge	4-6 weeks, June	♣️ Cut back by 2/3 for second bloom.
TOAD LILY , Gilt Edge	☀️	16-20"	18-24"	Purple-pink with plum speckles	2-4 weeks, August	Exotic orchid-like flowers. Great late season color!
Samurai	☀️	16-20"	12-18"	Wine with dark plum speckles	2-4 weeks, August	Exotic orchid-like flowers. Great late season color!
TURTLEHEAD , Tiny Tortuga	☀️	12-16"	12-18"	Dark pink	4-6 weeks, late July	♣️➤ Great late season color for the shade.
VIOLA , Columbine	☀️☀️	6-8"	6-8"	White with lavender streaks	6-8 weeks, May	🌸♣️ Deadhead to produce more blooms.
Etain	☀️☀️	6-8"	6-8"	Pale lemon with lavender	8-12 weeks, May	🌸♣️ Deadhead to produce more blooms.
Halo Violet	☀️☀️	8-12"	8-12"	Deep violet with yellow eye	8-12 weeks, May	🌸♣️ Deadhead to produce more blooms.
VIRGINIA BLUEBELLS	☀️	16-20"	12-18"	Blue, bell shaped	2-4 weeks, late April	Woodland plant; pink buds open to blue flowers.
WOOD POPPY , Golden	☀️	12-16"	12-18"	Golden yellow	1-2 weeks, late April	Green, woodland-like foliage.

Hosta

Variety		Height	Spread	Flower Description	Bloom Time	Foliage	
Abiqua Drinking Gourd	☀️	16-20"	30-36"	White	2-4 weeks, June	Large, blue-green; cupped and textured 2014 Hosta of the Year!	➤
Atlantis	☀️	24-30"	5-6'	Pale lavender	2-4 weeks, July	Dark green with golden yellow margins; slightly rippled	➤
August Moon	☀️	16-20"	36-48"	Pale lavender	2-4 weeks, July	Large, gold heart-shaped; puckered	➤
Blue Angel	☀️	30-36"	36-48"	Light lavender	2-4 weeks, July	Gigantic blue-green; rippled, heart-shaped	➤
Blueberry Muffin	☀️	12-16"	30-36"	Lavender	2-4 weeks, July	Large blue; rounded and puckered; transitions to green in summer	➤
Dancing in the Moonlight	🌟	16-20"	24-30"	White	2-4 weeks, July	Blue with wide creamy white margins; extremely ruffled	➤
Dancing Queen	☀️	16-20"	24-30"	Pale lavender	2-4 weeks, July	Bright yellow with wavy edges 2020 Hosta of the Year!	➤
Dancing With Dragons	☀️	16-20"	36-48"	White	2-4 weeks, August	Blue, heart-shaped; heavily rippled margins	➤
Diamond Lake	☀️	24-30"	36-48"	Pale lavender	2-4 weeks, June	Huge, heart-shaped, blue; heavily corrugated with wavy margins	➤
Dream Queen	☀️	16-20"	18-24"	White	2-4 weeks, July	Wide sea-green margins with yellow center; heart-shaped	➤
Dream Weaver	☀️	12-16"	24-30"	White	2-4 weeks, July	Wide blue-green margins with creamy centers; round, corrugated	➤
Drop Dead Gorgeous	☀️	24-30"	5-6'	White	2-4 weeks, July	Green with yellow rippled margins; large, ovate	➤
Earth Angel	☀️	24-30"	36-48"	Pale lavender	2-4 weeks, July	Blue-green with wide, creamy margins 2009 Hosta of the Year!	➤
Echo the Sun	☀️	16-20"	36-48"	Lavender	2-4 weeks, July	Bright yellow with rippled margins; wedge-shaped	➤
Empress Wu	☀️	42-48"	5-6'	Pale violet	2-4 weeks, June	Huge, dark green, deeply veined	➤
Fire and Ice	☀️	16-20"	24-30"	Lavender	2-4 weeks, July	Pure white centers with dark green margins; heart-shaped	➤
First Frost	☀️	12-16"	30-36"	Pale lavender	2-4 weeks, July	Blue-green with gold margins 2010 Hosta of the Year!	➤
Francee	☀️	12-16"	24-30"	Lavender	2-4 weeks, July	Green with thin white margins; heart-shaped	➤
Gigantosaurus	🌟	30-36"	5-6'	Pale lavender	2-4 weeks, July	Massive blue with wavy yellow margins that turn white in summer	➤
Guacamole	☀️	20-24"	30-36"	Pale lavender	2-4 weeks, August	Large, apple-green with dark margins 2002 Hosta of the Year!	➤
Halcyon	☀️	16-20"	30-36"	Violet-blue	2-4 weeks, July	Frosty blue-green; pointed	➤
Hans	☀️	16-20"	30-36"	Lavender	2-4 weeks, July	Blue-green with white center; corrugated and puckered	➤
High Society	☀️	8-12"	12-18"	Pale lavender	2-4 weeks, August	Creamy yellow with wide blue margins	➤
Hudson Bay	☀️	36-42"	5-6'	White	2-4 weeks, June	Wide blue margin with apple-green and white centers	➤
Humpback Whale	☀️	30-36"	6-8'	White	2-4 weeks, June	Huge, blue-green; heart-shaped, corrugated	➤
Island Breeze	☀️	8-12"	12-18"	Dark lavender	2-4 weeks, June	Bright yellow with wide green margins 2022 Hosta of the Year!	➤
June	☀️	12-16"	18-24"	Lavender	2-4 weeks, July	Yellow center w/wide, blue-green margin 2001 Hosta of the Year!	➤
Liberty	☀️	24-30"	30-36"	Lavender	2-4 weeks, July	Blue-green with wide margins 2012 Hosta of the Year!	➤
Mini Skirt	☀️	6-8"	8-12"	Lavender	2-4 weeks, June	Blue-green with creamy margins; wavy 2024 Hosta of the Year!	➤
Miss America	🌟	16-20"	4-5'	White	2-4 weeks, July	White centers with green margins and light green streaking	➤
Montana Aureomarginata	☀️	24-30"	30-36"	Pale lavender	2-4 weeks, July	Dark green with wide, irregular gold margins	➤
My Fair Lady	🌟	16-20"	30-36"	White	2-4 weeks, June	Deep blue-green with apple-green around creamy yellow centers	➤
Pandora's Box	☀️	4-6"	8-12"	Lavender	2-4 weeks, July	White center with green jetting and blue-green margins	➤
Paradigm	☀️	16-20"	30-36"	Lavender	2-4 weeks, July	Gold w/ blue-green margins; corrugated 2007 Hosta of the Year!	➤
Patriot	☀️	20-24"	24-30"	Lavender	2-4 weeks, July	Dark green with white, streaked margins	➤
Praying Hands	☀️	16-20"	12-18"	Lavender	2-4 weeks, August	Dark green with narrow white margins 2011 Hosta of the Year!	➤
Queen Josephine	☀️	16-20"	30-36"	Pale lavender	2-4 weeks, July	Glossy, dark green with wide, irregular, creamy-yellow margins	➤
Rainbow's End	☀️	8-12"	18-24"	Dark lavender	2-4 weeks, July	Shiny yellow w/ green margin; red stems 2021 Hosta of the Year!	➤
Rainforest Sunrise	☀️	8-12"	12-18"	Pale lavender	2-4 weeks, July	Gold with green margins; thick, glossy 2013 Hosta of the Year!	➤
Sagae	☀️	24-30"	5-6'	Lavender	2-4 weeks, July	Blue-green with wide gold margins 2000 Hosta of the Year!	➤
Seasons in the Sun	☀️	24-30"	36-48"	Near white	2-4 weeks, July	Bright yellow with wavy deep veining and wavy margins	➤
Sieboldi Elegans	☀️	16-20"	36-48"	White	2-4 weeks, July	Huge, rounded, blue-gray; thick and corrugated as they mature	➤
Silly String	☀️	12-16"	18-24"	Pale lavender	2-4 weeks, July	Narrow, elongated, powder-blue; heavily wavy margins	➤
Sound of Music	🌟	24-30"	5-6'	White	2-4 weeks, June	Chartreuse center with blue-green irregular margins; corrugated	➤
Sum and Substance	☀️	30-36"	5-6'	Light lavender	2-4 weeks, July	Huge, chartreuse; corrugated and glossy 2004 Hosta of the Year!	➤
Time in a Bottle	☀️	12-16"	30-36"	Deep purple	2-4 weeks, August	Yellow to chartreuse; wavy margins	➤
Trendsetter	☀️	8-12"	30-36"	Pale lavender	2-4 weeks, July	Green w/wide yellow margins that turn creamy white; heart-shaped	➤
Twin Cities	☀️	30-36"	5-6'	Light lavender	2-4 weeks, July	Thick blue-green with chartreuse margins	➤
Vulcan	☀️	20-24"	30-36"	Pale lavender	2-4 weeks, July	White and yellow with dark green margins	➤
Wheee!	☀️	12-16"	24-30"	Lavender	2-4 weeks, July	Green leaves with cream margins; extremely ruffled	➤
Wolverine	☀️	16-20"	30-36"	Lavender	2-4 weeks, August	Blue-green with wide gold margins; long, tapered and wavy	➤
Wu-La-La	☀️	3-4'	5-6'	Violet	2-4 weeks, June	Blue-green with apple-green margins	➤

Clematis

Variety		Group	Height	Flower Description	Bloom Time
Asao	☀	B	6-8'	Rosy-pink with white bars and yellow stamens; 6-8"	4-6 weeks, May; may rebloom
Bee's Jubilee	★☀	B	8-10'	Pink with carmine bars and white stamens; 6-8"	4-6 weeks, May; may rebloom
Daniel Deronda	☀	B	6-8'	Violet-blue with yellow stamens, semi-double; 6-8"	4-6 weeks, May; may rebloom
Dr. Ruppel	☀	B	8-10'	Rose-red with deeper bar and gold stamens; 6-8"	4-6 weeks, May; may rebloom
Fireworks	☀	B	8-10'	Bright purple with reddish pink central bar; 6-8"	4-6 weeks, May; may rebloom
H.F. Young	☀	B	6-8'	Medium blue with white stamens; 6-8" across	4-6 weeks, June; may rebloom
Haku Ookan	☀	B	8-10'	Violet with large white stamens, double; 5-7" across	4-6 weeks, May; may rebloom
Happy Jack Purple	☀	B or C	6-8'	Velvety purple with yellow stamens; 3-5" across	8-12 weeks, June
Horn of Plenty	★☀	C	8-10'	Rosy-purple w/ purple bar and purple anthers; 8-10"	8-12 weeks, June
Jackmanii Superba	☀	C	10-12'	Deep velvet purple with green stamens; 4-6" across	8-12 weeks, mid June
Kardinal Wyszynski	★☀	C	8-10'	Deep carmine-red; 5-7" across	8-12 weeks, June
Little Duckling	☀	B	6-8'	Pink with purple-red bar and cream stamens; 4-6"	6-8 weeks, May; may rebloom
Moongate Mocha	★☀	C	12-15'	Satin pink	8-12 weeks, June
Nelly Moser	☀	B	6-8'	Pale pink with reddish-pink midstripe; 5-6" across	4-6 weeks, May; may rebloom
Niobe	☀	B	6-8'	Dark ruby-red with golden stamens; 6-8" across	6-8 weeks, June; may rebloom
Pink Champagne	☀	B	6-8'	Rosy-pink with white bars and yellow stamens; 6-8"	4-6 weeks, May; may rebloom
Royalty	☀	B	6-8'	Purplish blue, double; 4-6" across	4-6 weeks, June; may rebloom
Sweet Autumn	☀	C	15-20'	Creamy white w/off white stamens, fragrant; 1/2-1" across	4-6 weeks, late August
The President	☀	B	8-10'	Purplish blue with dark purple stamens; 6-8" across	6-8 weeks, June; may rebloom
The Vagabond	★☀	B	5-6'	Purple w/ crimson center and white stamens; 5-7"	4-6 weeks, May; may rebloom
Vancouver Blue Lion	★☀	B	6-8'	Rich blue-purple, double; 4-6" across	4-6 weeks, May; may rebloom

Clematis Groups

A = Blooms only on previous year's growth. Remove weak, dead or broken stems in early spring and prune to shape after blooming, if needed.

B = Blooms on previous and current year's growth. Remove weak, dead or broken stems in early spring and prune to shape after blooming, if needed.

C = Blooms only on current year's growth. Cut back to 6-12" from the ground in April before new growth emerges.

Vines

Plant Name		Type	Height	Special Features	Flower Color/Bloom Time
DUTCHMAN'S PIPE	☀	T	25-30'	Large green, heart shaped foliage	Yellow-green pipes w/brown marks; 2-4 weeks, June
HONEYSUCKLE, Goldflame	☀	T	15-20'	☘ Trumpet shaped flowers; blue green foliage	Reddish-pink w/creamy yellow; 8-12 weeks, June
Major Wheeler	☀	T	6-8'	☘☘ Trumpet shaped flowers; dark green foliage	Radiant red with yellow tips/throat; 8-12 weeks, June
Mandarin	☀	T	15-20'	☘ Trumpet shaped flowers; dark green foliage	Yellow-orange; 8-12 weeks, June
Peaches and Cream	☀	T	6-8'	☘ Trumpet shaped flowers; blue green foliage	Bicolor pink and white; 8-12 weeks, June
Scentsation	☀	T	10-12'	☘☘ Trumpet shaped flowers; dark green foliage	Lemony-yellow; 8-12 weeks, May
HYDRANGEA, Climbing	☀☀	C	25-30'	☘ Peeling bark provides winter interest	Large, lacy white clusters; 2-4 weeks, June
IVY(Deciduous), Boston	☀☀	C	30-40'	Tri-lobed; green foliage turns scarlet in fall	Inconspicuous flowers
Virginia Creeper	☀☀	C	30-40'	Five leaflets; Dark green foliage turns scarlet in fall	Inconspicuous flowers
SILVER LACE VINE	☀	T	25-30'	☘ Fast growing with bright green foliage	Profuse white clusters; 6-8 weeks, August
TRUMPET VINE, Flamenco	☀	C	25-30'	☘ Trumpet shaped flowers; dark green foliage	Orange-red; 2-4 weeks, July
Madame Galen	☀	C	25-30'	☘ Trumpet shaped flowers; dark green foliage	Orange-red; 2-4 weeks, July
WISTERIA, Amethyst Falls	☀	T	30-40'	☘☘ Grape-like flower clusters 6-8" long	Lavender-blue; 2-4 weeks, May, reblooms
Blue Moon	☀	T	25-30'	☘☘ Grape-like flower clusters 6-12" long	Blue; 2-4 weeks, May, reblooms

Vine Types

C = *Clinging Vines* climb textured surfaces such as brick, stone or rough wood

T = *Twining Vines* climb by wrapping around a trellis, lattice, fence or open, grid-like structure

Pruning Helps Control the Size of the Vine as Well as Encourage Flowering:

If the vine blooms in early spring such as Akebia and Wisteria, prune as necessary shortly after flowering.

If the vine blooms in late spring such as Honeysuckle and Trumpet Vine, prune in early spring or late fall as necessary to thin and shape.

Due to the possibility of conditions beyond our control, Bordine's reserves the right to be out of any item at any time.

Ground Cover

Plant Name	☀️	Height	Spread	Spacing	Flower Description	Bloom Time	Special Features
AJUGA, Black Scallop	☀️☀️	4-6"	-	8x8"	Deep blue spikes	2-4 weeks, May, reblooms	✂️ Scalloped, near black foliage.
Blueberry Muffin	☀️	4-6"	-	10x10"	Clear blue spikes	2-4 weeks, June, reblooms	✂️ Rich olive green and deep purple.
Burgundy Glow	☀️☀️	4-6"	-	8x8"	Blue spikes	2-4 weeks, June, reblooms	✂️ Green, white, pink and burgundy foliage.
Catlin's Giant	☀️	6-8"	-	12x12"	Blue spikes	4-6 weeks, June, reblooms	✂️ Large, green foliage with bronze hues.
Chocolate Chip	☀️	2-4"	-	8x8"	Lacy blue spikes	2-4 weeks, June, reblooms	✂️ Chocolate and dark green foliage.
Mahogany	☀️	2-4"	-	8x8"	Bright blue spikes	2-4 weeks, May, reblooms	✂️ Deep purple, near black foliage.
Princess Elsa	☀️★	4-6"	-	10x10"	Deep violet spikes	2-4 weeks, May, reblooms	✂️ Green foliage with silver sheen.
BEARBERRY	☀️	4-6"	-	12x12"	Pinkish-white lantern shaped	2-4 weeks, April	Red fruit in late summer; evergreen.
BLUE-STAR CREEPER	☀️	2-4"	-	10x10"	Blue, star-shaped	8-12 weeks, June	Tolerates heavy foot traffic.
BRASS BUTTONS, Platt's Black	☀️	2-4"	-	8x8"	Small, yellow	2-4 weeks, June	Black-purple, fern-like foliage.
CLOVER, 4 Luck Red Green	☀️☀️	4-6"	-	12x12"	Tiny, white	2-4 weeks, June	Dark green with red splashes, 4 sided foliage.
GINGER, Canadian	☀️☀️	6-8"	-	12x12"	Purplish-brown	2-4 weeks, April	Green velvety, heart-shaped foliage.
Midnight Lustre	☀️☀️	4-6"	-	10x10"	Purplish-brown	2-4 weeks, April	Dark green, shiny foliage; evergreen.
HENS AND CHICKS, Assorted	☀️	4-6"	-	8x8"	Pink stars on upright stalks	Blooms at maturity	Succulent rosettes in a range of colors & textures.
Black	☀️	4-6"	-	6x6"	Pink stars on upright stalks	Blooms at maturity	Green rosettes with dark, red black tips.
Chick Charms, Chocolate Kiss	☀️★	2-4"	-	6x6"	Stars on upright stalks	Blooms at maturity	Reddish-brown rosettes.
Chick Charms, Gold Nugget	☀️	2-4"	-	6x6"	Stars on upright stalks	Blooms at maturity	Red w/yellow edges maturing to lime green.
Ruby Heart	☀️	2-4"	-	6x6"	Pink stars on upright stalks	Blooms at maturity	Blue-green rosettes with red base.
HOULTUYNIA	☀️	6-8"	-	12x12"	Creamy white spikes	2-4 weeks, June	☠️ Red/cream/green variegated foliage.
ICE PLANT, Fire Spinner	☀️	4-6"	-	8x8"	Orange/yellow/magenta	4-6 weeks, June	✂️ Low growing, succulent foliage creates a dense carpet underneath the brightly colored daisy-like flowers. Ice Plant tolerates hot and dry conditions making it an excellent choice for rock gardens.
Gold Nugget	☀️	2-4"	-	8x8"	Bright golden, daisy-like	4-6 weeks, May	
Granita Raspberry	☀️	2-4"	-	10x10"	Raspberry-pink, daisy-like	4-6 weeks, June	
Lavender Ice	☀️	2-4"	-	8x8"	Lavender with dark eye	4-6 weeks, June	
Ocean Sunset Orange Glow	☀️	4-6"	-	10x10"	Orange with pink/yellow	4-6 weeks, June	
Red Mountain Flame	☀️	2-4"	-	8x8"	Orange-red, daisy-like	4-6 weeks, June	
IRIS, Dwarf, Crested	☀️	4-6"	-	8x8"	Lilac with yellow crest	2-4 weeks, May	☠️✂️ Gray-green, sword-shaped foliage.
Dwarf, Crested White	☀️	6-8"	-	8x8"	White	2-4 weeks, May	✂️ Gray-green, sword-shaped foliage.
IVY, English	☀️☀️☀️	4-6"	-	8x8"	-	-	Glossy, dark green foliage; evergreen.
English, Walthamensis	☀️☀️	2-4"	-	8x8"	-	-	Small, rich dark green foliage; evergreen.
LAMIASTRUM, Herman's Pride	☀️☀️	8-12"	-	12x12"	Yellow	2-4 weeks, July	Silver foliage with green veining.
LAMIUM, Orchid Frost	☀️☀️	6-8"	-	12x12"	Orchid pink	2-4 weeks, May	Blue-green foliage with silver centers.
Pink Pewter	☀️☀️	6-8"	-	12x12"	Soft pink	2-4 weeks, May	Silvery-white foliage with green edges.
White Nancy	☀️☀️	6-8"	-	12x12"	White	2-4 weeks, May	Silvery-white foliage with green edges.
LILY OF THE VALLEY, White	☀️☀️	6-8"	12-18"	-	Nodding, white	2-4 weeks, May	☠️ Dark green foliage; fragrant flowers.
LIRIOPE, Creeping	☀️☀️☀️	8-12"	-	12x12"	Violet	4-6 weeks, late July	Fine, green, grass-like foliage.
Silvery Sunproof	☀️☀️☀️	8-12"	-	12x12"	Lavender	2-4 weeks, September	Green and white variegated foliage.
MAZUS	☀️	2-4"	-	10x10"	Purplish-blue	2-4 weeks, May	Excellent ground cover for rock gardens.
MOSS, Checkerboard	☀️☀️	2-4"	-	8x8"	Tiny, white	1-2 weeks, July	Includes both Scotch and Irish moss.
Irish	☀️☀️	2-4"	-	8x8"	Tiny, white	1-2 weeks, July	Tiny, green, moss-like foliage; evergreen.
Scotch	☀️☀️	2-4"	-	8x8"	Tiny, white	1-2 weeks, July	Chartreuse moss-like foliage; evergreen.
MYRTLE	☀️☀️☀️	4-6"	-	8x8"	Lilac-blue	2-4 weeks, May	Glossy, dark green foliage; evergreen.
Ralph Shugert	☀️☀️☀️	4-6"	-	12x12"	Deep lilac	2-4 weeks, May	Glossy, dark green foliage; creamy white margins.
PACHYSANDRA	☀️☀️	6-8"	-	8x8"	White spikes	1-2 weeks, May	Evergreen, does well under pine trees.
PHLOX, Bedazzled Lavender	☀️	6-8"	-	12x12"	Lavender	2-4 weeks, May	✂️ Stunning spring color! Great rock garden plant and excellent for steep slopes.
Bedazzled Pink	☀️	6-8"	-	12x12"	Bright, medium pink	2-4 weeks, May	
Drummon's Pink	☀️	4-6"	-	10x10"	Rose pink	2-4 weeks, May	
Emerald Blue	☀️	4-6"	-	10x10"	Blue	2-4 weeks, May	
Fort Hill	☀️	4-6"	-	10x10"	Deep pink	2-4 weeks, May	
Spring White	☀️	4-6"	-	10x10"	White	2-4 weeks, April	
PLUMBAGO	☀️	8-12"	-	12x12"	Dark blue	6-8 weeks, August	✂️ Green foliage, bright red fall color.

To Insure a Successful Planting of Ground Cover, Use the Following Tips for Your Selected Area...

1. Eliminate all existing weeds and grass from the area using a non-selective, systemic herbicide
2. Select the appropriate plant for the location
3. Space plants correctly. Following the spacing recommendations will allow the area to fill in within 2 years
4. After planting, apply a 1-2" layer of mulch between plants to discourage weeds

Ground Cover

Plant Name		Height	Spread	Spacing	Flower Description	Bloom Time	Special Features
PURPLE POPPY MALLOW	☀	8-12"	-	18x18"	Magenta, cup-shaped	8-12 weeks, May	♣ Green, low-growing foliage.
RUPTUREWORT	☀	2-4"	-	8x8"	-	-	Tiny, green foliage; evergreen.
SEDUM, Angelina	☀	4-6"	-	8x8"	Yellow	2-4 weeks, June	Needle-like, brilliant yellow succulent foliage.
Atlantis	☀	4-6"	-	8x8"	Yellow	2-4 weeks, June	Green and creamy white variegated foliage.
Coral Carpet	☀	2-4"	-	8x8"	White	2-4 weeks, June	Green with tinges of bright red foliage.
Dazzleberry	☀	6-8"	12-18"	-	Raspberry red	4-6 weeks, July	♣ Blue-gray succulent foliage.
Dragon's Blood	☀	2-4"	-	8x8"	Rose-red	2-4 weeks, June	Green with tinges of bright red foliage.
Ezawe	☀	2-4"	-	8x8"	Dusky pink	2-4 weeks, July	♣ Reddish-purple, succulent foliage.
Gold Carpet	☀	4-6"	-	8x8"	Bright yellow	2-4 weeks, late July	♣ Green, succulent foliage; evergreen.
John Creech	☀	2-4"	-	8x8"	Pink	2-4 weeks, June	♣ Scalloped green, succulent foliage.
Kamtschaticum	☀	4-6"	-	8x8"	Orange-yellow	2-4 weeks, July	♣ Scalloped green, succulent foliage.
Lime Zinger	☀	4-6"	12-18"	-	Pink	4-6 weeks, August	♣ Lime green foliage with red edges.
Little Miss Sunshine	☀	6-8"	12-18"	-	Yellow	2-4 weeks, June	♣ Dark, glossy green, succulent foliage.
Olivia's Gold	☀	2-4"	-	6x6"	Golden yellow	2-4 weeks, July	♣ Green succulent foliage with golden tips.
Pinkie	☀	2-4"	-	8x8"	Pinkish white	2-4 weeks, June	♣ Gray-blue succulent foliage.
Sieboldii	☀	4-6"	-	8x8"	Pink	2-4 weeks, August	♣ Blue-green succulent foliage.
Solar Spice	☀	4-6"	-	10x10"	Yellow	2-4 weeks, June	♣ Yellow w/ hints of red, needle-like.
Tri-Color	☀	2-4"	-	8x8"	Pink	2-4 weeks, July	Succulent green, white and pink foliage.
SWEET WOODRUFF	☀	6-8"	-	10x10"	White	2-4 weeks, May	☼ Bright-green, umbrella-shaped foliage.
THYME, Creeping, Red	☀	2-4"	-	10x10"	Tiny, magenta red	2-4 weeks, June	☼♣ Extremely fragrant foliage.
Pink Chintz	☀	2-4"	-	10x10"	Tiny, salmon-pink	2-4 weeks, June	☼♣ Extremely fragrant foliage.
Woolly	☀	2-4"	-	10x10"	Tiny, pink	2-4 weeks, June	☼♣ Gray-green, woolly foliage.
WINTERGREEN, Cherry Berrie	☀	6-8"	-	12x12"	White, bell shaped	2-4 weeks, May	Large, edible, cherry-red berries in fall.

Lilies

Variety		Height	Spread	Flower Description	Bloom Time	Special Features
Asiatic, LA Summer Salt ☆	☀	16-20"	12-18"	Pearly white	2-4 weeks, July	<p>Lilies are one of the easiest perennials to grow! They grow from a bulb which multiplies over the years, giving you more and more plants! The stalks are robust and require little staking. Their flowers are stunning in the garden and many have a wonderful fragrance as well. It is best to remove faded flowers so that seed pods do not form. This allows the plant to achieve maximum bulb development for the following season.</p>
LA Summer Scarlet	☀	16-20"	12-18"	Vibrant red with dark freckles	2-4 weeks, July	
LA Summer Sky	☀	16-20"	12-18"	Pink with bright yellow center	2-4 weeks, July	
LA Summer Sun	☀	16-20"	12-18"	Vibrant yellow w/ dark freckles	2-4 weeks, July	
Pura Desierto	☀	16-20"	8-12"	Light pink, double	2-4 weeks, June	
Pura Puro	☀	16-20"	8-12"	White with black freckles, double	2-4 weeks, June	
Tiny Cosmic	☀	12-16"	8-12"	Orange with red-black center	2-4 weeks, June	
Tiny Double Dutch	☀	12-16"	8-12"	Orange, double	2-4 weeks, June	
Tiny Ghost	☀	12-16"	8-12"	Rich magenta purple-red	2-4 weeks, June	
Tiny Invader	☀	12-16"	8-12"	Bright orange with freckles	2-4 weeks, June	
Tiny Lion	☀	12-16"	8-12"	Burgundy w/ bright orange tips	2-4 weeks, June	
Tiny Massive	☀	12-16"	8-12"	Vibrant yellow with black center	2-4 weeks, June	
Tiny Nugget	☀	12-16"	8-12"	Yellow with maroon speckles	2-4 weeks, June	
Tiny Pearl	☀	12-16"	8-12"	Rich pink	2-4 weeks, June	
Tiny Ranger	☀	12-16"	8-12"	Bright yellow	2-4 weeks, June	
Tiny Rocket	☀	12-16"	8-12"	Brilliant red with dark center	2-4 weeks, June	
Oriental, After Eight	☀	12-16"	12-18"	Deep red with white edges	2-4 weeks, July	
Roselily Esra	☀	24-30"	12-18"	Deep pink, double	2-4 weeks, July	
Roselily Kyra	☀	24-30"	12-18"	Hot pink w/ white edge, double	2-4 weeks, July	
Roselily Nowa	☀	24-30"	12-18"	Light pink with freckles, double	2-4 weeks, July	
Roselily Sara	☀	24-30"	12-18"	Blush pink, double	2-4 weeks, July	
Roselily Zeta	☀	24-30"	12-18"	White, double	2-4 weeks, July	
Sunny Azores	☀	16-20"	12-18"	White with yellow midribs	2-4 weeks, June	
Sunny Bliss ☆	☀	16-20"	12-18"	Light yellow	2-4 weeks, July	
Sunny Double Bounty ☆	☀	16-20"	12-18"	White w/burgundy spots, double	2-4 weeks, July	
Sunny Double Duty ☆	☀	16-20"	12-18"	Soft-pink and white, double	2-4 weeks, July	
Sunny Keys	☀	16-20"	12-18"	Dark pink-red with white edges	2-4 weeks, July	
Sunny Martinique	☀	16-20"	12-18"	Large, dark pink w/ white edge	2-4 weeks, July	
Sunny Robyn	☀	24-30"	12-18"	Soft pink with dark pink center	2-4 weeks, July	

Grasses

Variety		Height	Spread	Type	Foliage	Bloom Time	Flower Description
Bamboo , Clumping		6-8'	6-8'	Clumping	Shiny green; evergreen	-	-
Big Bluestem , Blackhawks		4-5'	18-24"	Clumping	Deep green turns near black in fall	4-6 weeks, August	Purple-red seed heads
Dancing Wind		5-6'	24-30"	Clumping	Grayish-blue turns scarlet in fall	4-6 weeks, late August	Deep purple seed heads
Holy Smoke		5-6'	24-30"	Clumping	Blue-green turns burgundy in fall	4-6 weeks, late August	Dark purple seed heads
Peach Blush		6-8'	30-36"	Clumping	Grey-green with purple highlights	4-6 weeks, late August	Purple airy seed heads
Red October		5-6'	18-24"	Clumping	Green turning bright red in fall	4-6 weeks, August	Tan seed heads
Black Mondo , Ebony Knight		8-12"	12-18"	Slow spreading	Black, shiny	2-4 weeks, August	Dark lavender
Blood , Red Baron		16-20"	12-18"	Slow spreading	Green, bright red tips	-	-
Feather Reed , Fall Blooming		30-36"	30-36"	Clumping	Rich green turns yellow in fall	4-6 weeks, August	Pinkish plumes mature to yellow
Karl Foerster		4-5'	30-36"	Clumping	Slender green	8-12 weeks, late May	Tan, wheat-like seed heads
Lightning Strike		30-36"	18-24"	Clumping	Vertically streaked emerald and white	8-12 weeks, June	Purple plumes age to brown
Overdam		24-30"	18-24"	Clumping	Green and white variegated	8-12 weeks, late May	Golden plumes and seed heads
Fescue , Elijah Blue		12-16"	18-24"	Clumping	Fine, powder blue	2-4 weeks, May	Tan seed heads
Glow Sticks		24-30"	18-24"	Clumping	Deep green; neon yellow stems in spring	4-6 weeks, late August	Yellow airy seed heads
Powder Keg		12-16"	18-24"	Clumping	Brilliant blue	2-4 weeks, June	Tan seed heads; very floriferous
Fountain , Burgundy Bunny		12-16"	12-18"	Clumping	Thin green with red tips; burgundy fall color	4-6 weeks, August	Cream bottlebrush plumes
Fuzzy Wuzzy		20-24"	30-36"	Clumping	Thin bright green; arching	4-6 weeks, August	Large, tan foxtail plumes
Ginger Love		30-36"	30-36"	Clumping	Thin green	4-6 weeks, August	Ginger-red bottlebrush plumes
Hameln		20-24"	18-24"	Clumping	Thin green	4-6 weeks, August	Cream plumes; tan seed heads
Hush Puppy		24-30"	30-36"	Clumping	Thin green	4-6 weeks, August	Light pink to tan plumes
Karley Rose		30-36"	24-30"	Clumping	Thin deep green; arching	6-8 weeks, July	Rose foxtail plumes
Lemon Squeeze		30-36"	36-48"	Clumping	Golden-chartreuse	4-6 weeks, August	Copper-tan bottlebrush plumes
Lumen Gold		20-24"	30-36"	Clumping	Slender chartreuse	4-6 weeks, August	Silvery-brown plumes
Red Head		3-4'	3-4'	Clumping	Thin bright green; arching	4-6 weeks, August	Reddish-purple bottlebrush plumes
Hakonechloa		12-16"	30-36"	Slow spreading	Bright yellow with thin vertical green lines	-	-
All Gold		12-16"	30-36"	Slow spreading	Vibrant lemon yellow	-	-
Lemon Zest		12-16"	18-24"	Slow spreading	Bright yellow with white vertical stripes	-	-
Little Bluestem , Band of Gold		3-4'	18-24"	Clumping	Sky-blue, resembles bamboo	8-12 weeks, August	Tan to brown seed heads
Blue Arrow		20-24"	30-36"	Clumping	Steel-blue; broad arrow shaped	8-12 weeks, August	Tan seed heads
Blue Paradise		36-42"	18-24"	Clumping	Silvery blue, deep purple in fall	6-8 weeks, August	Tan to brown seed heads
Chameleon		20-24"	18-24"	Clumping	Green and white variegated	8-12 weeks, August	Tan to brown seed heads
Cinnamon Sticks		30-36"	24-30"	Clumping	Vivid blue turns cinnamon-red in fall	6-8 weeks, August	Tan plumes
Exclamation Point		24-30"	24-30"	Clumping	Steel-blue, flecks of purple and maroon	8-12 weeks, August	Tan seed heads
Mystic Purple		30-36"	24-30"	Clumping	Sky-blue, purple and ruby red in fall	6-8 weeks, August	Silver plumes
Standing Ovation		42-48"	18-24"	Clumping	Greenish-blue with purple at the base	6-8 weeks, August	Tan seed heads
Maiden , Cabaret		5-6'	24-30"	Clumping	Broad with wide white center & green margin	4-6 weeks, September	Pink plumes
Cosmopolitan		6-8'	4-5'	Clumping	Wide, creamy white and dark green striped	4-6 weeks, September	Silvery plumes
Encore		5-6'	3-4'	Clumping	Green with white midribs	6-8 weeks, August	Silvery-white plumes
Giant		8-10'	4-5'	Clumping	Deep green turning burnt orange in fall	6-8 weeks, September	Silver plumes
Gold Breeze Zebra		3-4'	2-3'	Clumping	Green with yellow bands; upright	4-6 weeks, September	Purple-red plumes
Gracillimus		5-6'	4-5'	Clumping	Narrow, green with silver veins	4-6 weeks, September	Copper-red plumes
Little Kitten		30-36"	18-24"	Clumping	Narrow with silver midribs	4-6 weeks, September	Silvery-white plumes
Little Zebra		3-4'	30-36"	Clumping	Green with yellow bands	6-8 weeks, August	Reddish-purple plumes
Malepartus		5-6'	36-48"	Clumping	Broad green with white midrib; bamboo like	4-6 weeks, September	Pinkish-purple plumes turn silver
Morning Light		42-48"	36-48"	Clumping	Green with thin white margins	2-4 weeks, September	Reddish-pink plumes
Porcupine		5-6'	4-5'	Clumping	Green with yellow banding; upright	4-6 weeks, September	Copper-silver plumes
Variegated		5-6'	3-4'	Clumping	Creamy white and green striped	4-6 weeks, September	Reddish plumes turn silver
Zebra		5-6'	36-48"	Clumping	Green with yellow bands; upright, arching	6-8 weeks, September	Bronze-pink plumes turn silver
Northern Sea Oats , Little Tickler		20-24"	12-18"	Clumping	Green; bamboo-like	8-12 weeks, July	Green, fishscale-shaped
Ravena		8-10'	4-5'	Clumping	Green	6-8 weeks, August	Large tan plumes
Sedge , Bowles Golden		20-24"	18-24"	Slow spreading	Brilliant yellow with thin green stripe	-	-
Everillo		12-16"	12-18"	Clumping	Yellow to chartreuse; semi-evergreen	-	-
Eversheen		16-20"	12-18"	Clumping	Chartreuse-yellow with green margins	-	-
Feather Falls		16-20"	18-24"	Clumping	Dark green with ivory margins	-	-
Ice Dance		8-12"	12-18"	Slow spreading	Green edged with pure white; evergreen	-	-
Red Rooster		20-24"	12-18"	Clumping	Coppery bronze, finely textured	-	-
Switch , Kindred Spirit		4-5'	36-48"	Clumping	Blue-green	6-8 weeks, August	Amber-rose plumes
Northwind		5-6'	24-30"	Clumping	Blue-green	6-8 weeks, August	Silver panicles
Shenandoah		30-36"	30-36"	Clumping	Green with red tips turning red in fall	4-6 weeks, August	Red, airy panicles
Smoky Rose		36-42"	30-36"	Clumping	Dark green	6-8 weeks, August	Smoky-rose billowy plumes
Thundercloud		6-8'	4-5'	Clumping	Blue-green	4-6 weeks, August	Pinkish-tan panicles

= Sun
 = Partial Shade
 = Shade
 = Butterfly
 = Hummingbird
 = Fragrant
 = New Plant for 2026!

Daylilies

Variety		Height	Spread	Flower Description	Bloom Time	Special Features
Big Time Happy	☀	16-20"	18-24"	Canary yellow, slightly ruffled; 4" across	4-6 weeks, June, reblooms	<p>Daylilies are low maintenance perennials that thrive in the sun. Their flowers come in a wide range of colors. Different flower forms such as double or ruffled are what make each variety unique. While many varieties only bloom for 2-4 weeks, most newer varieties bloom 8-12 weeks continuously when deadheaded. They look fantastic when planted in masses, on slopes for erosion control or in the perennial border. Butterflies and hummingbirds absolutely love Daylilies and they make great cut flowers.</p>
Black Velvet Baby	☀	20-24"	12-18"	Deep burgundy, ruffled edge; 4" across	2-4 weeks, July, reblooms	
Blackthorne	☀	20-24"	18-24"	Creamy yellow with wine purple eye and edge	2-4 weeks, July, reblooms	
Blazing Glory	★☀	24-30"	18-24"	Golden yellow with burgundy red eye and edge	2-4 weeks, July, reblooms	
Blood Sweat and Tears	★☀	24-30"	18-24"	Raspberry red with pink eye and yellow throat	2-4 weeks, July, reblooms	
Blue Martini	★☀	24-30"	18-24"	Mauve-pink with magenta, purple and yellow	2-4 weeks, July, reblooms	
Born to Run	☀	20-24"	18-24"	Rosy red with creamy yellow edge, lime throat	2-4 weeks, July, reblooms	
Bubblegum Pie	☀	20-24"	18-24"	Bubblegum pink with yellow throat and edge	2-4 weeks, July, reblooms	
Don't Lose Heart	★☀	20-24"	18-24"	Cranberry edges with pink eye and green throat	2-4 weeks, July, reblooms	
Double Pardon Me	☀	16-20"	18-24"	Double crimson red with yellow-green throat	2-4 weeks, July, reblooms	
Doubly Bubbly	★☀	16-20"	12-18"	Butter yellow with small green throat; double	2-4 weeks, July, reblooms	
Dynamite Returns	☀	16-20"	18-24"	Warm pink with green throat; 4" across	6-8 weeks, July, reblooms	
Elegant Candy	☀	20-24"	18-24"	Ruffled rose-pink with red eye, green throat	2-4 weeks, July, reblooms	
Francis of Assisi	☀	24-30"	12-18"	Burgundy red with white edge, green throat	4-6 weeks, July, reblooms	
Going Bananas	☀	20-24"	18-24"	Canary yellow; 4" across	8-12 weeks, July, reblooms	
Happy Returns	☀	16-20"	18-24"	Canary yellow; 3" across	4-6 weeks, June, reblooms	
Kansas Kitten	☀	20-24"	18-24"	Lavender-purple with darke eye, green throat	6-8 weeks, July, reblooms	
Lake of Fire	☀	20-24"	18-24"	Apricot orange with red eye and ruffled edge	2-4 weeks, July	
Little Grapette	☀	12-16"	18-24"	Grape-purple with green throat; 2" across	2-4 weeks, early July	
Mighty Chestnut	☀	24-30"	18-24"	Orange-red with burgundy eye and gold throat	4-6 weeks, July	
Moonlit Masquerade	★☀	20-24"	12-18"	Cream with dark purple eye and green throat	2-4 weeks, July, reblooms	
Nosferatu	☀	20-24"	18-24"	Deep purple with chartreuse throat; ruffled	2-4 weeks, July	
Orange You Lucky Returns	☀	12-16"	12-18"	Deep orange w/ deep red orange eye; double	2-4 weeks, June, reblooms	
Persian Ruby	☀	30-36"	18-24"	Deep purplish-red with green throat; 8" across	2-4 weeks, July	
Primal Scream	☀	30-36"	18-24"	Tangerine orange with green throat; ruffled	2-4 weeks, July	
Purple De Oro	☀	16-20"	18-24"	Medium purple with bright yellow throat	8-12 weeks, late June, reblooms	
Rock Solid	☀	24-30"	18-24"	Mauve w/dark purple eye and edge, green throat	2-4 weeks, July, reblooms	
Royal Frosting	☀	20-24"	18-24"	White w/ hint of cream and yellow-green throat	2-4 weeks, July	
Ruby Spider	☀	30-36"	18-24"	Ruby red with golden throat; 9" across	2-4 weeks, June	
Stella de Oro	☀	16-20"	18-24"	Golden yellow; 2.75" across	8-12 weeks, June, reblooms	
Storm Shelter	☀	20-24"	18-24"	Mauve with purple eye and green throat, ruffled	2-4 weeks, July, reblooms	
Strutter's Ball	★☀	20-24"	12-18"	Deep purple with small lemon throat; 6" across	4-6 weeks, July	
Tiger Swirl	☀	30-36"	18-24"	Golden with raspberry red eye; 6.5" across	2-4 weeks, July	
Tusawilla Tigress	★☀	20-24"	18-24"	Bright orange with orange-red eye; 7" across	2-4 weeks, July, reblooms	
You Are My Sunshine	☀	24-30"	18-24"	Bright gold with red eye and edge; 4" across	2-4 weeks, July, reblooms	

Native Perennials

Why Plant Natives? Native species occur naturally in our region and have evolved to thrive in local soil and climate conditions. They typically require minimal intervention such as fertilizers, irrigation & pesticides. Adding native species to your landscape can provide many benefits. Their strong root systems aid in erosion control and they provide essential food sources for pollinators and wildlife. Due to the fact that they often reproduce by seed there can be a wide variety of variation in flower color, size & shape.



Here is a list of some of the Native Perennials we will have available this year:

- | | |
|---|--|
| Agastache, Blue Giant (<i>Agastache Foeniculum</i>) ☀ | Lobelia, Cardinal Flower (<i>Lobelia cardinalis</i>) ☀ |
| Bergamot, Wild (<i>Monarda fistulosa</i>) ☀ | Lobelia, Great Blue (<i>Lobelia siphilitica</i>) ☀ |
| Coneflower, Purple (<i>Echinacea purpurea</i>) ☀ | Milkweed, Whorled (<i>Asclepias verticillata</i>) ☀ |
| Coneflower, Yellow (<i>Ratibida pinnata</i>) ☀ | Monkey Flower (<i>Mimulus ringens</i>) ☀ |
| Coreopsis, Sand (<i>Coreopsis lanceolata</i>) ☀ | Mountain Mint, Common (<i>Pycnanthemum virginianum</i>) ☀ |
| Geranium, Wild (<i>Geranium Maculatum</i>) ☀ | Rudbeckia, Showy Black-Eyed Susan (<i>Rudbeckia Fulgida</i>) ☀ |
| Golden Alexanders (<i>Zizia Aurea</i>) ☀ | Sunflower, False (<i>Heliopsis helianthoides</i>) ☀ |
| Goldenrod, Showy (<i>Solidago speciosa</i>) ☀ | Tick-Trefoil, Showy (<i>Desmodium canadense</i>) ☀ |
| Helen's Flower (<i>Helenium autumnale</i>) ☀ | Verbena, Hoary (<i>Verbena stricta</i>) ☀ |
| Ironweed, Common (<i>Veronica Fasciculata</i>) ☀ | Yarrow, Common (<i>Achillea Millefolium</i>) ☀ |
| Liatris, Blazing Star (<i>Liatris spicata</i>) ☀ | |

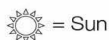
Perennials Sun A-Z

Plant Name	Height	Spread	Flower Description	Bloom Time	Special Features
AFRICAN LILY , Blue Yonder	☀️ 20-24"	18-24"	Dark blue, pendulous	6-8 weeks, July	🦋 Strap-shaped, glossy, grass-like foliage.
AGASTACHE , Blue Fortune	☀️ 30-36"	18-24"	Deep blue, bottlebrush-like	2-4 weeks, July	🦋🦋🦋 Licorice scent is unbelievable!
Peachie Keen	☀️ 16-20"	12-18"	Apricot-peach plumes	8-12 weeks, June	🦋🦋🦋 Compact habit and drought tolerant.
Queen Nectarine	☀️ 30-36"	30-36"	Peach on mauve calyxes	8-12 weeks, June	🦋🦋🦋 Large, full habit and drought tolerant.
Rosie Posie	☀️ 16-20"	12-18"	Pink-purple plumes	8-12 weeks, June	🦋🦋🦋 Compact habit and drought tolerant.
Royal Raspberry	☀️ 30-36"	24-30"	Rosy purple	8-12 weeks, June	🦋🦋🦋 Large, full habit and drought tolerant.
ALLIUM , Bubble Bath	☀️ 20-24"	18-24"	3" soft-lavender globes	4-6 weeks, July	🦋🦋 Blue-green, slightly twisted foliage.
Glitterbug Bees Knees	☀️ 12-16"	8-12"	Purplish-lavender; golf ball size	4-6 weeks, July	🦋🦋 Glossy green, strap-like foliage.
Glitterbug Humble Bumble	☀️ 8-12"	8-12"	Purple-pink globes	4-6 weeks, July	🦋🦋 Blue-green, strap-like foliage.
Globemaster	☀️ 20-24"	18-24"	10" lilac-pink, globe shaped	2-4 weeks, May	🦋 Shiny green, strap-like foliage.
Lavender Bubbles	☀️ 12-16"	18-24"	Dark dusty purple globes	4-6 weeks, late August	🦋🦋 Blue-green, cork-screw foliage.
Millennium	☀️ 12-16"	12-18"	Pink-purple, globe shaped	4-6 weeks, July	🦋🦋🦋 2018 Perennial Plant of the Year!
Serendipity	☀️ 16-20"	12-18"	Rosy purple, balloon-like	4-6 weeks, July	🦋 Glossy green, strap-like foliage.
ANEMONE , Fantasy Jasmine	☀️ 12-16"	18-24"	Deep rose-pink, single	4-6 weeks, late July	🦋 Great late summer and fall color!
Fantasy Pocahontas	★☀️ 12-16"	18-24"	Bubblegum pink, double	4-6 weeks, late July	🦋 Great late summer and fall color!
Fantasy Red Riding Hood	☀️ 16-20"	18-24"	Deep purple-pink, single	4-6 weeks, late July	🦋 Great late summer and fall color!
Japanese, September Charm	☀️ 24-30"	18-24"	Silver-rose, single	2-4 weeks, September	🦋 Great fall color!
Spring Beauty Pink	☀️ 8-12"	12-18"	Vivid pink with white center	4-6 weeks, May	🦋 Deep green fern-like foliage.
ARMERIA , Splendens	☀️ 6-8"	8-12"	Pink, globe-shaped	4-6 weeks, May	🦋 Green grass-like mounds.
ARTEMISIA , Silver Brocade	☀️ 8-12"	12-18"	-	-	Silvery-gray, deeply cut, interesting foliage.
Silvermound	☀️ 8-12"	18-24"	-	-	Fine, silver-gray foliage.
ASTER , Believer	☀️ 16-20"	18-24"	Purple with yellow eye	2-4 weeks, August	🦋
Dragon Blue	☀️ 16-20"	18-24"	Purple-blue with yellow eye	2-4 weeks, August	🦋
Magic Pink	☀️ 16-20"	18-24"	Pink with yellow eye	2-4 weeks, August	🦋
Magic Purple	☀️ 16-20"	18-24"	Purple with yellow eye	2-4 weeks, August	🦋
Wood's Light Blue	☀️ 12-16"	18-24"	Light blue	2-4 weeks, August	🦋
Wood's Purple	☀️ 12-16"	18-24"	Purple-blue	2-4 weeks, August	🦋
BACHELOR BUTTON , Blue	☀️ 20-24"	18-24"	Dark blue	2-4 weeks, June	🦋 Old-fashioned favorite for cut flower bouquets.
BALLOON FLOWER , Fuji Blue	☀️ 16-20"	12-18"	Deep blue, balloon-shaped	4-6 weeks, June	Compact, upright growth habit.
Pop Star Blue	☀️ 6-8"	6-8"	Purple-blue, balloon-shaped	4-6 weeks, June	Excellent border or rock garden plant!
BAPTISIA	☀️ 36-42"	30-36"	Blue, pea-shaped	2-4 weeks, June	🦋🦋🦋 2010 Perennial Plant of the Year!
Decadence Blueberry Sundae	☀️ 30-36"	36-48"	Deep vibrant indigo	2-4 weeks, June	🦋 Blue-green, delicate foliage. Compact habit.
Decadence Pink Lemonade	☀️ 36-42"	36-48"	Yellow and raspberry bicolor	2-4 weeks, June	🦋 Blue-green, delicate foliage. Good cut flower.
Decadence Sparkling Sapphires	☀️ 30-36"	30-36"	Purple-blue shades	2-4 weeks, June	🦋 Green, delicate foliage. Compact habit.
BEAR'S BREECH , Hungarian	☀️ 42-48"	36-48"	Pink-flushed to white	2-4 weeks, June	🦋 Glossy, deeply-cut olive green foliage.
BEE BALM , Gardenview Scarlet	☀️ 30-36"	24-30"	Rich red	2-4 weeks, July	🦋🦋🦋
Raspberry Wine	☀️ 30-36"	24-30"	Wine-red	2-4 weeks, July	🦋🦋🦋
Red Velvet	☀️ 24-30"	30-36"	Cherry red	2-4 weeks, July	🦋🦋🦋
Sugar Buzz Blue Moon	☀️ 16-20"	18-24"	Lavender blue	2-4 weeks, July	🦋🦋🦋
Sugar Buzz Bubblegum Blast	☀️ 20-24"	30-36"	Hot pink	2-4 weeks, July	🦋🦋🦋
Sugar Buzz Grape Gumball	☀️ 20-24"	18-24"	Vibrant purple	2-4 weeks, July	🦋🦋🦋
Sugar Buzz Pink Frosting	☀️ 12-16"	18-24"	Pastel pink	2-4 weeks, July	🦋🦋🦋
Sugar Buzz Rockin Raspberry	☀️ 16-20"	12-18"	Deep raspberry purple	2-4 weeks, July	🦋🦋🦋
BELLFLOWER , Birch Hybrid	☀️ 6-8"	8-12"	Pale blue, bell-shaped	4-6 weeks, June	🦋🦋 Trailing. Good for rock wall or steep slope.
Blue Orb	☀️ 8-12"	8-12"	Blue, bell-shaped	4-6 weeks, June	🦋 Excellent border or rock garden plant.
Blue Waterfall	☀️ 6-8"	18-24"	Blue with white, bell-shaped	4-6 weeks, June	Excellent border or rock garden plant.
Peachleaf, Takion Blue	☀️ 16-20"	12-18"	Lavender-blue, bell-shaped	4-6 weeks, June	🦋🦋 Good cut flower.
BETONY , Hummelo	☀️ 16-20"	12-18"	Lavender-rose spikes	4-6 weeks, June	🦋🦋🦋 2019 Perennial Plant of the Year!
BLEEDING HEART , Pink Diamonds	☀️ 12-16"	12-18"	Pink shades; bicolor	8-12 weeks, late May	🦋 Blue-green, fern-like foliage.
BLUE-EYED GRASS , Lucerne	☀️ 8-12"	8-12"	Bright blue, star-shaped	6-8 weeks, May	🦋 Great along walkways and in rock gardens.
BLUE STAR , Storm Cloud	☀️ 24-30"	36-48"	Periwinkle-blue, star-shaped	4-6 weeks, June	Native North American perennial.
CALAMINT , Marvelette Blue	☀️ 8-12"	12-18"	Violet-blue	8-12 weeks, May	🦋🦋🦋 Long blooming with mint scented foliage.
Montrose White	☀️ 12-16"	18-24"	White plumes	8-12 weeks, June	🦋🦋🦋 Shiny green, mint scented foliage.
CANDYTUFT , Alexander's White	☀️ 8-12"	12-18"	White clusters	2-4 weeks, late April, reblooms	🦋🦋 Excellent border or rock garden plant.
Candy Sorbet	☀️ 8-12"	8-12"	Pale purple	2-4 weeks, May	🦋 Excellent border or rock garden plant.

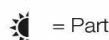
Add late-season color with these daisy-like blooms. For compact plants with more flowers, pinch off 1/2" of the tips when shoots reach 3-4" tall. Continue pinching until July 4th, then let them grow naturally.

Butterflies and Hummingbirds love this fragrant beauty! Once the initial flowering has ended, cut back the entire plant by 2/3. This promotes new growth and you'll be rewarded with more flowers in just a few weeks!

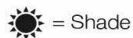
SYMBOL KEY



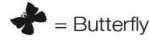
= Sun These plants need at least 8 hours of direct sunlight.



= Partial Shade These plants need a minimum of 4 hours of direct sunlight and a maximum of 8 hours. Avoid hot afternoon sun.



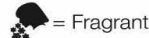
= Shade These plants need less than 4 hours of direct sunlight. Avoid hot afternoon sun.



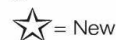
= Butterfly These plants attract butterflies.



= Hummingbird These plants attract hummingbirds.



= Fragrant These plants have a fragrance.



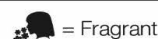
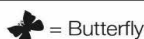
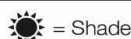
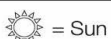
= New This plant is new for 2026!

Perennials Sun A-Z

Plant Name	Height	Spread	Flower Description	Bloom Time	Special Features
CATMINT , Blue Prelude	☀️ 30-36"	18-24"	Periwinkle blue	6-8 weeks, June, reblooms	🌿🌿🌿 Dark green, mint scented foliage.
Cat's Meow	☀️ 16-20"	24-30"	Lavender-blue	4-6 weeks, June, reblooms	🌿🌿🌿 Gray-green, mint scented foliage.
Cat's Pajamas	☀️ 12-16"	18-24"	Indigo blue	4-6 weeks, June, reblooms	🌿🌿🌿 Gray-green, mint scented foliage.
Lemon Purrfection	☀️ 8-12"	12-18"	Lavender-blue	8-12 weeks, June, reblooms	🌿🌿🌿 Golden yellow foliage. Blooms continuously.
Purple Prelude	☀️ 30-36"	30-36"	Deep purple	6-8 weeks, June, reblooms	🌿🌿🌿 Deep green, mint scented foliage.
Pursian Blue	☀️ 12-16"	18-24"	Periwinkle-blue	6-8 weeks, July, reblooms	🌿🌿🌿 Deep green, mint scented foliage.
Tall Tails	★☀️ 24-30"	36-48"	Lavender-blue	6-8 weeks, June, reblooms	🌿🌿🌿 Gray-green, mint scented foliage.
Walker's Low	☀️ 24-30"	18-24"	Soft lavender-blue	4-6 weeks, June, reblooms	🌿🌿🌿🌿 2007 Perennial Plant of the Year!
COLUMBINE , Earlybird Purple Blue	☀️ 8-12"	8-12"	Purple-blue with white center	2-4 weeks, May	🌿🌿 Columbine is an easy to grow perennial, adding beautiful color to the spring garden. Deadheading encourages the plant to produce more blooms!
Earlybird Red Yellow	☀️ 8-12"	8-12"	Red with yellow center	2-4 weeks, May	
Kirigami Deep Blue and White	☀️ 20-24"	12-18"	Blue with white center	2-4 weeks, May	
Kirigami Red and White	☀️ 20-24"	12-18"	Red with white center	2-4 weeks, May	
Kirigami Yellow	☀️ 20-24"	12-18"	Yellow	2-4 weeks, May	
CONEFLOWER , Artisan Red Ombre	☀️ 20-24"	18-24"	Red, softening to red-orange	4-6 weeks, June	🌿🌿 Large, daisy-like flowers provide a long display of color late in summer, continuing into fall. The flower petals reflex downward to show off its stunning cone-like center, which butterflies and hummingbirds love. Once established these beauties are heat and drought tolerant. Instead of deadheading, leave the seed heads standing to provide winter interest and a winter food source for finches and other birds.
Artisan Soft Orange	☀️ 20-24"	18-24"	Deep orange, softens with age	4-6 weeks, June	
Artisan Yellow Ombre	☀️ 20-24"	18-24"	Golden yellow	4-6 weeks, June	
Big Kahuna	☀️ 20-24"	18-24"	Mango with salmon blush	8-12 weeks, July	
Butterfly Kisses	☀️ 20-24"	12-18"	Bright pink, pom-pom	8-12 weeks, July	
Cheyenne Spirit	☀️ 24-30"	18-24"	Red, yellow, orange and white	6-8 weeks, July	
Coral Cranberry	★☀️ 16-20"	18-24"	Bright coral pink, double	6-8 weeks, July	
DbI Scoop Raspberry Deluxe	☀️ 20-24"	18-24"	Dark raspberry-pink, double	4-6 weeks, July	
DbI Scoop Strawberry Deluxe	☀️ 20-24"	18-24"	Deep red, double	6-8 weeks, July	
DbI Scoop Watermelon Deluxe	☀️ 20-24"	18-24"	Hot pink, double	4-6 weeks, July	
Delicious Candy	☀️ 20-24"	12-18"	Fuchsia pink, double	6-8 weeks, July	
Fresco Apricot	☀️ 20-24"	24-30"	Apricot-orange, double	8-12 weeks, July	
Glowing Dream	☀️ 20-24"	18-24"	Watermelon-coral	8-12 weeks, July	
Kismet Intense Orange	☀️ 12-16"	18-24"	Vivid orange shades	8-12 weeks, June	
Kismet Kiwi	★☀️ 12-16"	18-24"	Lime green	8-12 weeks, June	
Kismet Pink Lemonade	★☀️ 12-16"	18-24"	Pink with yellow tips	8-12 weeks, June	
Kismet Raspberry	☀️ 12-16"	18-24"	Deep raspberry	8-12 weeks, June	
Kismet Red	☀️ 12-16"	18-24"	Red	8-12 weeks, June	
Kismet Yellow	☀️ 12-16"	18-24"	Golden yellow	8-12 weeks, June	
One in a Melon	☀️ 20-24"	18-24"	Melon-colored	4-6 weeks, July	
Orange Skipper	☀️ 16-20"	18-24"	Neon tangerine orange	4-6 weeks, late July	
PowWow White	☀️ 20-24"	18-24"	White	4-6 weeks, July	
PowWow Wild Berry	☀️ 20-24"	18-24"	Deep rose-purple to pink	4-6 weeks, July	
Sombrero Adobe Orange	☀️ 20-24"	18-24"	Bright orange	2-4 weeks, late July	
Sombrero Baja Burgundy	☀️ 16-20"	18-24"	Burgundy-red	8-12 weeks, June	
Sombrero Fuchsia Fandango	☀️ 20-24"	18-24"	Fuchsia-pink	6-8 weeks, July	
Sombrero Granada Gold	☀️ 16-20"	18-24"	Golden yellow	8-12 weeks, June	
Sombrero Lemon	☀️ 20-24"	18-24"	Lemon yellow	8-12 weeks, June	
Sombrero Salsa	☀️ 20-24"	18-24"	Red	8-12 weeks, June	
Sombrero Tres Amigos	☀️ 16-20"	18-24"	Peachy-coral	8-12 weeks, June	
SunSeekers Mineola	☀️ 20-24"	18-24"	Citrus orange, semi-double	8-12 weeks, July	
SunSeekers Rainbow	☀️ 20-24"	12-18"	Light yellow ages to rose/coral	8-12 weeks, July	
Sweet Sandia	☀️ 20-24"	12-18"	Deep pink with green edge	6-8 weeks, July	
COREOPSIS , American Dream	☀️ 12-16"	18-24"	Rose-pink	4-6 weeks, June	🌿🌿 The daisy-like flowers of Coreopsis attract lots of butterflies to the garden and make an excellent cut flower. Deadhead as needed to keep them blooming for weeks or cut back the entire plant by 2/3 for a second bloom.
Double the Sun	☀️ 12-16"	12-18"	Golden yellow, semi-double	8-12 weeks, June	
Fall Sensation Vermillion	☀️ 12-16"	18-24"	Bright red with yellow center	4-6 weeks, June	
Nova Sunstone	☀️ 12-16"	18-24"	Rusty peach to pink	8-12 weeks, June	
Solanna Golden Sphere	☀️ 12-16"	12-18"	Golden yellow, double	8-12 weeks, June	
Sun Kiss	☀️ 12-16"	12-18"	Golden yellow with red center	6-8 weeks, late June	
Uptick Gold Bronze	☀️ 12-16"	12-18"	Gold with bronze eye	8-12 weeks, June	
Uptick Yellow Red	☀️ 12-16"	12-18"	Yellow with red eye	8-12 weeks, June	
Zagreb	☀️ 12-16"	12-18"	Golden yellow	6-8 weeks, June	
CROCOSMIA , Carmine Brilliant	★☀️ 20-24"	12-18"	Scarlet-orange w/ yellow throat	4-6 weeks, July	🌿 Broad, sword like foliage. Mulch in winter.
George Davidson	☀️ 20-24"	18-24"	Yellow tinged orange	4-6 weeks, July	🌿 Broad, sword like foliage. Mulch in winter.
Lucifer	☀️ 30-36"	24-30"	Flame-red, trumpet-shaped	2-4 weeks, late July	🌿 Broad, sword like foliage. Mulch in winter.
CUPID'S DART	☀️ 16-20"	12-18"	Vibrant blue, daisy-like	4-6 weeks, June	🌿 Good cut flower. Drought tolerant once established.
DAISY , Montauk	☀️ 20-24"	18-24"	White with yellow center	4-6 weeks, October	🌿 Excellent late season color.
Shasta, Banana Cream	☀️ 16-20"	18-24"	Lemon yellow	2-4 weeks, late June	🌿 Deadhead to produce more blooms.
Becky	☀️ 30-36"	18-24"	Large, white with yellow center	2-4 weeks, late June	🌿🌿 2003 Perennial Plant of the Year!
Cream Puff	☀️ 12-16"	24-30"	Large, cream with yellow center	6-8 weeks, June	🌿 Deadhead to produce more blooms.
Madonna	☀️ 8-12"	8-12"	White with yellow center	4-6 weeks, late June	🌿 Compact, dwarf habit.
Snowcap	☀️ 12-16"	18-24"	White with yellow center	2-4 weeks, late June	🌿 Forms very compact mounds of flowers.
Sweet Daisy Rebecca	☀️ 8-12"	8-12"	White fringed, double	4-6 weeks, late June	🌿 Compact, dwarf habit.

Perennials Sun A-Z

Plant Name		Height	Spread	Flower Description	Bloom Time		Special Features
DELPHINIUM, Aurora Blue	☀	36-42"	18-24"	Blue spikes with white center	4-6 weeks, June, reblooms	🦋🐦	Nothing compares to the tall spikes of Delphinium flowers in the garden! They are an excellent choice for the center of island beds or the back of a border. Their flowers also make a bold statement in cut flower arrangements!
Aurora Deep Purple	☀	36-42"	18-24"	Dark purple spikes w/ white center	4-6 weeks, June, reblooms	🦋🐦	
Aurora Lavender	☀	36-42"	18-24"	Lavender spikes with white center	4-6 weeks, June, reblooms	🦋🐦	
Aurora Light Blue	☀	36-42"	18-24"	Light blue spikes w/ white center	4-6 weeks, June, reblooms	🦋🐦	
Delgenius Blue Fabulosa	★☀	20-24"	18-24"	Dark blue spikes with white eye	4-6 weeks, June, reblooms	🦋🐦	
Delgenius Breezin	★☀	20-24"	18-24"	Purple and white; semi-double	4-6 weeks, June, reblooms	🦋🐦	
Delgenius Chantay	★☀	20-24"	18-24"	Vivid pink with white eye	4-6 weeks, June, reblooms	🦋🐦	
Delgenius Shelby	★☀	20-24"	18-24"	Lilac purple edged with bright blue	4-6 weeks, June, reblooms	🦋🐦	
Summer Blues	☀	8-12"	12-18"	Sky blue	6-8 weeks, June	🐦	
Summer Nights	☀	8-12"	12-18"	Violet-blue	6-8 weeks, June	🐦	
DIANTHUS, Cute as a Button	☀	6-8"	8-12"	Bright pink with deep red eye	4-6 weeks, June	🦋🐦	The short height and compact habit of Dianthus make it the perfect choice for rock gardens and borders! Many long blooming varieties add color to the garden for more than 6 weeks in summer and even longer if deadheaded. Its beautiful gray-green or blue-green, evergreen foliage provides color all season long! This low maintenance plant is drought tolerant once established and is a favorite for sunny areas.
Double Bubble	☀	6-8"	6-8"	Medium pink, double	4-6 weeks, May	🦋🐦	
Early Bird Chili	☀	6-8"	8-12"	Dark coral, double	8-12 weeks, May	🦋🐦	
Early Bird Fizzy	☀	6-8"	8-12"	Lavender with maroon eye, double	8-12 weeks, May	🦋🐦	
Early Bird Frosty	☀	6-8"	8-12"	Creamy white with ruffled edge	8-12 weeks, May	🦋🐦	
Early Bird Radiance	☀	6-8"	12-18"	Red, double	8-12 weeks, May	🦋🐦	
Electric Red	☀	8-12"	12-18"	Red fringed, double	2-4 weeks, June	🦋🐦	
Fruit Punch Black Cherry Frost	☀	8-12"	12-18"	Red with white edge, semi-double	8-12 weeks, June	🦋🐦	
Fruit Punch Cherry Vanilla	☀	8-12"	12-18"	Red with pink edge, double	6-8 weeks, June	🦋🐦	
Fruit Punch Classic Coral	☀	8-12"	12-18"	Coral-pink, double	6-8 weeks, June	🦋🐦	
Fruit Punch Cranberry Cocktail	☀	8-12"	12-18"	Magenta pink, double	8-12 weeks, June	🦋🐦	
Fruit Punch Maraschino	☀	8-12"	12-18"	Red, semi-double	8-12 weeks, June	🦋🐦	
Fruit Punch Raspberry Ruffles	☀	8-12"	12-18"	Pink with white edge, double	6-8 weeks, June	🦋🐦	
Goody Gumdrops	☀	8-12"	12-18"	Fuchsia-pink with red eye	6-8 weeks, June	🦋🐦	
Paint the Town Fancy	☀	6-8"	12-18"	Rosy fuchsia with red eye	6-8 weeks, June	🦋🐦	
Paint the Town Fuchsia	☀	6-8"	12-18"	Pink with lavender center	6-8 weeks, June	🦋🐦	
Paint the Town Magenta	☀	6-8"	12-18"	Vibrant magenta pink	6-8 weeks, June	🦋🐦	
Paint the Town Red	☀	6-8"	12-18"	Magenta-red	6-8 weeks, June	🦋🐦	
Red Rouge	☀	8-12"	12-18"	Burgundy red with pink flecking	4-6 weeks, June, reblooms	🦋🐦	
Rockin Pink Magic	☀	20-24"	8-12"	Opens white, matures to pink/rose	6-8 weeks, May	🦋🐦	
Rockin Purple	☀	20-24"	8-12"	Violet-purple	4-6 weeks, May	🦋🐦	
Rockin Red	☀	20-24"	8-12"	Scarlet-red	6-8 weeks, May	🦋🐦	
Scent First Lemon Sparkler	★☀	8-12"	12-18"	Yellow with pink flecks, double	6-8 weeks, May	🦋🐦	
Scent First Orange Sparkler	★☀	8-12"	12-18"	Peach with pink flecks, double	6-8 weeks, May	🦋🐦	
Sunflor Luigi	☀	6-8"	8-12"	Peachy-apricot, double	8-12 weeks, May	🦋🐦	
Sweet William	☀	16-20"	8-12"	Mixed colors, single or double	6-8 weeks, late May	🦋🐦	Biennial. Great for rock gardens.
Telstar Picotee	☀	8-12"	12-18"	Red with white edges	4-6 weeks, June	🦋🐦	Deadhead to produce more blooms.
Telstar Pink	☀	8-12"	12-18"	Pink with white flecking	4-6 weeks, June	🦋🐦	Deadhead to produce more blooms.
Telstar Purple	☀	8-12"	12-18"	Purple	4-6 weeks, June	🦋🐦	Deadhead to produce more blooms.
Telstar Scarlet	☀	8-12"	12-18"	Scarlet	4-6 weeks, June	🦋🐦	Deadhead to produce more blooms.
EVENING PRIMROSE, Missouri	☀	12-16"	18-24"	Bright yellow	4-6 weeks, June	🦋🐦	Trailing habit.
Siskiyou	☀	12-16"	18-24"	Bright pink	4-6 weeks, June	🦋🐦	Trailing habit.
FOXGLOVE, Camelot Lavender	☀	36-42"	18-24"	Lavender with purple spots	2-4 weeks, late June	🐦	Flowers reliably every year!
Camelot Rose	☀	36-42"	18-24"	Rose with purple spots	2-4 weeks, late June	🐦	Flowers reliably every year!
Dalmatian Rose	☀	20-24"	18-24"	Pink-rose with purple spots	2-4 weeks, late June	🐦	Flowers reliably every year!
Pink Perennial	☀	30-36"	18-24"	Strawberry pink with red markings	2-4 weeks, June	🐦	Good cut flower. Deadhead for more blooms.
GAILLARDIA, Arizona Sun	☀	8-12"	12-18"	Red and yellow	6-8 weeks, June	🦋	Also known as Blanket Flower, this summer favorite is covered with bold, daisy-like flowers. Deadhead after flowering to produce more blooms.
Spintop Copper Sun	☀	8-12"	12-18"	Burnt-copper with gold tips	6-8 weeks, June	🦋	
Spintop Orange Halo Imp	☀	12-16"	12-18"	Orange with gold tips	6-8 weeks, June	🦋	
Spintop Red	☀	8-12"	12-18"	Shades of red	6-8 weeks, June	🦋	
GAURA, Siskiyou Pink	☀	30-36"	24-30"	Deep rose pink	6-8 weeks, June	🦋	Cut back by 2/3 for second bloom.
Steffi Dark Rose	☀	20-24"	18-24"	Dark rose-pink	6-8 weeks, June	🦋	Cut back by 2/3 for second bloom.
GERANIUM, Azure Rush	☀	16-20"	24-30"	Light blue	8-12 weeks, June	🦋	Cut back by 2/3 for second bloom.
Boom Chocolatta	☀	20-24"	24-30"	Blue-purple	6-8 weeks, June	🦋	Dark bronze foliage. Long bloomer!
Pink Diadem	☀	6-8"	12-18"	Bright pink with white eye	6-8 weeks, June	🦋	Excellent border or rock garden plant.
Rozanne	☀	20-24"	24-30"	Violet-blue	8-12 weeks, June	🦋	2008 Perennial Plant of the Year!
GEUM, Blazing Sunset	☀	20-24"	12-18"	Scarlet-red, double	6-8 weeks, June	🦋	Fuzzy green, fan-shaped foliage.
Prairie Smoke	☀	12-16"	12-18"	Pink, nodding	2-4 week, late May	🦋	Seed heads resemble plumes of smoke.
Tempo Rose	☀	8-12"	12-18"	Rosy-pink, semi-double	6-8 weeks, May	🦋	Lobed, serrated green foliage.
GOLDENROD, Fireworks	☀	36-42"	30-36"	Yellow, arching spikes	4-6 weeks, late August	🦋	Excellent for both cutting and drying.
Little Lemon	☀	12-16"	18-24"	Yellow, upright spikes	4-6 weeks, late August	🦋	Heat, wind and drought tolerant.
HELEN'S FLOWER, Siesta	★☀	20-24"	18-24"	Red w/ burgundy centers, daisy-like	6-8 weeks, July	🦋	Excellent resistance to powdery mildew.



Perennials Sun A-Z

Plant Name		Height	Spread	Flower Description	Bloom Time	Special Features
HIBISCUS , Blackberry Merlot	☀️	42-48"	36-48"	Deep red, 8-9" across	6-8 weeks, July	✂️🌱
Coconut Cream	★	36-42"	36-48"	Cream w/ red center, 8-9" across	6-8 weeks, July	✂️🌱
Dark Mystery	☀️	4-5'	4-5'	White with red veining, pink veining	6-8 weeks, late July	✂️🌱
Glitter Bomb	★	4-5'	5-6'	Pink with red veining and center	6-8 weeks, July	✂️🌱
Inner Glow	☀️	42-48"	36-48"	Rose pink, 7-8" across	6-8 weeks, July	✂️🌱
Luna Pink Swirl	☀️	30-36"	30-36"	White w/ pink edge and red eye	6-8 weeks, late July	✂️🌱
Luna Red	☀️	30-36"	30-36"	Deep burgundy red, 8" across	6-8 weeks, late July	✂️🌱
Luna Rose	☀️	30-36"	30-36"	Pink with red eye, 6-8" across	6-8 weeks, late July	✂️🌱
Midnight Marvel	☀️	4-5'	36-48"	Deep scarlet red, 8-9" across	6-8 weeks, late July	✂️🌱
Summerific All Eyes on Me	☀️	42-48"	36-48"	Blush-pink w/ red center, 8" across	6-8 weeks, late July	✂️🌱
Summerific Berry Awesome	☀️	42-48"	4-5'	Lavender-pink with red eye	6-8 weeks, July	✂️🌱
Summerific Candy Crush	☀️	4-5'	4-5'	Bubblegum pink with dark eye	6-8 weeks, late July	✂️🌱
Summerific Cherry Choco Latte	☀️	42-48"	36-48"	White with deep pink veins	6-8 weeks, July	✂️🌱
Summerific Cookies and Cream	☀️	30-36"	36-48"	Bright white, 6-7" across	6-8 weeks, late June	✂️🌱
Summerific Edge of Night	☀️	36-42"	36-48"	Bubblegum pink with dark veining	6-8 weeks, late July	✂️🌱
Summerific Garnet Globes	☀️	36-42"	30-36"	Dark garnet red with dark eye	6-8 weeks, late July	✂️🌱
Summerific Lilac Crush	☀️	4-5'	36-48"	Lilac with red eye, 7-8" across	6-8 weeks, July	✂️🌱
Summerific Perfect Storm	☀️	30-36"	4-5'	White with red eye and veins	6-8 weeks, July	✂️🌱
Summerific Valentine's Crush	☀️	4-5'	30-36"	Cherry red, 7-8" across	6-8 weeks, July	✂️🌱
Watermelon Ruffles	☀️	4-5'	4-5'	Magenta pink, ruffled, 7" across	6-8 weeks, late July	✂️🌱
HOLLYHOCK , Blacknight	☀️	5-6'	18-24"	Deep black-purple, single	4-6 weeks, July	✂️🌱 Gives great height in the garden.
Mars Magic	☀️	5-6'	18-24"	Red, single	4-6 weeks, July	✂️🌱 Gives great height in the garden.
Radiant Rose	☀️	5-6'	18-24"	Rose-pink, single	4-6 weeks, late June	✂️🌱 Gives great height in the garden.
Sunshine	☀️	5-6'	18-24"	Yellow, single	4-6 weeks, July	✂️🌱 Gives great height in the garden.
Zebrina	☀️	42-48"	18-24"	Purple and cream bi-color	4-6 weeks, July	✂️🌱 Gives great height in the garden.
IRIS, German Bearded , Blue Trill	★	30-36"	12-18"	Medium blue with pale blue falls	2-4 weeks, May, reblooms	✂️🌱🌱
Clarence	☀️	30-36"	12-18"	White with light blue falls	2-4 weeks, May, reblooms	✂️🌱🌱
Cubs Win It	★	30-36"	18-24"	Light blue with deep blue falls	2-4 weeks, May	✂️🌱
Earl of Essex	☀️	30-36"	12-18"	White and violet with violet edge	2-4 weeks, May, reblooms	✂️🌱
Easter Candy	☀️	30-36"	12-18"	Yellow with blue-violet falls	4-6 weeks, May	✂️🌱
Final Episode	★	30-36"	12-18"	Yellow with violet-purple falls	2-4 weeks, May, reblooms	✂️🌱
Here Comes the Sun	★	30-36"	12-18"	Yellow with orange beards	2-4 weeks, June	✂️🌱
Idol	★	30-36"	12-18"	Apricot with purple falls	2-4 weeks, June, reblooms	✂️🌱
Immortality	☀️	24-30"	12-18"	White with pale yellow beard	2-4 weeks, late May, reblooms	✂️🌱🌱
Many Mahalos	★	20-24"	12-18"	Orange with deep orange beard	2-4 weeks, June, reblooms	✂️🌱
Ozark Rebounder	★	30-36"	12-18"	Deep royal purple with deeper falls	2-4 weeks, May, reblooms	✂️🌱
Peggy Sue	★	30-36"	12-18"	Light pink with red beard	2-4 weeks, May, reblooms	✂️🌱🌱
Rhizome Cowboy	★	30-36"	12-18"	Yellow with white and purple falls	2-4 weeks, May, reblooms	✂️🌱🌱
Swept Off My Feet	☀️	30-36"	12-18"	Purple with white falls	2-4 weeks, May, reblooms	✂️🌱
Tennison Ridge	☀️	36-42"	12-18"	Plum-burgundy with white falls	2-4 weeks, May, reblooms	✂️🌱🌱
Tillamook Bay	★	30-36"	12-18"	White with deep blue falls	2-4 weeks, May, reblooms	✂️🌱🌱
Titan's Glory	★	30-36"	12-18"	Dark violet with violet beard	2-4 weeks, May	✂️🌱
Valentino	★	30-36"	12-18"	Bronze-red with burgundy falls	2-4 weeks, May	✂️🌱
Japanese , Variegated	☀️	30-36"	18-24"	Purple	2-4 weeks, June	✂️🌱 Green and creamy white foliage.
Siberian , Caesar's Brother	☀️	36-42"	18-24"	Deep bluish-purple	2-4 weeks, June	🌱 Vivid flower color. Good cut flower.
JOE PYE , Chocolate	☀️	36-42"	24-30"	White	2-4 weeks, late August	✂️ Dark chocolate-burgundy foliage.
Jojo	☀️	3-4'	4-5'	Vibrant pink, double	4-6 weeks, July	✂️ Compact habit. Great for pollinators!
Rosie Josie	☀️	4-5'	4-5'	Rosy pinkish-purple	4-6 weeks, July	✂️ Clumping habit. Great for pollinators!
JUPITER'S BEARD	☀️	30-36"	30-36"	Pale red to deep crimson	4-6 weeks, late June	✂️🌱🌱 Deadhead to produce more blooms.
LADY'S MANTLE , Thriller	☀️	16-20"	24-30"	Yellow	2-4 weeks, June	Ruffled, serrated foliage.
LAMB'S EAR , Big Ears	☀️	8-12"	12-18"	Non-flowering form	-	Large, fuzzy silver foliage. Kids love it!
LAVENDER , Ellagance Snow	☀️	12-16"	12-18"	White	6-8 weeks, June	✂️🌱 Gray-green foliage, very fragrant.
Hidcote Blue	☀️	12-16"	18-24"	Deep purple	6-8 weeks, June	✂️🌱🌱 Gray-green foliage, very fragrant.
Munstead	☀️	16-20"	18-24"	Lavender	6-8 weeks, June	✂️🌱🌱 Gray-green foliage, very fragrant.
Phenomenal	☀️	24-30"	24-30"	Purple	6-8 weeks, June	✂️🌱🌱 Gray-green foliage, very fragrant.
Sensational	☀️	20-24"	18-24"	Royal purple	6-8 weeks, June	✂️🌱 Silver-green foliage, very fragrant.
Super Blue	☀️	12-16"	18-24"	Blue	6-8 weeks, June	✂️🌱🌱 Gray-green foliage, very fragrant.
Sweet Romance	☀️	12-16"	12-18"	Blue-purple	6-8 weeks, June	✂️🌱🌱 Gray-green foliage, very fragrant.
LIATRIS , Kobold Original	☀️	24-30"	18-24"	Purple-rose spikes	4-6 weeks, July	✂️🌱 Cut back by 2/3 for second bloom.
LUPINE , Gallery Blue	☀️	30-36"	18-24"	Blue spikes	2-4 weeks, June	✂️🌱 Deadhead to produce more blooms.
Gallery Pink	☀️	30-36"	18-24"	Pink spikes	2-4 weeks, June	✂️🌱 Deadhead to produce more blooms.
Gallery Red	☀️	30-36"	18-24"	Red spikes	2-4 weeks, June	✂️🌱 Deadhead to produce more blooms.
West Country Series	☀️	30-36"	18-24"	Bi-color spikes	4-6 weeks, June	✂️🌱 Deadhead to produce more blooms.

Huge, dinner-plate size flowers! Remember: In Spring, cut back any remaining stems before new growth appears. Hibiscus don't start growing until late May or beginning of June. They require a little bit of patience, but will not disappoint you in late summer when their glorious blooms take your breath away!

Use these gorgeous flowers in spring cut flower arrangements! Not only the flowers, but also the blue-green sword shaped foliage, is eye-catching in the garden. When planting the rhizomes, remember to plant them just deep enough that the tops are exposed to the sun.

Perennials Sun A-Z

Plant Name	Height	Spread	Flower Description	Bloom Time	Special Features
LYCHNIS , Gardener's World	☀️ 24-30"	18-24"	Magenta-red, double	4-6 weeks, July	➤ Silver foliage contrasts well with red flowers.
MILKWEED , Butterfly Flower	☀️ 24-30"	12-18"	Brilliant orange	2-4 weeks, July	🌸➤ 2017 Perennial Plant of the Year!
Swamp Cinderella	☀️ 42-48"	18-24"	Rose-pink clusters	8-12 weeks, June	🌸➤➤ Butterflies love the vanilla fragrance.
OREGANO , Ornamental, Kent Beauty	☀️ 4-6"	12-18"	Dusty rose to mauve	4-6 weeks, July	🌿 Blue-green foliage; resembles Eucalyptus.
PENSTEMON , Blackbeard	☀️ 30-36"	18-24"	Lilac-purple, tubular	2-4 weeks, June	🌸➤ Dark eggplant purple foliage.
Dark Amethyst	★☀️ 20-24"	18-24"	Dark grape-blue, tubular	4-6 weeks, June	➤ Deadhead to produce more blooms.
Mission Bells Deep Rose	☀️ 20-24"	18-24"	Hot pink, tubular	4-6 weeks, June	🌸➤ Deadhead to produce more blooms.
Onyx and Pearls	☀️ 36-42"	30-36"	Soft lavender, tubular	2-4 weeks, June	🌸➤ Deep burgundy foliage.
Rock Candy Blue	☀️ 8-12"	12-18"	Dark blue, tubular	4-6 weeks, June	🌸➤ Compact, clumping habit.
Summit Sweets Purple	★☀️ 30-36"	24-30"	Purple, tubular	4-6 weeks, June	🌸➤ Deadhead to produce more blooms.
Summit Sweets Ruby	★☀️ 30-36"	24-30"	Ruby red, tubular	4-6 weeks, June	🌸➤ Deadhead to produce more blooms.
PEONY , Bowl of Beauty	☀️ 30-36"	30-36"	Pink with pale yellow center	2-4 weeks, late May	🌸➤
Celebrity	★☀️ 36-42"	30-36"	Large, fuchsia; double	2-4 weeks, mid May	🌸
Coral Charm	☀️ 30-36"	30-36"	Coral-peach; semi-double	2-4 weeks, May	🌸
Do Tell	★☀️ 30-36"	30-36"	Pale pink; semi-double	2-4 weeks, May	
Dr. Alexander Fleming	☀️ 30-36"	30-36"	Deep rose-pink; double	2-4 weeks, June	🌸
Duchesse de Nemours	☀️ 30-36"	30-36"	Large white; double	2-4 weeks, late May	🌸
Felix Crousse	☀️ 30-36"	30-36"	Ruby red; double	2-4 weeks, late May	🌸
Frances Willard	☀️ 30-36"	30-36"	Large, white; double	2-4 weeks, late May	🌸
Joker	★☀️ 30-36"	30-36"	Large, deep pink; double	2-4 weeks, May	🌸
Kansas	☀️ 30-36"	30-36"	Large watermelon-red; double	2-4 weeks, late May	🌸
Karl Rosenfield	☀️ 30-36"	30-36"	Velvety purple-red; double	2-4 weeks, late May	🌸
Nice Gal	★☀️ 30-36"	30-36"	Lavender-pink; semi-double	2-4 weeks, mid May	🌸➤
Pink Hawaiian Coral	★☀️ 30-36"	30-36"	Rose coral; semi-double	2-4 weeks, late May	🌸➤
Raspberry Sundae	☀️ 30-36"	30-36"	Pink topped with white; semi-double	2-4 weeks, late May	🌸➤
Sarah Bernhardt	☀️ 30-36"	30-36"	Appleblossom pink; double	2-4 weeks, June	🌸
Shirley Temple	☀️ 30-36"	30-36"	Light pink matures to white; double	2-4 weeks, May	🌸
Itoh , Cora Louise	☀️ 30-36"	30-36"	White with lavender center; semi-double	2-4 weeks, June	🌸➤➤
First Arrival	☀️ 30-36"	30-36"	Pink-lavender; semi-double	2-4 weeks, June	🌸➤
Prairie Charm	☀️ 30-36"	30-36"	Yellow with red flares; semi-double	2-4 weeks, late May	🌸➤
Scarlet Heaven	☀️ 30-36"	30-36"	Red w/ yellow center; semi-double	2-4 weeks, June	🌸➤
Scrumdidleyumptious	★☀️ 30-36"	30-36"	Yellow-pink; semi-double to double	2-4 weeks, late May	🌸➤
PHLOX , Garden, Bambini Cherry Crush	☀️ 12-16"	12-18"	Carmine-red clusters	2-4 weeks, July	🌸➤ Very compact habit.
Bubblegum Pink	☀️ 16-20"	18-24"	Bubblegum pink with dark eye	4-6 weeks, July	🌸➤➤ Extremely resistant to powdery mildew.
Cloudburst	☀️ 24-30"	36-48"	Lavender-purple	4-6 weeks, July	🌸➤➤ Mounding, billowy habit.
Coral Crème Drop	☀️ 16-20"	18-24"	Coral with rosy eye	4-6 weeks, July	🌸➤➤ Extremely resistant to powdery mildew.
Cotton Candy	☀️ 16-20"	18-24"	Lavender pink with dark pink eye	4-6 weeks, July	🌸➤➤ Extremely resistant to powdery mildew.
Fancy Girl	☀️ 24-30"	18-24"	Soft pink	4-6 weeks, July	🌸➤➤ Extremely resistant to powdery mildew.
Grape Lollipop	☀️ 16-20"	18-24"	Purple with white eye	4-6 weeks, July	🌸➤➤ Extremely resistant to powdery mildew.
Pink Lightning	☀️ 30-36"	24-30"	Bright pink with white startburst	4-6 weeks, July	🌸➤➤ Deadhead to produce more blooms.
Sunset Coral	☀️ 30-36"	30-36"	Coral pink with orange tinge	4-6 weeks, July	🌸➤➤ Deadhead to produce more blooms.
Ultraviolet	☀️ 30-36"	30-36"	Dark magenta violet	4-6 weeks, July	🌸➤➤ Extremely resistant to powdery mildew.
PINCUSHION , Butterfly Blue	☀️ 16-20"	12-18"	Lavender-blue	8-12 weeks, late June	🌸➤ Deadhead to produce more blooms.
Pink Mist	☀️ 16-20"	12-18"	Pink	8-12 weeks, late June	🌸➤ Deadhead to produce more blooms.
POKER PLANT , Flamenco	☀️ 30-36"	18-24"	Yellow-orange and fiery red	-6 weeks, July, rebloom	➤ Good cut flower. Deadhead for more blooms.
Hot and Cold	★☀️ 30-36"	24-30"	Tangerine orange and white	-6 weeks, June, rebloom	➤ Good cut flower. Deadhead for more blooms.
POPPY , Iceland, Garden Gnome	☀️ 12-16"	12-18"	Orange, yellow, white, or salmon	6-8 weeks, May	🌸 Striking flower color. Long blooming.
Oriental , Beauty of Livermore	☀️ 30-36"	12-18"	Deep red w/ purple-black center	1-2 weeks, May	Poppies make an excellent cut flower. Oriental Poppies, by nature, go dormant in the hot, humid summers. The foliage will turn brown and die back; so it is beneficial to have other plants nearby. But, in the fall, you will see new, lush foliage growth!
Crimson Red	☀️ 24-30"	18-24"	Vivid red with black center	1-2 weeks, May	
Fruit Punch	★☀️ 24-30"	12-18"	Mix of hot pink, orange, plum, red	1-2 weeks, May	
Orange Scarlet	☀️ 30-36"	12-18"	Orange-scarlet with black center	1-2 weeks, May	
Prince of Orange	☀️ 30-36"	12-18"	Orange-scarlet with black center	1-2 weeks, May	
Royal Wedding	☀️ 30-36"	12-18"	White with purple-black center	1-2 weeks, May	
RHUBARB , Victoria	☀️ 24-30"	36-48"	-	-	Huge, thick, green-pink stalks. Sweet and tender.
RUDBECKIA , American Gold Rush	☀️ 20-24"	30-36"	Golden yellow with black eye	8-12 weeks, late July	🌸 Excellent source of late season color.
Autumn Sun	☀️ 5-6'	30-36"	Bright yellow with green cone	8-12 weeks, late July	🌸 Gives great height in the garden.
Denver Daisy	☀️ 16-20"	12-18"	Large yellow with dark red eye	8-12 weeks, late July	🌸 Excellent source of late season color.
Goldblitz	☀️ 24-30"	12-18"	Golden yellow with black eye	8-12 weeks, late July	🌸➤ Excellent source of late season color.
Goldsturm	☀️ 24-30"	18-24"	Golden yellow with black eye	8-12 weeks, late July	🌸➤ 1999 Perennial Plant of the Year!
Little Goldstar	☀️ 16-20"	12-18"	Golden yellow with black eye	8-12 weeks, late July	🌸 Compact variety.
Suntacular	★☀️ 24-30"	30-36"	Golden yellow and orange	6-8 weeks, late July	🌸➤ Deadhead to produce more blooms.
RUSSIAN SAGE	☀️ 36-42"	18-24"	Lavender spikes	8-12 weeks, July	🌸➤ Gray-green, finely textured, fragrant foliage.
Blue Jean Baby	☀️ 30-36"	30-36"	Lavender-blue spikes	8-12 weeks, July	🌸➤ Gray, deeply cut, fragrant foliage.
Denim N Lace	☀️ 30-36"	30-36"	Sky blue spikes	8-12 weeks, July	🌸➤➤ Gray, deeply cut, fragrant foliage.

Perennials Sun A-Z

Plant Name	Height	Spread	Flower Description	Bloom Time	Special Features
SALVIA , Bumbleberry	☀ 8-12"	☀ 12-18"	Dark pink spikes	4-6 weeks, June	Flower spikes stand up nicely above the fragrant green foliage. To promote new growth and additional flowering, cut back the entire plant by 2/3 once the initial display of flowering has ended.
Bumbleblue	☀ 12-16"	☀ 12-18"	Violet-blue spikes	4-6 weeks, June	
Bumblesnow	☀ 8-12"	☀ 12-18"	Pure white spikes	4-6 weeks, June	
Caradonna	☀ 20-24"	☀ 18-24"	Violet spikes with purple stems	4-6 weeks, June	
Color Spires Azure Snow	☀ 16-20"	☀ 18-24"	Blue and white bicolor spikes	4-6 weeks, June	
Color Spires Back to the Fuchsia	☀ 20-24"	☀ 18-24"	Lavender-pink spikes	4-6 weeks, June	
Color Spires Crystal Blue	☀ 16-20"	☀ 18-24"	Sky blue spikes	4-6 weeks, June	
Color Spires Violet Riot	☀ 16-20"	☀ 18-24"	Violet-blue spikes	4-6 weeks, June	
Living Large Big Sky	★ ☀ 24-30"	☀ 24-30"	Violet-blue spikes	4-6 weeks, June	
SEA HOLLY , Big Blue	☀ 30-36"	☀ 18-24"	Pewter-blue, thistle-like	4-6 weeks, June	♣ Glossy green, spiky foliage.
Blue Glitter	☀ 24-30"	☀ 12-18"	Steel-blue, thistle-like	4-6 weeks, June	♣ Good cut flower. Heat and drought tolerant.
SEDUM , Autumn Fire	☀ 12-16"	☀ 18-24"	Bronze-pink clusters	4-6 weeks, August	♣ Improved variety of Autumn Joy.
Autumn Joy	☀ 12-16"	☀ 18-24"	Bronze-pink clusters	4-6 weeks, August	♣ Great late season color!
Frosted Fire	☀ 12-16"	☀ 12-18"	Rose clusters	2-4 weeks, August	♣ Succulent green foliage with cream margins.
Neon	☀ 12-16"	☀ 18-24"	Deep rose-pink clusters	4-6 weeks, August	♣ Succulent blue-green foliage.
Night Embers	☀ 24-30"	☀ 24-30"	Pink clusters	2-4 weeks, August	♣ Succulent purple to near-black foliage.
Rock 'N Grow Back in Black	☀ 20-24"	☀ 24-30"	Red clusters	2-4 weeks, August	♣ Succulent near-black foliage all summer.
Rock 'N Grow Pure Joy	☀ 8-12"	☀ 18-24"	Pink clusters	4-6 weeks, August	♣ Succulent light green foliage.
SNOW IN SUMMER	☀ 8-12"	☀ 12-18"	White clusters	2-4 weeks, June	Woolly foliage. Good border or rock garden plant!
SPURGE , Cushion, Ascot Rainbow	☀ 16-20"	☀ 12-18"	Variegated cream, lime and green	2-4 weeks, May	Green with yellow edge, ends tinted pink when cool.
Cushion, Bonfire	☀ 12-16"	☀ 12-18"	Yellow	2-4 weeks, May	Foliage emerges green then turns red.
STOKES' ASTER , Honeysong Purple	☀ 8-12"	☀ 12-18"	Purple	4-6 weeks, July	♣ Deadhead to produce more blooms.
Peachie's Pick	☀ 16-20"	☀ 12-18"	Blue	4-6 weeks, July	♣ Deadhead to produce more blooms.
Riptide	☀ 20-24"	☀ 30-36"	Periwinkle blue	4-6 weeks, July	♣ Deadhead to produce more blooms.
SUNFLOWER , Forged in Fire	★ ☀ 30-36"	☀ 30-36"	Golden-yellow with orange center	4-6 weeks, July	♣ Dark green foliage with burgundy stems.
Summer Eclipse	☀ 24-30"	☀ 24-30"	Orange and yellow bi-color	6-8 weeks, July	♣ Dark burgundy-green foliage.
Touch of Blush	☀ 16-20"	☀ 18-24"	Golden yellow, daisy-like	4-6 weeks, July	♣ Cream and green variegated foliage.
Tuscan Sun	☀ 24-30"	☀ 18-24"	Golden yellow, daisy-like	4-6 weeks, July	♣ Very heat tolerant.
VERONICA , Blue Skywalker	☀ 24-30"	☀ 18-24"	Blue spikes	4-6 weeks, July	♣ Cut back by 2/3 for second bloom.
Giles Van Hees	☀ 6-8"	☀ 12-18"	Bright pink spikes	4-6 weeks, June	♣ Cut back by 2/3 for second bloom.
Jedi Gem	★ ☀ 24-30"	☀ 18-24"	Pink spikes	4-6 weeks, July	♣ Cut back by 2/3 for second bloom.
Lavender Lightsaber	☀ 24-30"	☀ 18-24"	Soft lavender spikes	4-6 weeks, June	♣ Cut back by 2/3 for second bloom.
Red Fox	☀ 12-16"	☀ 12-18"	Red spikes	4-6 weeks, June	♣ Cut back by 2/3 for second bloom.
Royal Candles	☀ 16-20"	☀ 12-18"	Violet blue spikes	4-6 weeks, June	♣ Cut back by 2/3 for second bloom.
Very Van Gogh	☀ 16-20"	☀ 8-12"	Rosy-purple spikes	2-4 weeks, June	♣ Cut back by 2/3 for second bloom.
YARROW , Firefly Fuschia	☀ 20-24"	☀ 24-30"	Deep fuchsia pink	4-6 weeks, late June	♣ Finely textured foliage. Easy to grow!
Firefly Red Pop	☀ 24-30"	☀ 24-30"	Cherry-red with yellow center	6-8 weeks, late June	♣ Finely textured foliage. Easy to grow!
Peter Cottontail	☀ 20-24"	☀ 24-30"	Ivory white	4-6 weeks, June	♣ Finely cut foliage. Good cut flower.
Sassy Summer Lemon	☀ 24-30"	☀ 30-36"	Bright yellow	2-4 weeks, June	♣ Finely textured foliage. Easy to grow!
Sassy Summer Sangria	☀ 24-30"	☀ 30-36"	Dark red with white eyes	2-4 weeks, June	♣ Finely textured foliage. Easy to grow!
Sassy Summer Taffy	☀ 24-30"	☀ 30-36"	Dark salmon pink	2-4 weeks, June	♣ Finely textured foliage. Easy to grow!
YUCCA , Color Guard	☀ 20-24"	☀ 24-30"	White bell shaped, 3-4' stalks	2-4 weeks, July	♣ Green foliage w/ creamy yellow center. Evergreen.

Perennials Tolerant of Dry Soil Conditions

Agastache ☀	Candytuft ☀	Evening Primrose ☀	Lamb's Ear ☀	Penstemon ☀	Sedum ☀
Armeria ☀	Coneflower ☀	Gaillardia ☀	Lavender ☀	Pincushion ☀	Snow in Summer ☀
Artemisia ☀	Coral Bells ☀	Gaura ☀	Liatris ☀	Poker Plant ☀	Spurge ☀
Aster ☀	Coreopsis ☀	Geranium ☀	Lily ☀	Pulmonaria ☀	Stokes' Aster ☀
Baby's Breath ☀	Cupid's Dart ☀	Grass, Select Varieties ☀	Lychnis ☀	Rudbeckia ☀	Sunflower ☀
Barrenwort ☀	Daylily ☀	Iris, German Bearded ☀	Obedient Plant ☀	Russian Sage ☀	Yarrow ☀
Butterfly Flower ☀	Dianthus ☀	Jupiter's Beard ☀	Oregano ☀	Salvia ☀	Yucca ☀

Perennials Tolerant of Moist Soil Conditions

Anemone ☀	Blue Star ☀	Ginger ☀	Jacob's Ladder ☀	Milkweed ☀	Toad Lily ☀
Astilbe ☀	Brunnera ☀	Goat's Beard ☀	Joe Pye ☀	Obedient Plant ☀	Turtlehead ☀
Baptisia ☀	Cimicifuga ☀	Grass, Select Varieties ☀	Liatris ☀	Pulmonaria ☀	
Bee Balm ☀	Fern ☀	Hibiscus ☀	Ligularia ☀	Solomon's Seal ☀	
Bleeding Heart ☀	Foamflower ☀	Iris, Siberian ☀	Lobelia ☀	Spiderwort ☀	

Start small & watch them grow!
Choose from a wide variety of 4" Starter Perennials!

Shrubs

Plant Name	☀️	Height	Spread	Flower Color	Blooms	Special Features
ALMOND , Flowering, Double Pink	☀️	4-5'	3-4'	Light pink	May	✂️ Double pink flowers; coppery-yellow fall color; upright arching habit.
ALTHEA		Also known as Rose of Sharon. Great shrub for late summer color. Several Althea varieties also available in treeform. See page 30.				
Bali	☀️	6-8'	5-6'	White	Aug-Sept	✂️ Semi-double white flowers with a deep red eye; upright, vase-shaped habit.
Chiffon Blue	☀️	8-10'	6-8'	Rich blue	Aug-Sept	✂️ Large, rich blue flowers with lacy centers; upright, vase-shaped habit.
Chiffon Dark Lavender	☀️	8-10'	6-8'	Dark lavender	Aug-Sept	✂️ Large, dark lavender flowers with a lacy center; upright, vase-shaped habit.
Chiffon Magenta	☀️	8-10'	6-8'	Magenta	Aug-Sept	✂️ Large, rich magenta flowers with a lacy center; upright, vase-shaped habit.
Fiji	☀️	6-8'	5-6'	Pink	Aug-Sept	✂️ Semi-double pink flowers with a reddish-purple eye; upright, vase-shaped habit.
French Cabaret Blush	☀️	6-8'	5-6'	Blush pink	Aug-Sept	✂️ Double blush-pink and white flowers; upright, vase-shaped habit.
French Cabaret Purple	☀️	6-8'	5-6'	Lavender-purple	Aug-Sept	✂️ Double lavender-purple flowers; upright, vase-shaped habit.
French Cabaret Red	☀️	6-8'	5-6'	Red	Aug-Sept	✂️ Double red carnation-like flowers; upright vase shaped habit.
Lil' Kim	☀️	4-5'	4-5'	White	Aug-Sept	✂️ Single white flowers with a red eye; compact, upright habit.
Lil Kim Red	☀️	3-4'	3-4'	Rosy-red	Aug-Sept	✂️ Single rosy-red flowers with a red eye; compact, upright habit.
Purple Pillar	☀️	8-10'	2-3'	Purple	Aug-Sept	✂️ Large, semi-double purple flowers with a darker center; narrow upright habit.
Red Pillar	☀️	8-10'	2-3'	Dark pink	Aug-Sept	✂️ Large, dark pink flowers with a red eye; narrow, upright habit.
Satin Azurri Blue	☀️	8-10'	6-8'	Royal blue	Aug-Sept	✂️ Single royal blue flowers with a red eye; upright habit; seedless variety.
Sugar Tip	☀️	6-8'	5-6'	Pink	Aug-Sept	✂️ Double pink flowers; blue-green foliage w/cream margins; vase-shaped habit.
Tahiti	☀️	6-8'	5-6'	Deep pink-purple	Aug-Sept	✂️ Semi-double deep pink-purple flowers with a red eye; upright, vase-shaped habit.
White Pillar	☀️	8-10'	2-3'	Pure white	Aug-Sept	✂️ Semi-double pure white flowers; narrow, upright habit.
AMELANCHIER , Regent	☀️	5-6'	5-6'	White	April	✂️ Edible purple fruit in June for birds; shiny green foliage with orange-red fall color.
ARONIA , Black, Autumn Magic	☀️	4-5'	4-5'	White	June	✂️ Lustrous black fruit in fall; green foliage turns reddish-purple in fall.
Red, Brilliant	☀️	6-8'	5-6'	White	May	✂️ Red fruit in fall; glossy green foliage turns scarlet-red in fall.
AZALEA , Deciduous		These varieties lose their foliage each fall, making them VERY cold tolerant, as well as reliable bloomers each spring.				
Gibraltar	☀️	5-6'	5-6'	Orange	May	✂️ Vivid orange flowers with red frilled edges; yellow-bronze fall color.
Klondyke	☀️	5-6'	4-5'	Golden-orange	May	✂️ Foliage emerges a coppery-green maturing to green; yellow-bronze fall color.
BARBERRY		One of the best shrubs for season-long foliage color. Easy to grow and tolerates heavy shearing. Great for hedges.				
Concorde	☀️	1-2'	2-3'	-	-	Deep reddish-purple foliage; slow growing with compact habit.
Golden Ruby	☀️	1-2'	1-2'	-	-	Coral-orange new growth matures to burgundy with gold margins; compact habit.
Orange Rocket	☀️	3-4'	2-3'	-	-	Coral-orange new growth matures to reddish-green; dark red fall color; columnar habit.
Sunjoy Gold Pillar	☀️	3-4'	2-3'	-	-	Red new growth matures to bright gold; orange-red fall color; columnar habit.
Sunjoy Mini Maroon	☀️	1-2'	2-3'	-	-	Golden-yellow foliage turns orange-red in fall; compact, mounding habit.
BAYBERRY , Northern	☀️	6-8'	6-8'	-	-	Glossy green foliage with unique fresh scent; semi-evergreen.
BLUEBEARD , Beekeeper	☀️	2-3'	2-3'	Bright blue	Aug-Sept	✂️ Abundant flower clusters; golden-colored foliage; woody perennial.
Beyond Midnight	☀️	2-3'	2-3'	Rich blue	Aug-Sept	✂️ Abundant flower clusters; dark green glossy foliage; woody perennial.
Dark Knight	☀️	3-4'	4-5'	Deep blue-purple	Aug-Sept	✂️ Abundant flower clusters; dark silvery foliage; woody perennial.
Sunshine Blue II	☀️	2-3'	3-4'	Vivid blue	Aug-Sept	✂️ Abundant flower clusters; yellow to lime-green foliage; woody perennial.
BROOM (SCOTCH) , Sister Disco	☀️	2-3'	2-3'	Bright red	May	Attractive angular green stems. Plant in area protected from winter sun and wind.
Sister Redhead	☀️	3-4'	3-4'	Scarlet	May	Attractive angular green stems. Plant in area protected from winter sun and wind.
Sister Rosie	☀️	3-4'	2-3'	Rose pink	May	Attractive angular green stems. Plant in area protected from winter sun and wind.
BUCKTHORN , Fine Line	☀️	8-10'	2-3'	-	-	Fern-like green foliage; narrow columnar hedge ideal for screening.

Deer Resistant Shrub Options

There are very few plants on which **DEER** will not feed if other food sources are not available. However, the shrubs on this list are ones that the deer are most likely to ignore.



- | | | | | |
|------------------|-----------------------|------------------|----------------------|------------------|
| Abelia ☀️ (A) | Butterfly Bush ☀️ (B) | Diervilla ☀️ (B) | Lilac, French ☀️ (B) | Snowberry ☀️ (B) |
| Barberry ☀️ (B) | Clethra ☀️ (C) | Forsythia ☀️ (B) | Lilac, Late ☀️ (C) | Spirea ☀️ (C) |
| Bayberry ☀️ (A) | Cotoneaster ☀️ (C) | Hypericum ☀️ (B) | Potentilla ☀️ (C) | Viburnum ☀️ (C) |
| Bluebeard ☀️ (B) | Deutzia ☀️ (C) | Kerria ☀️ (C) | Privet ☀️ (C) | Weigela ☀️ (C) |

A = Little to no feeding damage in most landscapes **B** = Slight feeding damage or visual impact can occur **C** = Occasional feeding damage with more noticeable impact

Shrub Options for the Shade

Have some **SHADE** in your landscape? Not to worry! The shrubs on the list below will do well in part to full shade conditions.

- | | | | | |
|----------------------|-------------------------|-----------------------|---------------|---------------|
| Althea ☀️ | Buckthorn, Fine Line ☀️ | Diervilla ☀️ | Hydrangea ☀️ | Spirea ☀️ |
| Amelanchier ☀️ | Clethra ☀️ | Dogwood ☀️ | Hypericum ☀️ | Sweetspire ☀️ |
| Aronia ☀️ | Cotoneaster ☀️ | Fothergilla ☀️ | Kerria ☀️ | Viburnum ☀️ |
| Azalea, Deciduous ☀️ | Deutzia ☀️ | Holly, Winterberry ☀️ | Mockorange ☀️ | Witchhazel ☀️ |

Shrubs

Plant Name		Height	Spread	Flower Color	Blooms	Special Features
BURNING BUSH, Dwarf	☀	5-6'	6-8'	-	-	Green foliage turns red in fall. Attractive corky stems provide winter interest.
Little Moses	☀	2-3'	3-4'	-	-	Green foliage turns red in fall. Corky stems provide winter interest; dense, round habit.
BUTTERFLY BUSH, Birthday Cake	☀	3-4'	2-3'	Rich pink	July-frost	<p>Butterfly Bush will attract an amazing array of butterflies & hummingbirds to your garden. They begin blooming in early July and will continue until frost if spent flowers are removed and plants are watered and fertilized during the season. Although the plants have woody stems, they behave more like a perennial. Plants will die-back to near ground level after cold winters so prune plants down to 12" in early spring.</p> <p>Mop Top has a fountain-like habit and flowers in the spring. It blooms on old growth, so prune only after flowering.</p> <p>Pugster varieties of Butterfly Bush combine a dwarf habit with large showy blooms perfect for a smaller landscape! Their thick sturdy stems also provide additional winter hardiness.</p>
Black Knight	☀	6-8'	4-5'	Dark purple	July-frost	
Blueberry Pie	☀	2-3'	3-4'	Purplish-blue	July-frost	
CranRazz	☀	5-6'	4-5'	Deep magenta	July-frost	
Miss Molly	☀	4-5'	5-6'	Magenta	July-frost	
Miss Violet	☀	4-5'	5-6'	Purple-violet	July-frost	
Mop Top	★☀	3-4'	4-5'	Lavender	May-June	
Pink Delight	☀	6-8'	5-6'	Bright pink	July-frost	
Pugster Amethyst	☀	1-2'	2-3'	Amethyst-blue	July-frost	
Pugster Blue	☀	1-2'	2-3'	Violet-blue	July-frost	
Pugster Periwinkle	☀	1-2'	2-3'	Periwinkle	July-frost	
Pugster Pinker	☀	1-2'	2-3'	Pink	July-frost	
Pugster White	☀	1-2'	2-3'	White	July-frost	
CLETHRA		Great shrub for late summer color, especially in perennial gardens. Tolerates occasional wetness.				
Hummingbird	☀	3-4'	2-3'	White	July-Aug	☀ Dark green foliage turns yellow in fall; compact, rounded habit.
Ruby Spice	☀	5-6'	4-5'	Deep pink	July-Aug	☀ Dark green foliage turns yellow in fall; upright, oval habit.
COTONEASTER, Tom Thumb	☀	8-12"	2-3'	Whitish-pink	June	☀ Tiny green foliage turns red in fall; sparse small red fruit in fall.
DEUTZIA, Yuki Cherry Blossom	☀	1-2'	2-3'	Pink & white	May	☀ Dark green foliage turns burgundy-red in fall; compact, mounding habit.
Yuki Kabuki	★☀	3-4'	3-4'	Pink & white	May	☀ Medium green foliage turns yellow, red and purple in fall; compact habit.
Yuki Snowflake	☀	1-2'	2-3'	White	May	☀ Green foliage turns purple and burgundy in fall; compact, mounding habit.
DIERVILLA, Firefly	☀	2-3'	3-4'	Yellow	June	☀ Trumpet shaped flowers; bright amber foliage all season; compact habit.
Nightglow	☀	2-3'	3-4'	Yellow	June	☀ Trumpet shaped flowers; dark red foliage in spring and fall; compact habit.
DOGWOOD		Enjoy the colorful stems in the fall and winter, especially with a backdrop of snow. Tolerates moist conditions.				
Arctic Fire	☀	4-5'	5-6'	White	June	☀ Dark green foliage turns reddish-purple in fall; red stems; white berries late summer.
Garden Glow	☀	5-6'	5-6'	White	June	☀ Chartreuse foliage turns burgundy-red in fall; red stems; white berries late summer.
Ivory Halo	☀	5-6'	6-8'	White	June	☀ Green/white foliage turns red-purple in fall; red stems; sparse white berries late summer.
Neon Burst	☀	5-6'	5-6'	White	June	☀ Chartreuse foliage turns purple, red & orange in fall; red stems; white berries late summer.
Redtwig, Bailey	☀	8-10'	8-10'	White	June	☀ Green foliage turns reddish-purple in fall; red stems; sparse white berries in fall.
ELDER, Black Lace	☀	6-8'	6-8'	Pink	June-July	☀ Deeply cut dark burgundy foliage; rich red in fall; blackish-red berries in fall.
Lemony Lace	☀	4-5'	5-6'	White	June	☀ Deeply cut, yellow-green foliage; new growth emerges red; red berries in fall.
FORSYTHIA		Bright, cheerful color to signal the end of winter. One of the first shrubs to bloom in spring with masses of flowers.				
Lynwood Gold	☀	6-8'	6-8'	Brilliant yellow	April	Flowers open wider than other Forsythia; upright, spreading habit.
Show Off	☀	5-6'	5-6'	Bright yellow	April	Large flowers; dark green foliage; compact, rounded habit.
Show Off Sugar Baby	☀	2-3'	3-4'	Bright yellow	April	Dark green foliage; compact, upright habit ideal for small areas.
FOTHERGILLA, Blue Shadow	☀	2-3'	3-4'	White	May	☀ Blue-gray foliage turns gold-orange in fall; bottle-brush flowers.
Mount Airy	☀	5-6'	4-5'	White	May	☀ Dark green foliage turns yellow, orange and red in fall; bottle-brush flowers.
HOLLY, Winterberry		Native to Michigan, Winterberry grows best in moist areas. Our varieties contain both male and female plants together.				
Berry Heavy Gold	☀	6-8'	6-8'	White	May	Golden-yellow berries in fall through winter; upright to rounded habit.
Berry Poppins	☀	3-4'	3-4'	White	May	Bright red berries in fall through winter; compact, rounded habit.

Pruning Shrubs

Shrubs that flower late in the season (generally after June 15th), can be pruned any time of the year, although early spring before new growth begins is best. Shrubs that bloom earlier than June 15th should be pruned immediately after they finish flowering.

Bluebeard, Butterfly Bush & Hypericum may experience dieback in severe winters. Prune off dead twigs on these shrubs in the spring after new growth starts.

Althea are one of the last shrubs to leaf out, often not showing growth until late May or early June. Be careful to wait until growth appears before pruning. Pruning too early may remove branches that are in fact alive.

The following is a list of shrubs that bloom on the previous year's growth and should only be pruned **after** flowering:

Almond, Flowering • Forsythia • Hydrangea (certain types) • Lilac • Mockorange • Viburnum



☀ = Sun ☀ = Partial Shade ☀ = Shade 🦋 = Butterfly 🐦 = Hummingbird 🌸 = Fragrant ★ = New Plant for 2026!

Shrubs

Plant Name	Height	Spread	Flower Color	Blooms	Special Features	
HYDRANGEA Please refer to our Hydrangea care sheet for more information on how to select and grow these truly outstanding garden plants.						
ANNABELLE VARIETIES Blooms on NEW growth for very reliable flowering; very cold hardy; excellent shrub for hedge use or as a stand alone specimen.						
Annabelle	☀️	3-4'	4-5'	White	July-Aug	✦ Blooms on NEW growth. Large, white, snowball-shaped flowers.
Candybelle Bubblegum	☀️	3-4'	3-4'	Pink	July-Aug	✦ Blooms on NEW growth. Large, bubblegum pink, snowball-shaped flowers.
Flowerful	☀️	3-4'	4-5'	White	July-Aug	✦ Blooms on NEW growth. Large, white, snowball-shaped flowers on thick stems.
Incrediball	☀️	4-5'	4-5'	White	July-Aug	✦ Blooms on NEW growth. Massive, white, snowball-shaped flowers on thick stems.
Storm Proof	☀️	3-4'	3-4'	White	July-Aug	✦ Blooms on NEW growth. Large, white, snowball-shaped flowers on thick, sturdy stems.
BIGLEAF VARIETIES Blooms on OLD growth or both NEW and OLD growth; most varieties have the unique ability to change flower color based on the pH of the soil.						
Cherry Explosion	☀️	2-3'	3-4'	Cherry-pink	July-Aug	✦ Blooms on NEW/OLD growth. Cherry-pink, lacecap flowers (color depends on soil pH).
Cherry Go Round	☀️	2-3'	3-4'	Cherry-red	July-Aug	✦ Blooms on NEW/OLD growth. Cherry-red, snowball-shaped flowers.
Eclipse	☀️	2-3'	3-4'	Red and white	July-Aug	✦ Blooms on NEW/OLD growth. Cranberry-red, snowball-shaped flowers with white background.
Endless Summer A revolutionary Hydrangea Series introduced in 2004; noted for its reliable flowering on NEW growth and summer-long color.						
Bloomstruck	☀️	2-3'	3-4'	Pink/violet/blue	July-Aug	✦ Blooms on NEW/OLD growth. Snowball-shaped flowers; attractive red stems w/green foliage.
DreamCloud	★☀️	3-4'	3-4'	White	July-Aug	✦ Blooms on NEW/OLD growth. Bright white, snowball-shaped flowers.
Pop Star	☀️	2-3'	3-4'	Blue or pink	July-Aug	✦ Blooms on NEW/OLD growth. Pink or blue lacecap flowers; color depends on soil pH.
Summer Crush	☀️	2-3'	3-4'	Red to purple	July-Aug	✦ Blooms on NEW/OLD growth. Raspberry red to purple flowers; color depends on soil pH.
Grin and Tonic	☀️	2-3'	3-4'	White	July-Aug	✦ Blooms on NEW/OLD growth. Lime green, snowball-shaped flowers mature to white.
LA Dreamin'	☀️	2-3'	2-3'	Pink/violet/blue	July-Aug	✦ Blooms on NEW/OLD growth. Pink & blue blended snowball-shaped flowers.
Let's Dance Blue Jangles	☀️	2-3'	3-4'	Blue or pink	July-Aug	✦ Blooms on NEW/OLD growth. Large snowball-shaped flowers; color depends on soil pH.
Can Do	☀️	2-3'	3-4'	Purple or pink	July-Aug	✦ Blooms on NEW/OLD growth. Full lacecap flowers with star-like florets; color depends on soil pH.
Rhythmic Blue	☀️	2-3'	3-4'	Blue or pink	July-Aug	✦ Blooms on NEW/OLD growth. Snowball-shaped flowers; green foliage with yellow-orange fall color.
Sky View	☀️	2-3'	3-4'	Blue or pink	July-Aug	✦ Blooms on NEW/OLD growth. Large snowball-shaped flowers; color depends on soil pH.
Starfield	☀️	2-3'	3-4'	Blue or pink	July-Aug	✦ Blooms on NEW/OLD growth. Large flowers with starry-shaped florets; color depends on soil pH.
Wedding Gown	☀️	2-3'	3-4'	White	July-Aug	✦ Blooms on NEW/OLD growth. Large white flowers start as lacecaps and develop into full mopheads.
MOUNTAIN VARIETIES Blooms on NEW and OLD growth for more reliable flowering; some varieties have the ability to change flower color based on the pH of the soil.						
Pink Dynamo	☀️	2-3'	3-4'	Hot pink	July-Aug	✦ Blooms on NEW/OLD growth. Lacecap flowers; green foliage with purplish tones in summer.
Tiny Tuff Stuff	☀️	1-2'	1-2'	Blue or pink	July-Aug	✦ Blooms on NEW/OLD growth. Lacecap flowers; dark green foliage with bronze-red fall color.
Tuff Stuff Top Fun	★☀️	2-3'	2-3'	Hot pink	July-Aug	✦ Blooms on NEW/OLD growth. Lacecap flowers; dark green foliage with burgundy fall color.
OAKLEAF VARIETIES Blooms on OLD growth for moderately reliable flowering; large oak-shaped leaves develop stunning shades of red and burgundy in fall.						
Jetstream	☀️	5-6'	4-5'	White	June-July	✦ Blooms on OLD growth. Cone-shaped white flowers turn pink; green foliage turns orange-red in fall.
Ruby Slippers	☀️	3-4'	4-5'	White	late June	✦ Blooms on OLD growth. Cone-shaped white flowers turn to pinkish-red; green foliage turns red in fall.
Toy Soldier	☀️	4-5'	4-5'	White	June-July	✦ Blooms on OLD growth. Cone-shaped white flowers turn pink; green foliage turns red in fall.
PEEGEE VARIETIES One of the most cold hardy varieties; blooms on NEW growth for very reliable flowering; some varieties also available in treeform.						
Berry White	☀️	5-6'	5-6'	White	July-Aug	✦ Blooms on NEW growth. Large, white, cone-shaped flowers mature to a dark pink.
Bobo	☀️	3-4'	3-4'	White	June-July	✦ Blooms on NEW growth. White, cone-shaped flowers mature to a light pink.
Dragon Baby	☀️	2-3'	3-4'	White	July-Aug	✦ Blooms on NEW growth. Lime green buds open to creamy white flowers that mature to rich pink.
Fire Light	☀️	5-6'	5-6'	White	July-Aug	✦ Blooms on NEW growth. Large, white, cone-shaped flowers mature to pink then rich red.
Fire Light Tidbit	☀️	2-3'	3-4'	White	July-Aug	✦ Blooms on NEW growth. White, cone-shaped flowers mature to shades of pink; compact habit.
Limelight	☀️	6-8'	6-8'	White	July-Aug	✦ Blooms on NEW growth. Bright lime-green buds open to large, white, cone-shaped flowers.
Limelight Prime	☀️	5-6'	4-5'	White	July-Aug	✦ Blooms on NEW growth. Lime-green buds open to white flowers that mature to pink; reddish stems.
Little Hottie	☀️	4-5'	5-6'	White	July-Aug	✦ Blooms on NEW growth. Bright white, dense, cone-shaped flowers mature to antique white and pink.
Little Lime	☀️	4-5'	4-5'	White	July-Aug	✦ Blooms on NEW growth. Bright lime-green buds open to compact, white flowers.
Little Lime Punch	☀️	4-5'	4-5'	White	July-Aug	✦ Blooms on NEW growth. Lime-green buds open to white flowers that mature to punch red.
Powerball	★☀️	3-4'	3-4'	White	July-Aug	✦ Blooms on NEW growth. Large, round, lime green flowers turn white in summer, then mature to pink.
Sweet Summer	☀️	4-5'	5-6'	White	July-Aug	✦ Blooms on NEW growth. Large, white, cone-shaped flowers mature to shades of pink.

Hydrangea Care

Hydrangeas provide outstanding garden interest with large, colorful flowers during July and August. Knowing how to properly care for these garden favorites can help maximize their performance in your landscape.

Fertilization - Hydrangeas perform best if given two applications of a natural fertilizer such as **Espoma® Holly-tone** each year.

Flower Color - Many varieties of Bigleaf and Mountain Hydrangeas have the ability to change flower color depending on the pH of the soil. **<As a general rule, the following colors will result at these various pH levels. - pH between 5.5 & 6.0.....very blue - pH between 7.0 & 7.5.....very pink>** A simple soil pH test can be used to determine the pH of your soil. Most soils in our area will naturally produce pink flowers. Adding Aluminum Sulfate will lower the pH of the soil and increase the blue color. Amending the pH of the soil should be done in May before the flower buds are set. This usually needs to be done every year to maintain a lower pH for blue flowers.

Pruning Hydrangeas-

Annabelle and Peegee Varieties - No pruning is really necessary except to remove spent flowers, broken or entangled branches or for general shaping. Prune in early spring before new growth emerges.

Oakleaf, Bigleaf and Mountain Varieties - Delay spring pruning until new growth has fully emerged. At this time, remove any winter damaged tips or stems that have not produced leaves. Prune to shape after flowering.



Shrubs

Plant Name		Height	Spread	Flower Color	Blooms	Special Features
HYPERICUM , Hidcote	☀️	3-4'	4-5'	Yellow	July-Aug	☀️ Bright yellow flowers; attractive green foliage turns yellow in fall; woody perennial
KERRIA , Japanese	☀️	5-6'	5-6'	Yellow	May	☀️ Double flowers; bright green foliage turns yellow in fall; vivid green stems.
LILAC Welcome each and every spring with the beauty and fragrance of Lilacs, available in a wide range of colors and sizes.						
Bloomerang Dark Purple	☀️	4-5'	5-6'	Dark purple	May	☀️ Dark purple buds open to purple flowers; lightly reblooms in late summer.
Common, New Age Lavender	☀️	6-8'	6-8'	Lilac	May	☀️ Dark purple buds open to lilac flowers; upright, compact habit.
Purple	☀️	10-12'	10-12'	Lilac	May	☀️ Dark purple buds open to single lilac flowers; extremely fragrant.
White	☀️	10-12'	10-12'	White	May	☀️ White flowers; extremely fragrant.
Dream Cloud	★☀️	5-6'	4-5'	Pink	June	☀️ Fluffy pink flowers; Green foliage turns red in fall.
Early, Pochantas	☀️	10-12'	10-12'	Deep purple	May	☀️ Single deep purple flowers; very hardy
Scentara Double Blue	☀️	6-8'	5-6'	Purplish-blue	May	☀️ Double, purplish-blue flowers; dark green foliage; compact habit
Flowerfesta Pink	☀️	3-4'	4-5'	Purple	May	☀️ Deep pink buds open to pink flowers; lightly reblooms in summer.
Flowerfesta Purple	☀️	3-4'	4-5'	Pink	May	☀️ Purple buds open to purplish flowers; lightly reblooms in summer.
French, Albert Holden	☀️	8-10'	6-8'	Deep violet	May	☀️ Single deep violet flowers with silvery undersides.
Beauty of Moscow	☀️	10-12'	8-10'	Pale pink	May	☀️ Abundant, double, pale pink flowers.
Charles Joly	☀️	10-12'	8-10'	Magenta-red	May	☀️ Purple buds open to double magenta-red flowers.
Ellen Willmott	☀️	10-12'	8-10'	White	May	☀️ Double white flowers; extremely fragrant.
Katherine Havemeyer	☀️	10-12'	8-10'	Pink	May	☀️ Double pink flowers.
Ludwig Spaeth	☀️	10-12'	8-10'	Deep purple	May	☀️ Purple buds open to single deep purple flowers.
Monge	☀️	10-12'	8-10'	Reddish-purple	May	☀️ Single reddish-purple flowers.
Prairie Petite	☀️	4-5'	4-5'	Lavender	May	☀️ Pink buds open to lavender-pink flowers; compact to mounding habit.
President Grevy	☀️	10-12'	8-10'	Lilac-blue	May	☀️ Double lilac-blue flowers.
Sensation	☀️	10-12'	8-10'	Purple & white	May	☀️ Single deep purple flowers with white margins.
Wedgewood Blue	☀️	6-8'	6-8'	Blue	May	☀️ Lilac-pink buds open to true blue flowers.
Yankee Doodle	☀️	8-10'	8-10'	Dark purple	May	☀️ Deep purple buds open to large, single, dark purple flowers.
Korean Dwarf	☀️	5-6'	6-8'	Lilac	May	☀️ Violet-purple buds open to pale lilac flowers.
Late, Donald Wyman	☀️	8-10'	6-8'	Deep pink	June	☀️ Single deep reddish-pink flowers.
Minuet	☀️	6-8'	5-6'	Light purple	June	☀️ Light purple buds open to soft whitish-purple flowers; compact habit.
Pinktini	★☀️	5-6'	4-5'	Pink	June	☀️ Vivid, rich pink flowers; upright, compact habit.
Miss Kim	☀️	6-8'	5-6'	Lavender	May	☀️ Purple buds open to light lavender flowers; foliage burgundy-red in fall.
Virtual Violet	☀️	6-8'	5-6'	Violet	May	☀️ Raspberry-purple buds open to violet flowers; purplish new leaves and stems.
MOCKORANGE , Minnesota Snowflake	☀️	6-8'	5-6'	White	June	☀️ Double, sweetly scented flowers; arching, vase-shaped habit.
Snow White	☀️	5-6'	4-5'	White	June	☀️ Large, double flowers; lightly reblooms in late summer; upright, rounded habit.
NINEBARK , Amber Jubilee	☀️	8-10'	6-8'	White	June	☀️ Golden-orange to greenish-purple foliage; reddish-purple in fall.
Calico Kitty	★☀️	4-5'	3-4'	Whitish-pink	June	☀️ Deep copper-green new growth matures to burgundy; orange hues in fall.
Fireside	☀️	5-6'	5-6'	White	June	☀️ Reddish new growth matures to dark purple-red; deep purple fall color.
Summer Wine Black	☀️	5-6'	5-6'	Whitish-pink	June	☀️ Dark purplish-black foliage, develops bronzy tones in summer; red-purple in fall.
Sweet Cherry Tea	☀️	4-5'	4-5'	Pink	June	☀️ Red-orange new growth matures to rich purple; develops orange tones in fall.
PLUM , Cistena	☀️	6-8'	5-6'	Pink	May	☀️ Intense purple foliage color all season; also known as Sand Cherry.
POTENTILLA These long blooming shrubs look great in the landscape, especially when combined with perennials and evergreens.						
Bella Bianca	☀️	1-2'	2-3'	White	June-frost	☀️ Pure white flowers; fine textured, dark green leaves; compact habit.
Bella Sol	☀️	2-3'	3-4'	Orange	June-frost	☀️ Fiery orange flowers; fine textured, dark green leaves; compact habit.
Goldfinger	☀️	2-3'	3-4'	Yellow	June-frost	☀️ Golden yellow flowers; fine textured, dark green leaves; mounding habit.
McKay's White	☀️	2-3'	3-4'	White	June-frost	☀️ Creamy white flowers; fine textured, dark green leaves; mounding habit.
Pink Beauty	☀️	2-3'	3-4'	Pink	June-frost	☀️ Clear pink flowers; fine textured, dark green leaves; mounding habit.
PRIVET , Golden Vicary	☀️	8-10'	6-8'	White	June	☀️ Golden-yellow foliage all season; excellent hedge; can prune down to 4' tall.
Ibodium	☀️	12-15'	8-10'	White	June	☀️ Dark, glossy green foliage holds late into fall; easily pruned to maintain 5' tall.
ROSES (Shrub Varieties) Looking for months of color? Shrub Roses are tough plants & easy to care for. Refer to the Rose section for a complete list.						
SMOKEBUSH , Dusky Maiden	☀️	6-8'	6-8'	Purple	July	☀️ Smoky purple flowers; reddish-dark purple foliage all season.
Royal Purple	☀️	10-12'	8-10'	Pink-purple	July	☀️ Smoky pink-purple flowers; rich, dark purple foliage turns reddish-purple in fall.
Winecraft Black	☀️	5-6'	5-6'	Reddish-purple	July	☀️ Smoky reddish-purple flowers; dark purple-black foliage all season.

Pruning Potentilla & Spirea

Potentilla & Spirea do best when pruned annually. To keep plants looking full & bushy, remove about 1/3 of the stems to the ground and then trim the entire plant back by 1/3 in late winter or early spring. A light trimming of a few inches after they flower will usually provide a new display of flowers in a few weeks.



Shrubs

Plant Name	☀	Height	Spread	Flower Color	Blooms	Special Features
SNOWBERRY, Pinky Promise	☀	3-4'	3-4'	Pink	July	Light pink flowers give way to pink gumball-like berries from fall into winter.
SPIREA Tough and versatile shrubs with great flower and foliage colors. Pink flowering varieties may rebloom during summer.						
Ash Leaf, Cherry On Top	☀	4-5'	4-5'	White	July	✦ Fern-like chartreuse foliage tinged w/red in spring; red seed pods late summer.
Birch Leaf, Glow Girl	☀	3-4'	3-4'	White	June	✦ Red buds open to white flowers; lemon-lime foliage turns burgundy in fall.
Pink Sparkler	☀	3-4'	3-4'	Pink	June	✦ Dark green foliage turns burgundy-red in fall; lightly reblooms in fall.
Bridalwreath, Renaissance	☀	6-8'	8-10'	White	May-June	✦ Clusters of flowers along stems; fountain-like habit; foliage turns orange-red in fall.
Double Play Dolly	☆☀	2-3'	3-4'	Purple-pink	June-July	✦ Orange-red new growth turns bright yellow, then chartreuse.
Double Play Doozie	☀	2-3'	3-4'	Hot pink	June	✦ Foliage emerges red and lime, maturing to bright green; reblooms.
Goldmound	☀	2-3'	3-4'	Pink	July	✦ Foliage emerges lemon-yellow with a russet tinge, maturing to lime-green.
Little Princess	☀	2-3'	3-4'	Rosy-pink	June-July	✦ Mint-green foliage turns a reddish color in fall.
Magic Carpet	☀	2-3'	3-4'	Dark pink	July	✦ Foliage red, copper and orange in spring and fall; yellow-green in summer.
Poprocks Petite	☀	2-3'	2-3'	Pink	July	✦ Candy-pink button flowers; rich green foliage turns purple-red in fall.
Poprocks Pineapple	☀	2-3'	3-4'	Pink	June-July	✦ Pink flowers w/purplish tones; bright lemon-yellow foliage turns bright red in fall.
Snowmound	☀	5-6'	4-5'	White	May	✦ Dense, compact habit with arching branches; tolerates moderate pruning.
SWEETSPIRE, Little Henry	☀	2-3'	3-4'	White	July	✦✦ Long drooping flower clusters; dark green foliage turns brilliant red in fall.
VIBURNUM Offers a wide variety of flowers, fruits, textures and fall foliage colors that are unmatched by any other shrub.						
Arrowwood, Blue Muffin	☀	5-6'	5-6'	White	May	✦ Flat-topped flowers; bright blue berry clusters in fall; orange-red fall color.
Burkwood	☀	8-10'	6-8'	White	May	✦✦ Snowball-shaped flowers; red-black berries in fall; maroon fall color.
Cranberry, Redwing	☀	8-10'	6-8'	White	May	✦ Lacecap flowers; clusters of bright red berries in fall; brilliant red fall color.
Doublefile, Mariesi	☀	8-10'	10-12'	White	May	✦ Large, lacy clusters of flowers; red berries in fall; reddish-purple fall color.
Newport	☀	5-6'	6-8'	White	May	✦ Large clusters of snowball-shaped flowers; sparse berries; burgundy-red fall color.
Opening Day	☆☀	6-8'	6-8'	White	May	✦ Large, baseball-sized flowers; no berries produced; cabernet-red fall color.
Summer Snowflake	☀	4-5'	5-6'	White	June	✦ Lacy flowers; lightly reblooms in the summer; bright red berries; reddish fall color.
Fragrant Dwarf	☀	2-3'	3-4'	White-pink	April	✦✦ White-pink flowers; red-black berries; attractive foliage with burgundy fall color.
Snowball	☀	10-12'	10-12'	White	May	✦ Large snowball-shaped flowers; no berries produced; reddish-purple fall color.
Wayfaring, Mohican	☀	8-10'	8-10'	White	May	✦ Flat-topped flowers; orange-red berries in fall; leathery foliage turns orange-red in fall.
WEIGELA Loads of trumpet-shaped blossoms attract hummingbirds. Plants may lightly rebloom later in summer on new growth.						
Bubbly Wine	☆☀	3-4'	3-4'	Soft pink	May	✦ Dark green foliage with chartreuse margins all season; compact, mounded habit.
Midnight Sun	☆☀	1-2'	2-3'	Pink	June	✦ Glossy green foliage turns blazing red & orange summer through fall; compact habit.
My Monet Purple Effect	☀	1-2'	2-3'	Purple/pink	June	✦ Variegated green & cream foliage w/pink and purple tones; compact, mounded habit.
Shining Sensation	☀	3-4'	3-4'	Fuschia pink	June	✦ Shiny burgundy-purple foliage turns purple-green in summer; round, spreading habit.
Spilled Wine	☀	1-2'	2-3'	Magenta	June	✦ Dark reddish-purple wavy foliage; compact, spreading habit.
Stunner	☀	3-4'	3-4'	Pink	June	✦ Dark purple foliage turns orange-red tones in fall; mounded habit.
Wine & Roses	☀	4-5'	4-5'	Rosy-pink	June	✦ Glossy dark wine-red foliage in spring, purplish-green in summer; rounded habit.
WILLOW These fast growing shrubs will thrive in moist to wet conditions, plus tolerate moderate pruning.						
Hakuro Nishiki	☀	8-10'	10-12'	-	-	✦ Foliage emerges a variegated white, pink and green; maturing to lime-green.
Sageleaf, Iceberg Alley	☀	5-6'	5-6'	Silver	April	Large, powdery-silver foliage and stems; silvery catkins with red stamens in spring.

To Insure Success when Planting

MYKE® Tree & Shrub Transplanter

Receive a 5 year warranty on trees & shrubs purchased from us when you also purchase and use MYKE® tree & shrub transplanter (excludes the Ericaceae plant family like Rhododendrons and Blueberries) MYKE® contains natural mycorrhizae which enhances root and shoot growth.

* In order for the MYKE® warranty to apply, plants and the recommended amount of MYKE® must be purchased on the same receipt.



Bonide® Root & Grow® Root Stimulator & Plant Starter

Helps get flowers, trees & shrubs off to a strong start. Stimulates early root formation, stronger root development.



bordine's Complete Planting Mix

Specifically formulated by our growers to insure your planting success! This outdoor growing medium contains a balanced blend of natural ingredients including pine bark, peat moss & HydraFiber®



roses simplified

Roses can be a beautiful addition to your garden & can be planted anytime from spring to fall. Consider these basic planting tips & general care before planting.

Plant in an area receiving at least 6 hours of direct sunlight. Morning sun and late afternoon shade are ideal to help prevent disease and maintain optimal flower color.

Locate roses away from large trees or shrubs which will compete for food, moisture and sunlight.

Roses perform best in well-drained soil high in organic matter. Poor soil condition can be improved by using such products as **Bordine Complete Planting Mix** and **Bumper Crop Organic Soil Builder**.

Water close to the base of your roses without watering the foliage. Avoid watering with overhead sprinklers if at all possible. Wet foliage can lead to disease problems, especially if left moist overnight.

To maintain cool and moist roots and to help prevent weeds apply 2" of mulch around the base of your roses. Consider organic mulches such as Pine Bark or Pine Straw. Remove and replace mulch each spring to help prevent disease.

Roses require a constant supply of nutrients. Fertilize with **Rose-tone** at the beginning of the growing season and every 4 weeks after. Stop fertilizing mid August to allow roses to harden off before winter.



To help prevent & control common rose diseases, apply **Bonide® Infuse™** as directed. For additional rose systemic disease control, care, products and supplies, visit our Garden Store today!

Variety	ARS	Flower Color	Fragrance	Bloom Cycle	Height	Spread
---------	-----	--------------	-----------	-------------	--------	--------

CLIMBING ROSES Tall growing canes with various types of flowers; usually grown on a fence, trellis or post.

ABOVE ALL	☀	7.5	Salmon-orange blended	🌸🌸	C	10-12'	5-6'
AMERICA	☀	8.2	Coral-pink	🌸🌸🌸	C	10-12'	5-6'
CHERRY FROST	☀	8.8	Cherry red	🌸	R	5-6'	4-5'
DON JUAN	☀	8.3	Velvety dark red	🌸🌸🌸	C	10-12'	5-6'
FRUITY PETALS	☀	7.5	Coral with yellow eye	🌸	R	5-6'	4-5'
GOLDEN OPPORTUNITY	☀	8.0	Golden yellow	🌸🌸	C	8-10'	5-6'
HIGHWIRE FLYER	☀	8.1	Electric hot pink	N	C	6-8'	5-6'
JOSEPH'S COAT	☀	7.6	Multi-color red, pink, orange and yellow	🌸🌸	R	8-10'	4-5'
KISS ME KATE ARBOROSE	☀	8.0	Medium pink	🌸🌸🌸	C	8-10'	4-5'
LADY IN RED	☀	8.0	Dark red	🌸	C	8-10'	5-6'
NEW DAWN	☀	8.4	Light pink	🌸🌸🌸	C	10-12'	5-6'
ZEPHERINE DROUHIN	☀ 🌪	8.1	Cerise pink	🌸🌸🌸	C	10-12'	5-6'

ENGLISH ROSES Introduced by David Austin for their beauty, fragrance, exceptional flowering & disease resistance.

BOSCOBEL	☀	7.7	Rich salmon-pink	🌸🌸🌸	R	3-4'	3-4'
CARDING MILL	☀	8.1	Apricot, large, deeply cupped	🌸🌸🌸	R	3-4'	3-4'
GOLDEN CELEBRATION	☀	8.1	Rich yellow	🌸🌸🌸	R	4-5'	4-5'
LADY OF SHALOTT	☀	7.9	Salmon-pink with golden-yellow reverse	🌸🌸	C	4-5'	3-4'
OLIVIA ROSE AUSTIN	☀	8.5	Soft pink	🌸🌸🌸	R	4-5'	3-4'
PRINCESS ALEXANDRA OF KENT	☀	8.0	Warm pink	🌸🌸🌸	R	3-4'	3-4'
PRINCESS ANNE	☀	8.1	Deep pink	🌸🌸	R	3-4'	3-4'
TRANQUILITY	☀	7.7	White	🌸🌸	R	3-4'	3-4'

ROSE SYMBOL KEY

ARS RATING (American Rose Society) - Ratings are based on a possible 10 points as assigned by the American Rose Society using factors such as fragrance, flower form, vigor, hardiness and disease resistance. N/A= newer variety (not rated yet)

FRAGRANCE

🌸🌸🌸 = Strong

🌸🌸 = Moderate

🌸 = Slight

N = None

BLOOM CYCLE

C = Continuous - Sets buds and blooms throughout the season

R = Recurrent - Sets buds, blooms and rests before setting buds again

Roses

Variety		ARS	Flower Color	Fragrance	Bloom Cycle	Height	Spread
FLORIBUNDA ROSES Clusters of smaller flowers are produced en masse; plants are usually shrubby in form.							
ARCTIC BLUE	☀	7.9	Lilac pink softens to lavender-blue	🦋🦋	C	3-4'	3-4'
BRICK HOUSE	☀	8.1	Deep red	🦋	C	3-4'	3-4'
BURST OF JOY	☀	7.8	Bright orange with yellow reverse	🦋	C	3-4'	3-4'
CELESTIAL NIGHT	☀	8.1	Deep plum-purple w/ raspberry reverse	🦋	C	3-4'	3-4'
CHERRYTINI	★☀	N/A	Deep red	🦋	C	3-4'	3-4'
CHIHULY	☀	7.6	Apricot yellow, orange and red	🦋	C	3-4'	3-4'
DORIS DAY	☀	7.6	Pure golden-yellow with ruffled edges	🦋🦋🦋	C	3-4'	3-4'
DROP DEAD RED	☀	7.5	Intense red	🦋	C	3-4'	3-4'
EASY DOES IT	☀	7.9	Blend of orange, peach and pink	🦋🦋	C	3-4'	3-4'
EASY SPIRIT	☀	8.2	White with cream base	🦋	C	3-4'	3-4'
FASHION FORWARD	★☀	N/A	Medium pink and white bicolor	🦋🦋🦋	C	3-4'	3-4'
JULIA CHILD	☀	8.3	Butter-gold	🦋🦋🦋	C	3-4'	3-4'
KETCHUP & MUSTARD	☀	7.4	Ketchup red with yellow reverse	🦋	R	3-4'	3-4'
LIFE OF THE PARTY	☀	7.8	Soft yellow with pink edges	🦋🦋🦋	C	3-4'	3-4'
LIGHT YEARS AWAY	★☀	N/A	Dark magenta	🦋🦋🦋	C	3-4'	3-4'
OH MY!	☀	7.8	Deep red	🦋	C	3-4'	3-4'
POWERPUFF PINK	☀	N/A	Medium to deep pink	🦋🦋	C	3-4'	3-4'
SCENTIMENTAL	☀	7.8	Burgundy-red swirled with white	🦋🦋🦋	C	3-4'	3-4'
SUNSPRITE	☀	8.3	Deep yellow	🦋🦋🦋	C	3-4'	3-4'
VIOLET'S PRIDE	☀	8.2	Lavender-blue with magenta heart	🦋🦋	C	3-4'	3-4'

GRANDIFLORA ROSES Flowers resemble Hybrid Teas, but are usually smaller and in clusters of 5 to 7.							
ALL DRESSED UP	☀	N/A	Medium pink	🦋🦋	C	5-6'	3-4'
ANNA'S PROMISE	☀	7.4	Golden tan & pink blush bicolor w/copper reverse	🦋🦋	C	5-6'	3-4'
DREAM COME TRUE	☀	7.5	Yellow with ruby-red blush	🦋🦋	C	4-5'	3-4'
HAPPY GO LUCKY	☀	7.6	Pure yellow	🦋🦋	C	4-5'	3-4'
LIVING THE DREAM	★☀	N/A	Yellow gold, blushing magenta	🦋🦋🦋	C	5-6'	3-4'
QUEST FOR ZEST	☀	N/A	Yellow with lighter red	🦋🦋🦋	C	5-6'	3-4'
TWILIGHT ZONE	☀	7.3	Deep velvet purple	🦋🦋🦋	C	4-5'	3-4'

HYBRID TEA ROSES Beautiful, shapely flowers - usually alone on long stems, but occasionally in clusters of 3 to 5.							
ALL MY LOVING	☀	8.1	Cerise pink	🦋🦋	C	4-5'	3-4'
DOUBLE DELIGHT	☀	8.3	Creamy-white edged with red	🦋🦋🦋	C	3-4'	3-4'
ENCHANTED PEACE	☀	7.6	Yellow, orange and pink blend	🦋🦋	C	4-5'	3-4'
FIREFIGHTER	☀	7.8	Velvet rose	🦋🦋🦋	C	4-5'	3-4'
FRAGRANT CLOUD	☀	8.1	Bright coral-red	🦋🦋🦋	C	4-5'	2-3'
FRANCIS MEILLAND	☀	7.6	Shell pink softens to white	🦋🦋🦋	C	5-6'	3-4'
GOOD AS GOLD	☀	7.6	Deep golden-orange with kiss of red	🦋🦋	C	4-5'	3-4'
MAKE ME BLUSH	☀	N/A	Soft yellow with coral-pink blush	🦋🦋	C	4-5'	3-4'
MISTER LINCOLN	☀	8.3	Velvety dark red	🦋🦋🦋	C	4-5'	3-4'
NEIL DIAMOND	☀	7.6	Pink with white stripes	🦋🦋🦋	C	4-5'	3-4'
NOTHING BUT CLASS	★☀	N/A	Dark pink	🦋🦋🦋	C	4-5'	3-4'
PEACE	☀	8.0	Light yellow edged with pink	🦋🦋	C	4-5'	3-4'
PERFUME FACTORY	☀	7.6	Magenta fading lavender-pink	🦋🦋🦋	C	4-5'	3-4'
PICTURE PERFECT	☀	N/A	Fuchsia pink with white reverse	🦋🦋	C	4-5'	3-4'
POPE JOHN PAUL II	☀	7.5	Pure white	🦋🦋🦋	C	4-5'	3-4'

☀ = Sun ☀ = Partial Shade ☀ = Shade 🦋 = Butterfly 🐦 = Hummingbird 🦋 = Fragrant ★ = New Plant for 2026!

Due to the possibility of conditions beyond our control, Bordine's reserves the right to be out of any item at any time.

Roses

Variety	ARS	Flower Color	Fragrance	Bloom Cycle	Height	Spread
MINIATURE ROSES Smaller versions of Floribundas or Hybrid Teas; these compact plants are packed with color!						
ALL A TWITTER	☀	7.5	Bright persimmon orange	🌸	C	1-2' 1-2'
BE MY BABY	☀	7.8	Luminous pink with touch of yellow	🌸	C	1-2' 2-3'
LEMON DROP	☀	7.8	Clear lemon-yellow	🌸	C	1-2' 2-3'
LIFE'S LITTLE PLEASURES	☀	8.1	Lavender-magenta	🌸🌸	C	2-3' 2-3'
PETITE KNOCK OUT	☀	8.3	Red	🌸	C	1-2' 1-2'
SUNBLAZE AUTUMN	☀	N/A	Bright orange-red	🌸	C	1-2' 2-3'
SUNBLAZE DRAGON FRUIT	☀	N/A	Deep pink	🌸	C	1-2' 2-3'
SUNBLAZE RAINBOW	☀	N/A	Orange-red	🌸	C	1-2' 2-3'
SUNBLAZE SALMON	☀	N/A	Salmon-pink	🌸	C	1-2' 1-2'
SUNBLAZE WATERMELON	☀	N/A	Bright red	🌸	C	1-2' 2-3'
TIDDLY WINKS	☀	7.9	Orange-pink with yellow center	🌸	C	1-2' 2-3'

SHRUB ROSES

 Clusters of smaller flowers; very hardy and durable with a wide range of colors and uses.

COSMIC CLOUDS	☀	N/A	Magenta with white reverse	🌸🌸🌸	C	3-4' 3-4'
DRIFT PEACH	☀	7.5	Soft peachy-pink	N	C	1-2' 2-3'
DRIFT RED	☀	7.7	Scarlet-red	N	C	1-2' 2-3'
HANSA	☀	8.4	Vibrant violet-red	🌸🌸🌸	R	4-5' 4-5'
KNOCK OUT DOUBLE PINK	☀	8.3	Bright bubblegum pink	N	C	3-4' 3-4'
KNOCK OUT DOUBLE RED	☀	8.1	Cherry-red	N	C	3-4' 3-4'
KNOCK OUT EASY BEE-ZY	☀	N/A	Bright yellow	🌸🌸	C	3-4' 3-4'
KNOCK OUT ORANGE GLOW	☀	N/A	Bold orange with yellow and pink	N	C	3-4' 3-4'
KNOCK OUT RED	☀	8.3	Cherry-red	N	C	3-4' 3-4'
SULTRY NIGHT	☀	N/A	Magenta with lighter reverse	🌸🌸	C	3-4' 3-4'

Choosing the Right Rose for your Garden

Exceptional Fragrance - Hybrid Tea, Grandiflora, English & Floribunda

Large, Showy Flowers - Hybrid Tea, Grandiflora & English

Ideal for Low Beds & Borders - Miniature & Drift

Low Maintenance - Shrub, Knock Out & Drift



To Insure Success when Planting

bordine's Complete Planting Mix

Specifically formulated by our growers to insure your planting success. This outdoor growing medium contains a balanced blend of natural ingredients including pine bark, peat moss & HydraFiber®



Espoma® Rose-tone

Roses require a constant supply of nutrients. Fertilize with **Rose-tone** at the beginning of the growing season and every 4 weeks after. Stop fertilizing mid August to allow roses to harden off before winter.



Searching for a Specific Plant?
Check out our Plant Library at bordines.com

More detailed information on all of our plants can be found here!



Broadleaf Evergreens

Plant Name		Height	Spread	Flower Color	Blooms	Special Features
AZALEA Provides a spectacular display of color each spring as flowers cover the plants for up to 2 weeks.						
Bixby	☀	2-3'	3-4'	Bright red	May	👉 Single red flowers w/wavy edges; green foliage turns mahogany in fall.
Elsie Lee	☀	3-4'	4-5'	Lavender	May	👉 Semi-double light lavender flowers; green foliage turns bronze in fall.
Girard Crimson	☀	2-3'	4-5'	Crimson red	May	👉 Crimson red flowers; green foliage turns bronze-green in fall.
Girard Rose	☀	3-4'	4-5'	Rose-red	May	👉 Single, deep rose-red flowers; green foliage turns red in fall.
Hot Shot	☀	3-4'	4-5'	Deep orange-red	May	👉 Deep orange-red flowers; green foliage turns bronze-green in fall.
Karen	☀	3-4'	4-5'	Lavender-pink	May	👉 Lavender-pink flowers; green foliage turns bronze-yellow in fall.
Pleasant White	☀	2-3'	4-5'	White	May	👉 White flowers w/creamy centers; green foliage turns bronze-green in fall.
Purple Splendor	☀	3-4'	4-5'	Magenta-purple	May	👉 Magenta-purple flowers w/frilly edges; green foliage turns bronze in fall.
Renee Michelle	☀	2-3'	4-5'	Pink	May	👉 Large pink flowers; green foliage turns bronze-yellow in fall.
Stewartsonian	☀	4-5'	5-6'	Bright red	May	👉 Brick-red flowers; dark green foliage develops wine tint in spring and fall.
Tradition	☀	3-4'	4-5'	Pink	May	👉 Pink flowers; dark green foliage turns bronze-green in fall.
BOXWOOD May be sheared into formal shapes or allowed to grow more naturally. One of the few plants that deer will not eat.						
Baby Gem	☀	2-3'	3-4'	-	-	Glossy, bright green foliage; bronze-green in winter; compact, rounded habit.
Green Gem	☀	3-4'	3-4'	-	-	Small, dark green foliage; retains good winter color; compact, rounded habit.
Green Mountain	☀	4-5'	2-3'	-	-	Bright green foliage; bronze-green winter color; dense, upright habit.
Green Mountain Pyramidal	☀	4-5'	2-3'	-	-	Bright green foliage; bronze-green winter color; prune to maintain shape.
Green Velvet	☀	2-3'	3-4'	-	-	Bright green foliage; retains good winter color; spreading-rounded habit.
Little Missy	☀	2-3'	3-4'	-	-	Dark green foliage; retains good winter color; compact habit.
Winter Gem	☀	3-4'	4-5'	-	-	Bright, glossy green foliage; bronze-green winter color; spreading habit.
EUONYMUS Very colorful and versatile. Can be trimmed into tight habits or allowed to roam and become ground cover-like.						
Emerald Gaiety	☀	2-3'	3-4'	-	-	Small green foliage edged with white; mounded to spreading habit.
Emerald 'N Gold	☀	2-3'	3-4'	-	-	Small green foliage edged with yellow; mounded to spreading habit.
Gold Splash	☀	1-2'	2-3'	-	-	Large green foliage edged with deep golden-yellow; pinkish winter tones.
White Album	☀	1-2'	2-3'	-	-	Large green foliage edged with creamy white; mounded to spreading habit.
HOLLY Cherished for their beautiful, glossy foliage. Blue female varieties produce attractive red fruit in the fall.						
Emerald Magic	☀	2-3'	3-4'	-	-	Small, dark, blue-green foliage turns purplish-green in winter; male pollinator.
Inkberry, Shamrock	☀	4-5'	3-4'	White	May	Glossy bright green foliage; compact, upright habit.
Red Beauty Pyramidal	☀	5-6'	3-4'	White	May	Glossy dark green foliage; bright red berries in fall; upright, pyramidal habit.
Royal Family (Prince/Princess)	☀	6-8'	5-6'	White	May	Male & female plants combines in same pot for reliable red berries in fall.
LEUCOTHOE Prized for their graceful form and multi-season interest. Protect from winter sun and wind for best results.						
Paisley Pup	★	2-3'	3-4'	White	May	👉 Tiny bell-shaped flowers; cream, yellow and pink variegated foliage.
PIERIS Clusters of buds form in late summer, producing beautiful flowers the following spring. Bronze-green fall color.						
Dorothy Wycoff	☀	4-5'	3-4'	Pink-white	April-May	👉 Pale-pink to creamy-white bell-shaped flowers; leathery dark green foliage.
Katsura	☀	5-6'	4-5'	Rose-white	April-May	👉 Rose-white bell-shaped flowers; red new growth matures to dark green.
Mountain Fire	☀	5-6'	4-5'	White	April-May	👉 White bell-shaped flowers; fiery red new growth matures to a dark green.
RHODODENDRON Choose from a wide variety of flower colors, plant sizes, and foliage characteristics. Blooms last up to 2 weeks.						
Dwarf , Ramapo	☀	2-3'	3-4'	Violet	April-May	👉 Pale violet flowers; gray-green foliage; compact-spreading habit.
Largeleaf , Chionoides	☀	4-5'	5-6'	White	May	👉 Ivory-white flowers with yellow centers; compact-spreading habit.
Dandy Man Purple	☀	5-6'	4-5'	Purple	May	👉 Rich purple-lavender flowers; improved hardiness; upright-rounded habit.
Holden	☀	4-5'	5-6'	Rosy pink	May	👉 Rosy-pink flowers; large glossy green foliage; rounded to spreading habit.
Nova Zembla	☀	6-8'	6-8'	Dark red	May	👉 Dark red flowers with darker red spots; rounded habit.
Polar Night	☀	5-6'	5-6'	Dark purple	May	👉 Dark violet-purple flowers with darker blotch; spreading habit.
Purpureum Elegans	☀	5-6'	5-6'	Purple	May	👉 Purple flowers with burgundy blotch; rounded to spreading habit.
Roseum Elegans	☀	6-8'	6-8'	Rosy lavender	May	👉 Rosy-lavender flowers; large dark green foliage; rounded habit.
PJM	☀	4-5'	4-5'	Lavender-pink	May	👉 Medium-sized dark green foliage turns purplish tones in winter.
Landmark	☀	4-5'	4-5'	Purplish-red	May	👉 Medium sized dark green foliage turns mahogany-bronze in winter.
Olga Mezzitt	☀	4-5'	4-5'	Pink	May	👉 Medium-sized green foliage turns light red in winter.
Yaku, Prince	☀	2-3'	3-4'	Pink-white	May	👉 Large green foliage with silvery-white felt-like undersides.

An eastern exposure is the preferred placement for Broadleaf Evergreens. Most of these plants enjoy morning sun for their foliage & flowering vigor, but prefer to keep cool in the afternoon shade. Just as important is the protection during the winter months when strong winds and sunlight can severely damage the leaves and buds.

What's the Buzz About Boxwood?

Click on the QR code for the latest information & care instructions for Boxwoods.



Evergreens-Spreading

Plant Name		Height	Spread	Shape	Special Features
ARBORVITAE These selections have soft textured foliage that needs minimal pruning. Nice in groupings or as a hedge.					
Anna's Magic Ball	☀	1-2'	2-3'	Compact-globe	Bright golden-yellow foliage; bronzy tones in winter.
Danica	☀	1-2'	2-3'	Compact-spreading	Bright emerald-green foliage; retains good color through winter.
Fire Chief	☀	3-4'	3-4'	Compact-rounded	Fine golden foliage with orange-red tips; turns reddish in fall/winter.
Hetz Midget	☀	2-3'	3-4'	Compact-globe	Rich light green foliage; requires very little pruning.
Little Giant	☀	3-4'	3-4'	Compact-globe	Rich green foliage; retains good color through winter.
Mr. Bowling Ball	☀	2-3'	2-3'	Compact-rounded	Dense and fine textured sage-green foliage; requires very little pruning.
Tater Tot	☀	2-3'	2-3'	Compact-rounded	Swirling fan-shaped dark-green foliage; retains good color through winter.
CYPRESS , Siberian, Celtic Pride ☀☀☀ 1-2' 4-5' Low-spreading Bright green, lacy foliage develops russet-purple tones in winter.					
Threadleaf, Mops	☀	2-3'	3-4'	Mounded-spreading	Bright golden thread-like foliage; unique texture and habit.
JUNIPER From ground covers to spreading and rounded shapes, Junipers are a tough and durable evergreen for many uses.					
Andorra, Youngstown	☀	1-2'	5-6'	Wide-spreading	Soft grayish-green foliage turns purplish tones in winter.
Angelica Blue	☀	3-4'	5-6'	Spreading	Bright grey-blue foliage; develops purplish tones in winter.
Blue Pacific	☀	8-12"	5-6'	Low-spreading	Distinctive bright blue-green clustered foliage; good winter color.
Blue Rug	☀	4-6"	5-6'	Ground-hugging	Intense silver-blue foliage all season; develops purplish tones in winter.
Blue Star	☀	2-3'	3-4'	Dense, mounded	Steel blue star-shaped foliage; develops purplish tones in winter.
Calgary Carpet	☀	8-12"	5-6'	Low-spreading	Layered branches with soft green foliage; retains good color through winter.
Gold Lace	☀	3-4'	5-6'	Spreading	Bright golden foliage; retains good winter color.
Procumbens Dwarf	☀	8-12"	5-6'	Low-spreading	Bluish-green foliage; mounded center with trailing branches.
Sea Green	☀	5-6'	6-8'	Spreading	Lacy, bright mint-green foliage on arching branches.
PINE These shrubs have longer needles than other spreading evergreens & add a unique, textured look to the landscape.					
Mugo, Dwarf	☀	4-5'	5-6'	Round-spreading	Dark green needles; grayish-black cones; retains good winter color.
Slowmound	☀	2-3'	3-4'	Globe-spreading	Compact dark green needles; retains good winter color; dense habit.
SPRUCE These slow growing, short-needled varieties require minimal pruning.					
Norway, Birdsnest	☀	2-3'	4-5'	Low-spreading	Green needles; depressed nest-like center.
Elegans	☀	2-3'	4-5'	Mounded-spreading	Green needles; mounded center, maturing to dome-shaped.
Little Gem	☀	2-3'	3-4'	Globe-spreading	Short dark green needles; flat globular habit.
YEW Adaptable for a wide range of conditions, especially for areas with limited sunlight, such as the north side.					
Dark Green Spreader	☀☀☀	3-4'	4-5'	Rounded-spreading	Dark green needles; prune to maintain size & shape.
Densiformis	☀☀☀	3-4'	5-6'	Rounded-spreading	Dark green needles; prune to maintain size & shape.
Dwarf Spreading	☀☀☀	2-3'	3-4'	Rounded-spreading	Dark green needles; compact habit; prune to maintain size & shape.
Everlow	☀☀☀	1-2'	4-5'	Low-spreading	Dark green needles; dense habit; prune to maintain size & shape.

Pruning Evergreens

Reasons for Pruning - In general, most evergreens need minimal pruning. It is important to choose the correct size evergreen for its location when planning a landscape, as it is nearly impossible to correct an overgrown evergreen by pruning. Damage can occur to branches from wind, ice, disease & insect problems. These dead or damaged branches will need to be removed to prevent more damage from occurring. This type of pruning should be done as soon as the need arises, since waiting could allow disease to spread to healthy wood.



Spruces can be trimmed while young to produce a fuller tree by trimming the new growth by 1/3 to 1/2. This should be done after the new growth has hardened off in July. More severe pruning can be done by cutting back into last year's growth, just be sure to make the cut above a side branch or bud.

Pines can be made fuller by trimming new growth back by 1/3 to 1/2, however, do not trim into last year's growth, as they do not possess the dormant buds that the Firs & Spruce do and will not replace the branches removed.

Arborvitae and Junipers can also be kept more compact by cutting back new growth. These plants tend to have a 'dead zone', or interior area where there is no foliage, so cutting back too far exposes the dead zone and is very unsightly. Severe pruning should be done in early spring so the new growth will fill in the exposed areas.

Yews can be trimmed to maintain a formal shape if desired. Their new growth can be trimmed as needed in mid-June. Yews can also have a second light pruning in late September. Do not over prune late in the year.

Broadleaf Evergreens Azalea, Pieris & Rhododendron bloom off of the previous year's growth & should only be pruned immediately after flowering. Boxwood, Euonymous & Holly can be pruned to maintain size & shape in late winter or early spring. Avoid over pruning late in the year.

Evergreens-Tall Under 25'

Plant Name		Height	Spread	Shape	Special Features
ARBORVITAE Soft textured foliage and easy care make Arborvitae an ideal choice for hedges to create visual screens.					
Degroot's Spire	☀️	12-15'	3-4'	Narrow-columnar	Dense, green, fan-shaped foliage with textured appearance; good winter color.
Emerald	☀️	12-15'	3-4'	Narrow-pyramidal	Bright emerald-green foliage; retains good winter color.
Forever Goldy	☀️	12-15'	6-8'	Broad-pyramidal	Bright gold, fan-shaped foliage turns orange-gold in fall.
Green Giant	☀️	20-25'	8-10'	Broad-pyramidal	Lustrous rich green foliage; fast-growing with a graceful branching habit.
Green Screen	☀️	12-15'	5-6'	Compact-pyramidal	Lustrous deep green foliage. Compact, slower growing selection of Green Giant.
Holmstrup	☀️	8-10'	3-4'	Compact-pyramidal	Bright green, fan-shaped foliage; retains good winter color.
Leprechaun	☀️	10-12'	5-6'	Compact-pyramidal	Lustrous bright green foliage; retains good winter color.
Private Jet	☀️	15-20'	4-5'	Compact, upright	Bright green, fan-shaped foliage; retains good winter color.
Sunny Smaragd	☀️	8-10'	3-4'	Upright, pyramidal	Bright yellow, fan-shaped foliage; develops bronze tones in winter.
JUNIPER This group of colorful evergreens is ideal for hedging. Junipers are more suited to withstand heat and drying winds.					
Blue Point	☀️	10-12'	4-5'	Dense, pyramidal	Dense, blue-gray foliage; develops bronzy gray-green color in winter.
Compressa, Gold Cone	☀️	6-8'	2-3'	Narrow-columnar	Bright golden-yellow foliage; develops bronze-gold tones in winter.
Skyrocket	☀️	12-15'	2-3'	Narrow-upright	Bluish-green foliage; develops purplish-gray tones in winter.
Spartan	☀️	12-15'	5-6'	Broad-upright	Brilliant green foliage all season long; color deepens during winter.
Taylor	☀️	12-15'	3-4'	Narrow-upright	Grayish-green foliage; retains good winter color.
Wichita Blue	☀️	12-15'	5-6'	Upright, pyramidal	Bright blue foliage; color softens to a grayish blue-green in winter.
SPRUCE A wide variety of needle colors, plus distinctive branching characteristics.					
Alberta, Dwarf	☀️	8-10'	3-4'	Dense-pyramidal	Short green needles; slow growing; requires little to no pruning.
Jean's Dilly	☀️	5-6'	2-3'	Compact-pyramidal	Very short green needles; very slow growing; requires no pruning.
Rainbow's End	☀️	8-10'	3-4'	Dense-pyramidal	Green needles with creamy-yellow growth in summer; slow growing.
YEW Adaptable for a wide range of conditions, especially for areas with limited sunlight, such as the north side of buildings.					
Capitata	☀️	6-8'	3-4'	Broad-pyramidal	Dark green needles; retains good winter color; easily pruned to maintain shape.
Captain Upright	☀️	6-8'	3-4'	Broad-pyramidal	Soft, dark green needles; good winter color; easily pruned to maintain shape.
Hick's	☀️	6-8'	3-4'	Dense, upright	Dark green needles with lighter green undersides; easily pruned to maintain shape.
Hill's Columnar	☀️	6-8'	3-4'	Compact, upright	Dark green needles with light green undersides; dense habit with flat top.

Evergreens-Tall Over 25'

Plant Name		Height	Spread	Shape	Special Features
FIR These pyramidal types make a fine specimen tree, especially in naturalized areas.					
Canaan	☀️	30-40'	15-20'	Pyramidal	☁️ Lustrous green needles with soft texture and whitish undersides.
Concolor	☀️	40-50'	20-25'	Pyramidal	☁️ Long, upcurved, green to blue-green needles with soft texture.
HEMLOCK, Canadian	☀️	30-40'	15-20'	Spreading-pyramidal	Short, dark green needles on graceful branches; tolerates heavy pruning.
PINE Long needled pines are a favorite for those who like a more open and textured appearance.					
White	☀️	50-60'	25-30'	Wide-pyramidal	Long, blue-green needles with soft texture; pyramidal habit opens with age.
SPRUCE A wide variety of needle colors, plus distinctive branching characteristics. Taller varieties are ideal for screening.					
Colorado, Baby Blue	☀️	25-30'	10-12'	Pyramidal	Bright blue needles with consistent color; more compact than Colorado Blue Spruce.
Norway	☀️	50-60'	20-25'	Pyramidal	Dark green needles; upward-pointed branch tips with pendulous branchlets.
Serbian	☀️	40-50'	12-15'	Pyramidal	Green needles w/whitish undersides; branch tips turn upward to reveal white below.
White, Black Hills	☀️	30-40'	15-20'	Broad-pyramidal	Short, dark green to bluish-green needles; graceful branching habit.

To Insure Success when Planting

When planting perennials, trees & shrubs use **Sphagnum Peat**. Spread 1-2" of Sphagnum Peat over the planting area and thoroughly dig in or rototill to a minimum depth of at least 6-8".



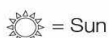
Established acid-loving plants, such as Evergreens, should be fed twice yearly, in spring & late fall. Sprinkle **Holly-tone** around the base of your plants as directed on the bag. If the area to be fed is mulched, it is preferable to remove the mulch, feed & then restore the mulch on top of the application of plant food.

Due to the possibility of conditions beyond our control, Bordine's reserves the right to be out of any item at any time.

Evergreens-Artistic & Unique

Plant Name		Height	Spread	Special Features	
WEeping VARIETIES					
CYPRESS , Nootka, Blue Weeping	☀️	15-20'	6-8'	Dark blue-green foliage on pendulous branches; broad, upright habit.	
LARCH , European Weeping	☀️	6-8'	5-6'	Soft green needles turn yellow in fall before dropping; weeping, pendulous branching.	
PINE , White, Weeping	☀️	6-8'	6-8'	Blue-green needles, soft textured; twisting/pendulous branches form a unique shape.	
SPRUCE , Colorado, The Blues	☀️	5-6'	5-6'	Silvery-blue needles; spreading-to-upright, weeping habit with pendulous branching.	
Norway, Weeping	☀️	6-8'	5-6'	Dark green needles; grows to a individually unique specimen with cascading branches.	
White, Columnar Weeping	☀️	15-20'	5-6'	Grayish-green needles; narrow, columnar habit with downward-weeping branches.	
TOPGRAFTED TREE FORMS					
CYPRESS , Hinoki, Slender Dwarf	☀️	5-6'	3-4'	Dark green, fan-shaped foliage; unique tree with a compact, broad habit.	
Siberian	☀️	4-5'	4-5'	Bright green, lacy foliage turns copper-colored in fall and winter; downward-weeping branches.	
JUNIPER , Blue Star	☀️	4-5'	3-4'	Steel blue, star-shaped foliage develops purplish tones in winter; compact globe habit on stem.	
PINE , White, Blue Shag	☀️	5-6'	3-4'	Light blue-green needles with a soft texture; retains good color in winter; rounded habit on stem.	
SPRUCE , Colorado Blue, Globe	☀️	5-6'	5-6'	Silvery-blue needles; globe shape can mature to broad-upright shape with age if unpruned.	
Norway, Little Gem	☀️	3-4'	3-4'	Green needles; low-spreading shape with dense globe habit; requires little pruning.	
Serbian, Dwarf	☀️	4-5'	3-4'	Green needles with whitish undersides; globe shape matures to broad-upright habit with age.	
POMPON FORMS					
JUNIPER , Sea Green	☀️	Prune to maintain		Bright green foliage, retains good winter color; individually created for specimen use.	
SPIRAL & TIERED FORMS					
ARBORVITAE , Emerald	☀️	Prune to maintain		Soft, bright green foliage; uniquely shaped spiral or tiered form for specimen use.	
JUNIPER , (several varieties)	☀️	Prune to maintain		Green, blue or yellow colored foliage; uniquely shaped spiral or tiered form for specimen use.	
SPRUCE , Alberta Dwarf	☀️	Prune to maintain		Short green needles form dense growth; uniquely shaped spiral or tiered form for specimen use.	
SPREADING UNIQUES					
ARBORVITAE , Whipcord	☀️	3-4'	3-4'	Low-mounding	Long tendrils of glossy green foliage gives a pendulous mop effect.
CYPRESS , Hinoki, Dwarf	☀️	2-3'	2-3'	Compact-globe	Dark green, fan-shaped foliage; slow growing; retains good winter color.
Sawara, Vintage Gold	☀️	2-3'	3-4'	Spreading	Soft, golden, fern-like foliage; turns bronze-gold in winter.
Threadleaf, Mops	☀️	2-3'	3-4'	Low-mounding	Bright golden, thread-like foliage; unique texture and habit.
PINE , White, Blue Shag	☀️	3-4'	4-5'	Rounded	Light blue-green needles with soft texture; compact habit.
SPRUCE , Colorado Blue, Globe	☀️	4-5'	5-6'	Rounded	Silvery-blue needles; matures to broad upright shape with age if unpruned.
Colorado Blue, Montgomery	☀️	4-5'	5-6'	Rounded	Silvery-blue needles; matures to broad upright or cone-shape w/age if unpruned.
TALL UNIQUES					
ARBORVITAE , Franky Boy	☀️	5-6'	3-4'	Broad-upright	Finely textured yellow new growth on lime-green interior; orange-bronze in winter.
BALDCYPRESS	☀️	40-50'	15-20'	Pyramidal	Soft green needles turn russet in fall before dropping; prefers moist soils.
Lindsey's Skyward	☀️	15-20'	5-6'	Narrow-upright	Soft, green, fern-like foliage turns russet in fall before dropping; prefers moist soils.
CYPRESS , Fernsray Gold	☀️	4-5'	4-5'	Broad-upright	Bright yellow to golden, fern-like foliage on arching branches.
Hinoki, Slender	☀️	8-10'	5-6'	Open-pyramidal	Dark green fan-shaped foliage, slightly pendulous tips and arching branches.
Hinoki, Verdoni	☀️	5-6'	4-5'	Broad-upright	Bright yellow, fan-shaped foliage; irregular branches; bronze-yellow in winter.
DAWN REDWOOD	☀️	50-60'	20-25'	Pyramidal	Soft, bright green needles turn orange-red-brown in fall before dropping.
Amber Glow	☀️	25-30'	15-20'	Pyramidal	Bright golden needles turn orange-amber in fall before dropping.
JUNIPER , Compressa	☀️	5-6'	1-2'	Narrow-upright	Dark green foliage with silvery accents; bronze-green winter color.
Compressa, Gold Cone	☀️	6-8'	2-3'	Narrow-upright	Bright golden-yellow foliage; golden-bronze winter color.
PINE , Bosnian, Irish Bell	☀️	8-10'	6-8'	Pyramidal	Stiff, dark green needles; pyramidal habit becomes more bell-shaped with age.
Mugo, Tannenbaum	☀️	8-10'	4-5'	Compact, pyramidal	Short, dark green needles with a hint of gray-blue; retains good winter color.
White-Hybrid, Domingo	☀️	15-20'	10-12'	Broad-pyramidal	Long, soft, blue-green needles; more compact habit than White Pine.
SPRUCE , Colorado, Blue, Monty	☀️	8-10'	5-6'	Broad-upright	Bright, shimmering, frosty-blue needles; retains good winter color.
Norway, Cupressina	☀️	30-40'	6-8'	Narrow-columnar	Short, dark, lustrous green needles on ascending branches.
White, Columnar Weeping	☀️	15-20'	5-6'	Narrow-columnar	Grayish-green needles; downward weeping branches.

SYMBOL KEY



= Sun

These plants need at least 8 hours of direct sunlight.



= Partial Shade

These plants need a minimum of 4 hours of direct sunlight and a maximum of 8 hours. Avoid hot afternoon sun.



= Shade

These plants need less than 4 hours of direct sunlight. Avoid hot afternoon sun.



= Butterfly

These plants attract butterflies.



= Hummingbird

These plants attract hummingbirds.



= Fragrant

These plants have a fragrance.



= New

This plant is new for 2026!

Trees Under 25'

Plant Name	Height	Spread	Flower Color	Blooms	Fall Color	Special Features
ALTHEA TREE Outstanding display of flower color in late summer. Best flowering in full sun. Multi-stemmed varieties listed in the Shrub section.						
Chiffon Blue	8-10'	6-8'	Rich blue	Aug-Sept	Yellow	☞ Large, rich blue flowers with a lacy center.
Chiffon Dark Lavender	8-10'	6-8'	Dark lavender	Aug-Sept	Yellow	☞ Large, dark lavender flowers with a lacy center.
Chiffon Magenta	8-10'	6-8'	Magenta	Aug-Sept	Yellow	☞ Dark, rich magenta flowers with a lacy center.
Chiffon Pink	8-10'	6-8'	Pink	Aug-Sept	Yellow	☞ Large, clear pink flowers with lacy center.
Purple Pillar	8-10'	2-3'	Purple	Aug-Sept	Yellow	☞ Large, semi-double purple flowers with a darker center.
Satin Azurri Blue	8-10'	6-8'	Blue	Aug-Sept	Yellow	☞ Large, single, royal blue flowers with a red center.
Tahiti	6-8'	5-6'	Deep pink-purple	Aug-Sept	Yellow	☞ Semi-double, deep pink-purple flowers with a red eye.
AMELANCHIER Beautiful four-season trees with masses of showy white flowers, followed by small edible fruit that is highly favored by birds.						
Autumn Brilliance	20-25'	15-20'	White	April	Bright red	☞ Edible purplish-black berries in June; food for wildlife.
Robin Hill	20-25'	12-15'	Pinkish-white	April	Orange-red	☞ Edible purple berries in June; food for wildlife.
BIRCH , Little King	8-10'	10-12'	-	-	Yellow	☞ Green foliage; attractive cinnamon-brown peeling bark; rounded habit.
Shiloh Splash	15-20'	10-12'	-	-	Yellow	☞ Green foliage w/ivory edges; attractive cinnamon-brown peeling bark.
CATALPA , Umbrella	12-15'	15-20'	-	-	Yellow	Large, green, heart-shaped foliage; globe to mushroom shaped habit.
CHERRY Cherries offer a wide variety of flower colors and forms, plus several size variances in both weeping and upright varieties.						
First Blush	20-25'	12-15'	Pink	May	Orange-red	☞ Dark green foliage; narrow-upright to oval habit.
Higan Weeping	15-20'	15-20'	Pink	Apr-May	Yellow	☞ Green foliage; wide-spreading, weeping habit.
Kwanzan	20-25'	15-20'	Pink	May	Orange-bronze	☞ Large double flowers; green foliage; vase-shaped habit.
Little Twist	8-10'	6-8'	White	April	Maroon	☞ Pink buds open to white flowers; rounded to spreading habit.
Pink Cascade	10-12'	10-12'	Pink	April	Orange	☞ Green foliage; strong downward weeping habit.
Pink Flair	20-25'	12-15'	Pink	May	Orange-red	☞ Green foliage; narrow-upright habit.
Pink Snow Showers	15-20'	15-20'	Pink	Apr-May	Yellow	☞ Green foliage; weeping branches form a round-spreading canopy.
Snow Fountains	8-10'	10-12'	White	April	Orange/gold/red	☞ Green foliage; semi-double flowers; weeping habit.
CRAB (Flowering Crabapple) Spectacular seasonal color! One of the most versatile and durable flowering trees in a range of flower, foliage and fruit colors.						
Coralburst	8-10'	10-12'	Rose-pink	May	Yellow	☞ Green foliage; 1/2" bronze fruit, sparsely produced.
Gladiator	15-20'	8-10'	Bright pink	May	Reddish-orange	☞ Bronze-purple foliage matures to a purplish-green; 1/2" purple fruit.
Lollipop	8-10'	8-10'	White	May	Yellow	☞ Bright green foliage; 3/8" yellow fruit, sparsely produced.
Perfect Purple	15-20'	15-20'	Pinkish-red	May	Red	☞ Deep purple foliage; 1/2" purplish-red fruit.
Prairifire	15-20'	15-20'	Pinkish-red	May	Orange-red	☞ Maroon-red foliage matures to a red-green; 1/2" dark red fruit.
Royal Raindrops	15-20'	15-20'	Pinkish-red	May	Orange-red	☞ Deep purple foliage matures to a purplish-green; 1/4" red fruit.
Ruby Dayze	20-25'	12-15'	Magenta-pink	May	Orange-red	☞ Purple-red foliage matures to a bronze-purple; 1/4" deep red fruit.
Sparkling Sprite	10-12'	10-12'	Pinkish-white	May	Yellow	☞ Bright green leaves; 1/4" golden-orange fruit.
DOGWOOD Great year-round characteristics; beautiful flowers in spring, colorful summer and fall foliage, interesting winter bark & branching.						
Celestial Shadow	15-20'	12-15'	White	May/June	Pinkish-red	☞ Green foliage with bright yellow margins; red fruit in fall for birds.
Flowering, Cherokee Brave	15-20'	15-20'	Reddish-pink	May	Red	☞ Reddish-pink flowers with a white center; red fruit in fall for birds.
Pink	15-20'	15-20'	Pink	May	Red	☞ Large pink flowers; dark green foliage; red fruit in fall for birds.
Ragin' Red	12-15'	12-15'	Red-purple	May	Burgundy	☞ Red foliage matures to a reddish-green; red fruit in fall for birds.
Super Princess	15-20'	15-20'	White	May	Red	☞ Large white flowers; green foliage; red fruit in fall for birds.
Kousa, Chinese	15-20'	15-20'	White	June	Red	☞ Star-shaped white flowers; green foliage; red fruit in fall for birds.
Scarlet Fire	15-20'	15-20'	Fuschia-pink	June	Reddish-purple	☞ Deep pink to fuschia flowers; green foliage; red fruit in fall for birds.
Summer Fun	12-15'	12-15'	White	June	Red/orange/pink	☞ Wavy green foliage with white margins; red fruit in fall for birds.
Venus	20-25'	15-20'	White	May	Red-purple	☞ Large creamy white flowers; green foliage; sparse orange-red fruit.
FRINGETREE	12-15'	12-15'	White	June	Yellow	☞ Delicate flowers in 6-8" clusters; lustrous, medium green foliage.
GINKGO , Jade Butterflies	12-15'	12-15'	-	-	Yellow	Deeply divided, fan-shaped, bright green foliage; compact-spreading habit.
Mariken Treeform	5-6'	4-5'	-	-	Yellow	Celery-green, fan-shaped foliage; grafted tree w/spreading-rounded top.
Sky Tower	20-25'	6-8'	-	-	Golden-yellow	Unusual fan-shaped foliage; compact, columnar habit; seedless.
HEPTACODIUM , Tianshan	10-12'	8-10'	White	Aug-Sept	Yellow	☞ Creamy white flowers followed by red sepals; tan peeling bark.
HYDRANGEA TREE , Peegee Similar to the bush form in flower and leaf, these have been specially trained to a tree form with a short trunk.						
Berry White	6-8'	5-6'	White	July-Aug	Yellow	☞ Large, cone-shaped, white flowers mature to a dark pink.
Fire Light	6-8'	5-6'	White	July	Yellow	☞ Large, cone-shaped, white flowers mature to pink then rich red.
Limelight	6-8'	6-8'	White	July-Aug	Yellow	☞ Bright lime-green buds open to large, white, cone-shaped flowers.
Limelight Prime	6-8'	5-6'	White	July-Aug	Yellow	☞ Lime-green buds open to full white flowers, maturing to a red-pink.
Little Lime	4-5'	4-5'	White	July-Aug	Yellow	☞ Lime-green buds open to compact, conical, white flowers.
Vanilla Strawberry	6-8'	6-8'	White	July-Aug	Yellow	☞ Large, cone-shaped, white flowers mature to pink and then red.
LILAC TREE Wonderful spring flowers and fragrance in a tree form. Shrub varieties are listed on Page 21.						
Bloomerang Dark Purple	6-8'	5-6'	Purple	May	Yellow	☞ Violet-purple buds open to lavender flowers; may lightly rebloom.
Japanese, Ivory Silk	20-25'	15-20'	White	June	Yellow	☞ Large creamy white flowers; dark green leaves; cherry-like bark.
Snow Dance	15-20'	12-15'	White	June	Yellow	☞ Large white flower clusters; dark green leaves; cherry-like bark.
Korean Dwarf	6-8'	6-8'	Lilac	May	Yellow	☞ Violet-purple buds open to pale lilac flowers; rounded shape.

= Sun
 = Partial Shade
 = Shade
 = Butterfly
 = Hummingbird
 = Fragrant
 = New Plant for 2026!

Trees Under 25'

Plant Name	Height	Spread	Flower Color	Blooms	Fall Color	Special Features
MAGNOLIA Beautiful spring flowers in a variety of colors and shapes; can be made to look more tree-like by pruning lower branches.						
Ann	8-10'	8-10'	Red-purple	May	Yellow-brown	Tulip-shaped flowers; dark green foliage; compact-rounded habit.
Black Tulip	12-15'	8-10'	Burgundy-red	May	Yellow-brown	Large, deep burgundy-red flowers; glossy-green foliage; upright-oval habit.
Jane	10-12'	10-12'	Red-purple	May	Yellow-brown	Reddish-purple flowers with white interiors; upright-rounded habit.
Leonard Messel	15-20'	15-20'	Pinkish-white	May	Yellow-brown	Large, pinkish-white multi-petaled flowers; upright-rounded habit.
Royal Star	10-12'	10-12'	White	April	Yellow-brown	Double, star-shaped, white flowers; upright-rounded habit.
Saucer	15-20'	15-20'	Pink	May	Yellow-brown	Pink saucer-shaped flowers; upright habit, spreading with age.
Saucer, Rustica Rubra	15-20'	15-20'	Pinkish-red	May	Yellow-brown	Pinkish-red and white saucer-shaped flowers; upright-spreading habit.
Sweet Bay	15-20'	12-15'	White	May/June	Semi-evergreen	Creamy-white, lemon-scented flowers; glossy-green foliage; upright habit.
MAPLE Additional Maple varieties may be found in the Trees Over 25' section.						
Paperbark	15-20'	12-15'	-	-	Bronze-red	Bluish-green, 3-lobed foliage; cinnamon-copper bark, exfoliates with age.
MOUNTAIN ASH , Cardinal Royal	20-25'	15-20'	White	May	Yellow	Dark green foliage with silvery undersides; red fruit clusters in fall.
MULBERRY , Weeping Chaparral	10-12'	12-15'	-	-	Yellow	Large bright green foliage; non-fruiting; long, pendulous branches.
PEACH, FLOWERING , Bonfire Patio	4-5'	5-6'	Pink	May	Yellow	Dark red foliage matures to a reddish-green; small fruit produced.
Late Red	15-20'	12-15'	Red	May	Yellow	Double red flowers; dark green foliage; small fruit produced.
Weeping, Crimson Cascade	10-12'	8-10'	Reddish-pink	May	Yellow	Deep maroon foliage matures to a maroon-green; small fruit produced.
PEASHRUB , Siberian Weeping	6-8'	5-6'	Yellow	June	Yellow	Pea-shaped flowers; green foliage; weeping habit w/bronze-yellow bark.
Walker Weeping	4-5'	3-4'	Yellow	June	Yellow	Pea-shaped flowers; fine bright green foliage; compact, weeping habit.
PLUM , Big Cis	12-15'	10-12'	Pink	May	Yellow	Deep purple foliage fades to purplish-green; compact, rounded habit.
Purple Pony	10-12'	10-12'	Pale pink	May	Yellow	Glossy purple foliage fades to purplish-green; upright-rounded habit.
Thundercloud	15-20'	15-20'	Light pink	May	Yellow	Deep purple foliage fades to purplish-green; oval-rounded habit.
REDBUD , Eastern	20-25'	20-25'	Purple-pink	May	Yellow	Pea-shaped flowers along branches; blue-green, heart-shaped foliage.
Garden Gems Amethyst	8-10'	10-12'	Rosy-purple	May	Yellow	Small, dark green, semi-glossy, heart-shaped foliage; compact habit.
Hearts A'Fire	12-15'	12-15'	Pink	May	Burgundy-red	Foliage emerges a blend of burgundy, red & gold, maturing to reddish-green.
Midnight Express	15-20'	20-25'	Pink	May	Purplish-yellow	Deep burgundy, heart-shaped foliage matures to a purplish-green.
Rise 'N' Shine	15-20'	15-20'	Lavender-pink	May	Yellow/orange	Vibrant golden-yellow foliage matures to a chartreuse-green.
Weeping, Golden Falls	6-8'	5-6'	Pink	May	Yellow	Orange-tinged yellow foliage matures to a bright gold; strong weeping habit.
Lavender Twist	6-8'	8-10'	Purple-pink	May	Yellow	Blue-green, heart-shaped foliage; weeping, umbrella-shaped habit.
Purple Rain	6-8'	5-6'	Rosy-purple	May	Yellow	Dark purple, heart-shaped foliage; weeping habit.
Ruby Falls	6-8'	5-6'	Rosy-purple	May	Yellow	Dark ruby heart-shaped leaves emerge in spring, maturing to purple-green
WILLOW , Hakuro Nishiki	10-12'	10-12'	-	-	Yellow	White, pink & green variegated new growth, maturing to lime-green.
Pussywillow, Weeping	6-8'	6-8'	Silver-white	April	Yellow-tan	Soft silvery catkins; dark green foliage with grayish undersides.
WISTERIA TREE , Amethyst Falls	6-8'	8-10'	Violet-blue	May	Yellow	Grape-like flower cluster, may lightly rebloom; prune to maintain tree form.
Blue Moon	6-8'	8-10'	Lilac-blue	May	Yellow	Grape-like flower cluster, may lightly rebloom; prune to maintain tree form.
Kentucky, Aunt Dee	6-8'	8-10'	Light purple	May	Yellow	Grape-like flower cluster, may lightly rebloom; prune to maintain tree form.
WITCHHAZEL , Arnold Promise	10-12'	12-15'	Yellow	March	Golden-yellow	Strap-like yellow flowers; green foliage; vase-shaped habit.

Japanese Maples

Plant Name	Height	Spread	Flower Color	Blooms	Fall Color	Special Features
Mounding Varieties Referred to as Weeping or Laceleaf Maples, these have finely cut or "dissected" foliage & may be trimmed to maintain a smaller size.						
Crimson Queen	6-8'	6-8'	Small reddish - yellow flowers appear in May as the foliage emerges, providing some color.		Brilliant red	Lacy, crimson-red foliage matures to a red-bronze to green in summer.
Inaba Shidare	6-8'	6-8'			Scarlet	Finely-cut, deep red foliage softens to a reddish-green in summer.
Orangeola	6-8'	6-8'			Orange	Finely-cut, bright red foliage matures to a bronze-green in summer.
Spring Delight	5-6'	6-8'			Orange	Finely cut, soft green foliage with red margins emerges in spring.
Tamukeyama	6-8'	6-8'			Red	Deep purplish-red foliage matures to a reddish-green in summer.
Upright Varieties Foliage of upright varieties are referred to as "palmate", usually having 5 or 7 lobes. These varieties have more of a tree appearance.						
Bloodgood	15-20'	15-20'	Small reddish - yellow flowers appear in May as the foliage emerges, providing some color.		Crimson	Deep reddish-purple foliage matures to a reddish-green in summer.
Emperor I	15-20'	12-15'			Red	Deep purplish-red foliage in spring and summer; excellent color retention.
Fireglow	15-20'	12-15'			Crimson-scarlet	Rich burgundy-red foliage in spring and summer; upright habit.
Lion's Head	8-10'	8-10'			Orange-scarlet	Small, dark green, crinkled foliage; compact growth w/upright-rounded habit.
Mikawa Yatsubusa	4-5'	4-5'			Red	Green foliage with red tips in spring; upright, irregular habit.
Rhode Island Red	8-10'	8-10'			Orange-red	Bright red foliage matures to a dark red in summer; rounded-upright habit.
Twombly's Red Sentinel	15-20'	8-10'			Dark red	Intense red foliage matures to a burgundy-green; upright to vase-shaped habit.

Japanese Maples are a unique specimen tree that can add beauty and elegance to most any landscape! Gain the most out of your Japanese Maple by providing the ideal location and environment with these planting tips:

- Achieve best leaf coloration and prevent leaf scorching by planting in areas with mid to late afternoon shade
- Plant in a location protected from northwest winds and southern sun to reduce chance of winter damage
- Plant in a moist, well-drained soil and mulch to maintain cool roots and help maintain moisture level

Choosing the Right Tree for Your Landscape

A properly selected tree can add beauty and value to your landscape. By choosing a tree that is ideal for your yard you can avoid undesired and sometimes costly ramifications down the road. Consider some of the following points.

Mature Height and Spread - Choose a tree that at full maturity will fit in the area that you are planting in. For example, if planting under utility lines choose a tree with a mature height of 25' or less.

Form and Shape - Consider what you want the overall function of the tree to be. A columnar tree is ideal for small areas or where taller screening is desired. Round or vase-shaped trees provide the most overhead coverage and are ideal for providing shade.

Sun, Soil and Moisture Requirements - Plan ahead and check your soil moisture content and how many hours of sunlight the area receives before selecting a tree. Then choose a tree that matches the same requirements to insure success in the decades ahead.

Growth Rate - Fast growing trees will continue to grow fast, so make sure the area where you are planting is large enough for the tree to grow.

Seeds and Fruit - Trees with fruit or seeds provide food for wildlife, however planted near a busy sidewalk or driveway can be messy. Try planting the same tree in a low traffic area to receive the many benefits it has to offer without the added mess close to your front door.

Protecting Your Plants

Mulching Guidelines

Decorative mulches add the finishing touch to any landscape by providing a consistent & colorful covering over the soil. Mulching materials are available in a wide variety of colors and textures to compliment your plant and surroundings.



Improper mulching can cause damage to the bark of trees & shrubs. Avoid "mulch volcanoes" like the one pictured here. Mulch should not be allowed to smother the trunk or stems, which can lead to decay & death of the plant. As a general rule, keep mulch 3-6" away from the base of the plant.



Maintain a mulch area around your trees & shrubs to prevent damage by lawn mowers & string trimmers.

Mulch also helps to conserve moisture & prevent weed growth.



Deer Browsing & Antler Rubs

Here are a few options to protect deer susceptible plants from feeding.

- Netting or fencing
- Deer repellent products
- Plant deer resistant varieties in front of or around susceptible plants to act as a buffer



Antler Rubs

Antler rubs can occur between September and December on younger trees (<4" trunk diameter) or on shrubs with sturdy branching as small as 3/4" diameter. Damage most often includes scraped bark and broken branches, however, young trees may be completely snapped off by this rubbing action. Sturdy trunk guards or fencing barriers are the only way to protect your vulnerable plants during this time of year if male deer are present.

Trees Over 25'

Plant Name	Height	Spread	Flower Color	Blooms	Fall Color	Special Features
BEECH , European, Dawycki Purple	30-40'	8-10'	-	-	Bronze-purple	Glossy dark purple foliage; narrow, upright habit.
Red Obelisk	30-40'	8-10'	-	-	Bronze-purple	Dark purple foliage with crinkled edges; compact-columnar habit.
Tricolor	40-50'	25-30'	-	-	Bronze-purple	Dark purple-green foliage w/rose-pink margins; broad-pyramidal habit.
BIRCH Additional varieties may be found in the Trees Under 25' section.						
Paper, Renaissance Reflection	40-50'	20-25'	-	-	Yellow	Dark green, glossy foliage; light bronze bark turns brilliant white w/ age.
Parkland Pillar	30-40'	6-8'	-	-	Yellow	Dark green foliage; attractive white bark; narrow-upright habit.
River, Heritage	40-50'	25-30'	-	-	Yellow	Green foliage; beautiful salmon-white peeling bark.
Royal Frost	30-40'	20-25'	-	-	Yellow-orange	Crimson foliage turns purple-green in summer; white peeling bark.
BLACK GUM , Northern Splendor	40-50'	25-30'	Green-yellow	May	Brilliant red	Dark green foliage; small blue-black berries in fall.
CATALPA , Northern	40-50'	30-40'	White	June	Yellow-brown	Orchid-like flowers; green heart-shaped foliage; cigar-shaped pods in fall.
GINKGO , Autumn Gold	40-50'	30-40'	-	-	Golden-yellow	Unusual fan-shaped foliage; attractive winter branching; seedless.
HORNBEAM An attractive and reliable option for both formal hedging and urban streetscapes.						
European, Frans Fontaine	30-40'	12-15'	-	-	Yellow	Dark green foliage; very formal, upright habit.
Pyramidal	30-40'	20-25'	-	-	Yellow	Dark green foliage; formal, upright to oval habit.
KATSURATREE	40-50'	25-30'	-	-	Apricot-orange	Bluish-green, heart-shaped foliage; attractive winter branching.
LINDEN , Greenspire	40-50'	25-30'	White	June	Yellow	Dark green, heart-shaped foliage; pyramidal habit w/dense branching.
MAPLE Japanese Maples and other smaller growing Maple varieties may be found on Page 31.						
Norway, Crimson King	30-40'	25-30'	-	-	Reddish-bronze	Deep maroon colored foliage; rounded habit with dense branching.
Crimson Sentry	25-30'	10-12'	-	-	Reddish-bronze	Maroon colored foliage; heavily branched with columnar habit.
Princeton Gold	30-40'	25-30'	-	-	Yellow	Foliage emerges bright yellow, maturing to lime-green; oval-rounded habit.
Norway-Hybrid, Crimson Sunset	30-40'	20-25'	-	-	Reddish-bronze	Glossy, deep purple foliage, holds color into summer; upright habit.
Red, October Glory	40-50'	30-40'	Red	April	Orange-red	Glossy green foliage; broad-oval to rounded habit.
Redpointe	40-50'	25-30'	Red	April	Brilliant red	Rich, deep green foliage; broad-pyramidal habit.
Red Sentinel	40-50'	15-20'	-	-	Bright red	Medium green foliage; narrow habit with dense branching.
Red-Hybrid, Autumn Blaze	50-60'	30-40'	-	-	Orange-red	Rich green foliage; upright-oval habit; fast-growing.
Sugar, Fall Fiesta	50-60'	30-40'	-	-	Yellow/orange/red	Thick, leathery, glossy green foliage; upright-rounded habit.
OAK Once established, Oaks will grow and develop sturdy canopies, providing interesting foliage and bark texture.						
Crimson Spire	40-50'	12-15'	-	-	Crimson-red	Dark green foliage; small acorns in fall; narrow-columnar habit.
Kindred Spirit	30-40'	8-10'	-	-	Yellow-tan	Medium green foliage; small acorns in fall; narrow, tight columnar habit.
Red	50-60'	30-40'	-	-	Russet to bright red	Glossy green foliage; 3/4-1" acorns in fall; rounded habit.
Skinny Genes	30-40'	8-10'	-	-	Yellow-tan	Glossy, dark green foliage; small acorns in fall; narrow, fastigate habit.
Swamp White	50-60'	40-50'	-	-	Yellow-bronze	Wavy green foliage with velvety-gray undersides; native to Michigan.
PLANETREE , London, Exclamation	50-60'	25-30'	-	-	Yellow	Large maple-like foliage; attractive peeling & flaking bark.
SWEETGUM , Happidaze	40-50'	25-30'	-	-	Orange/red/burgundy	Green, star-shaped foliage; upright-pyramidal habit; mostly seedless.
Slender Silhouette	30-40'	6-8'	-	-	Orange-burgundy	Deep green, star-shaped foliage; narrow-columnar habit; seedless.
TULIPTREE	50-60'	30-40'	Yellow/orange	June	Golden-yellow	Distinctive green foliage; upright-oval habit; Michigan native.
Emerald City	40-50'	20-25'	Green-yellow	June	Clear yellow	Distinctive, dark green, glossy foliage; upright to oval habit.
Majestic Beauty	40-50'	25-30'	Green-yellow	June	Golden-yellow	Distinctive green foliage edged in yellow; turns chartreuse in summer.
WILLOW , Golden Curls	30-40'	20-25'	-	-	Golden	Green foliage; golden-yellow twisted stems and twigs; oval-rounded habit.
Niobe Weeping	50-60'	50-60'	-	-	Golden	Green foliage; golden weeping branches with a wide spreading habit.
YELLOWWOOD , American	30-40'	25-30'	White	June	Golden-yellow	Bright green foliage; drooping panicles in June followed by 4" pods.
ZELKOVA , Musashino Columnar	30-40'	12-15'	-	-	Rusty-orange	Medium green foliage; narrow habit with upright branching.

To Insure Success when Planting

MYKE® Tree & Shrub Transplanter

Receive a 5 year warranty on trees & shrubs purchased from us when you also purchase and use MYKE® tree & shrub transplanter (excludes the Ericaceae plant family like Rhododendrons and Blueberries) MYKE® contains natural mycorrhizae which enhances root and shoot growth.

* In order for the MYKE® warranty to apply, plants and the recommended amount of MYKE® must be purchased on the same receipt.



Bonide® Root & Grow® Root Stimulator & Plant Starter

Helps get flowers, trees & shrubs off to a strong start. Stimulates early root formation, stronger root development.



bordine's Complete Planting Mix

Specifically formulated by our growers to insure your planting success! This outdoor growing medium contains a balanced blend of natural ingredients including pine bark, peat moss & HydraFiber®



Fruit Trees

Plant Name		Height	Spread	Harvest Time	Fruit Color	Fruit	Pollinator
APPLE , Gala Semi-Dwarf	☀	12-15'	12-15'	Sept 1-15	Red blush	Firm, crisp texture; sweet flavor	Requires a second variety
Ginger Gold Semi-Dwarf	☀	12-15'	12-15'	August 15-30	Yellow-green	Crisp flesh with mild tart flavor	Requires a second variety
Golden Delicious Semi-Dwarf	☀	12-15'	12-15'	Sept 25-Oct 5	Golden-yellow	Crisp texture with sweet flavor	Requires a second variety
Granny Smith Semi-Dwarf	☀	12-15'	12-15'	Nov 1-15	Shiny green	Tart flavor	Requires a second variety
Honeycrisp Semi-Dwarf	☀	12-15'	12-15'	Sept 15-30	Red w/yellow	Very crisp texture; sweet & juicy	Requires a second variety
McIntosh Semi-Dwarf	☀	12-15'	12-15'	Sept 15-30	Cherry red w/yellow	Firm flesh with tart flavor	Requires a second variety
Pink Pearl Semi-Dwarf	☀	12-15'	12-15'	October 15-30	Cream w/pale green	Pink flesh with sweet/tart flavor	Requires a second variety
Red Delicious Semi-Dwarf	☀	12-15'	12-15'	October 1-15	Bright red	Crisp flesh with sweet flavor	Requires a second variety
Red Fuji Semi-Dwarf	☀	12-15'	12-15'	Nov 1-10	Pinkish-red	Firm, crunchy; sweet-tart flavor	Requires a second variety
Red Prairie Spy Semi-Dwarf	☀	12-15'	12-15'	October 1-15	Red	Firm flesh with tart flavor	Requires a second variety
Zestar Semi-Dwarf	☀	12-15'	12-15'	August 15-30	Red	Crisp with sweet to tart flavor	Requires a second variety
APRICOT , Goldcot Dwarf	☀	8-10'	8-10'	July 20-30	Golden	Firm orange flesh w/sweet flavor	Self-pollinating
Moorpark	☀	20-25'	20-25'	July 20-30	Red	Orange w/sweet flavor; freestone	Self-pollinating
Tilton Dwarf	☀	8-10'	8-10'	July 1-15	Orange w/red	Golden flesh w/sweet-tart flavor	Requires a second variety
CHERRY , Bing Semi-Dwarf	☀	12-15'	10-12'	July 5-15	Deep wine-red	Firm, reddish-purple w/sweet flavor	Requires a second variety
Black Tartarian Semi-Dwarf	☀	12-15'	10-12'	July 1-15	Purplish-black	Tender with sweet flavor	Requires a second variety
Craig's Crimson Semi-Dwarf	☀	12-15'	10-12'	July 20-Aug 10	Dark red	Spicy-sweet flavor	Self-pollinating
Evans Bali Semi-Dwarf	☀	12-15'	10-12'	July 15-30	Dark red	Semi-firm with sweet-tart flavor	Self-pollinating
Lapin Semi-Dwarf	☀	12-15'	10-12'	July 15-30	Deep purple	Large; light red with sweet flavor	Self-pollinating
Montmorency Semi-Dwarf	☀	12-15'	12-15'	June 20-July 5	Bright red	Tender yellow with tart flavor	Self-pollinating
Rainier Semi-Dwarf	☀	12-15'	10-12'	July 1-15	Golden yellow	Yellow with sweet flavor	Requires a second variety
Sweet Cherry Pie Semi-Dwarf	☀	12-15'	12-15'	June 20-July 5	Bright red	Tender yellow with sweet flavor	Self-pollinating
MULBERRY , Trader	☀	30-40'	25-30'	July-Sept	Purple	Large purple with sweet flavor	Self-pollinating
Weeping - Fruiting	☀	10-12'	12-15'	July-Aug	Reddish-black	Reddish-black with sweet flavor	Self-pollinating
NECTARINE , Arctic Glo Dwarf	☀	8-10'	8-10'	August 1-15	Crimson w/cream	Firm white/red with sweet flavor	Self-pollinating
Fantasia Dwarf	☀	8-10'	8-10'	Aug 15-Sept 10	Red w/yellow blush	Firm yellow with sweet flavor	Self-pollinating
Mericrest Dwarf	☀	8-10'	8-10'	August 10-25	Bright red	Bright yellow with tangy flavor	Requires a second variety
PEACH , Contender Semi-Dwarf	☀	10-12'	10-12'	August 15-30	Red w/yellow blush	Sweet yellow flesh; freestone	Self-pollinating
Elberta Semi-Dwarf	☀	12-15'	12-15'	Aug 25-Sept 10	Yellow w/red blush	Sweet yellow flesh; freestone	Self-pollinating
Polly Semi-Dwarf	☀	12-15'	12-15'	Aug 15-30	White w/red blush	Sweet white flesh; freestone	Self-pollinating
Redhaven Semi-Dwarf	☀	10-12'	10-12'	August 1-15	Yellow w/red blush	Sweet yellow flesh; freestone	Self-pollinating
Reliance Semi-Dwarf	☀	10-12'	10-12'	August 1-15	Yellow w/red blush	Sweet yellow flesh; freestone	Self-pollinating
PEAR , Anjou Semi-Dwarf	☀	12-15'	10-12'	August 15-30	Green w/yellow blush	Large, firm, sweet	Requires a second variety
Asian, Shinko Dwarf	☀	12-15'	10-12'	Aug 25-Sept 10	Golden brown	Crisp and sweet	Requires a second variety
Asian, Tawara Semi-Dwarf	☀	12-15'	10-12'	Aug 25-Sept 10	Light brown	Large, crisp, sweet	Requires a second variety
Bartlett Semi-Dwarf	☀	12-15'	10-12'	Aug 25-Sept 10	Yellow	Medium-large, firm, sweet	Requires a second variety
Bosc Semi-Dwarf	☀	12-15'	10-12'	October 1-15	Russet brown	Medium-large, tender, smooth	Requires a second variety
Comice Semi-Dwarf	☀	12-15'	10-12'	August 15-30	Yellow w/red blush	Tender and sweet	Requires a second variety
Moonglow Semi-Dwarf	☀	12-15'	12-15'	Aug 15-Sept 15	Yellow w/pink blush	Medium-large, juicy, sweet	Requires a second variety
Red Bartlett Semi-Dwarf	☀	12-15'	10-12'	Sept 15-30	Bright to deep red	Large, golden-white; sweet	Requires a second variety
Summercrisp Semi-Dwarf	☀	12-15'	10-12'	August 10-25	Green w/red blush	Crisp and sweet	Requires a second variety
PLUM , Italian Prune Dwarf	☀	8-10'	8-10'	Aug 25-Sept 10	Dark blue	Firm yellow flesh, sweet; freestone	Self-pollinating
Stanley Prune Dwarf	☀	8-10'	8-10'	Aug 25-Sept 10	Dark blue	Firm yellow flesh, sweet; freestone	Self-pollinating

fruit tree pollination basics

Fruit tree pollination is the process by which pollen from the male flower parts are transferred to the female parts by pollinating insects, thus resulting in seed and fruit development. Weather plays a vital role during the flowering period. Frost/freeze events, prolonged rains or high winds can reduce pollination success and therefore quantity of fruit. Bee activity is critical, so having other inviting spring blooming plants nearby will increase your chances of successful pollination.

Selected tree varieties are able to produce fruit on their own, hence the term *SELF-POLLINATING*. Most **Apricot**, **Tart Cherry**, **Nectarine**, **Peach** and **European Plum** fall into this category. However, heavier crops will occur if a different variety of that type is available to cross-pollinate with.

The remaining tree varieties, including **Apple**, **Pear**, **Sweet Cherry** and **Japanese Plum** require a *SECOND VARIETY* of the same tree type to properly cross-pollinate with. Please note that 2 trees of the same variety will not pollinate each other. Locate cross-pollinating varieties within 50' of one another to help insure bee activity and pollen exchange between the trees.



Small Fruits

Plant Name		Height	Spread	Harvest Time	Fruit Color	Fruit	Pollinator
ARONIA BERRY , Black, Viking	☀️	4-5'	4-5'	September	Lustrous black	Astringent, like a dry red wine	Self-pollinating
BLACKBERRY , Baby Cakes	☀️	3-4'	3-4'	Aug-Sept	Black	Medium w/sweet flavor; thornless	Self-pollinating
Taste of Heaven	★☀️	3-4'	3-4'	Aug-Sept	Black	Large w/rich sweet flavor; thornless	Self-pollinating
Triple Crown	☀️	4-5'	4-5'	July	Black	Large w/sweet flavor; thornless	Self-pollinating
BLUEBERRY , Bluejay	☀️	6-8'	6-8'	Late July-early Aug	Blue	Medium with sweet flavor	More fruit w/second variety
Blueray	☀️	5-6'	5-6'	Late July-early Aug	Blue	Large with sweet flavor	More fruit w/second variety
Duke	☀️	5-6'	5-6'	Early-mid July	Light blue	Large with sweet flavor	More fruit w/second variety
Jelly Bean	☀️	1-2'	1-2'	Mid-late July	Blue	Large with sweet flavor	More fruit w/second variety
Jersey	☀️	5-6'	5-6'	Late July-mid Aug	Dark blue	Sweet flavor	More fruit w/second variety
Northland	☀️	4-5'	4-5'	Mid-late July	Dark blue	Sweet wild berry flavor	More fruit w/second variety
Patriot	☀️	5-6'	5-6'	Early-mid July	Light blue	Very large; tangy-sweet flavor	More fruit w/second variety
Peach Sorbet	☀️	1-2'	2-3'	Mid-late July	Blue	Medium with sweet flavor	More fruit w/second variety
Perpetua	☀️	4-5'	3-4'	Mid-summer	Blue	Sweet flavor; repeat fruiting in fall	More fruit w/second variety
Pink Icing	☀️	2-3'	3-4'	Early-mid July	Blue	Large with sweet flavor	More fruit w/second variety
CHERRY , Bush, Carmine Jewel	☀️	5-6'	5-6'	July 1-15	Purple-red	Sweet-tart flavor	Self-pollinating
Bush, Juliet	☀️	6-8'	4-5'	July 15-30	Dark red	Red flesh w/sweet flavor	Self-pollinating
Bush, Romeo	☀️	6-8'	5-6'	July 15-30	Dark red	Red flesh with tart flavor	Self-pollinating
ELDERBERRY , Adams	☀️	8-10'	8-10'	Aug-Sept	Bluish-black	Clusters of fruit rich in vitamin C	More fruit w/second variety
York	☀️	8-10'	8-10'	Aug-Sept	Purplish-black	Clusters of fruit rich in vitamin C	More fruit w/second variety
GOOSEBERRY , Hinnomaki Red	☀️	5-6'	5-6'	August	Red	Large with excellent flavor	Self-pollinating
GRAPE , Canadice Seedless	☀️	Depends on training		Late Aug-early Sept	Red	Seedless, sweet flavor	Self-pollinating
Concord Seedless	☀️	Depends on training		Mid-late Sept	Blue-black	Seedless, sweet flavor	Self-pollinating
Himrod Seedless	☀️	Depends on training		Late Aug-early Sept	Golden-yellow	Seedless, sweet flavor	Self-pollinating
Reliance Seedless	☀️	Depends on training		Late Aug-early Sept	Red	Seedless, sweet flavor	Self-pollinating
Somerset Seedless	☀️	Depends on training		Aug-September	Deep red	Seedless, sweet flavor	Self-pollinating
St Theresa Seedless	☀️	Depends on training		Early-mid Sept	Purple	Seedless, sweet flavor	Self-pollinating
HONEYBERRY , Yezberry Maxie	☀️	5-6'	5-6'	June-July	Blue	Large, oval, sweet	Requires a second variety
Yezberry Solo	☀️	5-6'	5-6'	June-July	Blue	Large, oval, sweet	Requires a second variety
JOSTABERRY	☀️	4-5'	3-4'	July	Jet black	Sweet to tart flavor	Self-pollinating
KIWI VINE , Issai	☀️	12-15'	-	September	Green	Smooth-skinned, sweet flavor	Self-pollinating
Prolific	☀️	12-15'	-	September	Green	Smooth-skinned, sweet flavor	Self-pollinating
RASPBERRY , Caroline	☀️	4-5'	2-3'	August-frost	Red	Large with sweet flavor	Self-pollinating
Fallgold	☀️	3-4'	2-3'	July and Sept	Yellow	Large, sweet; produces twice	Self-pollinating
Glencoe	☀️	3-4'	2-3'	July	Reddish-purple	Intense flavor	Self-pollinating
Heritage	☀️	3-4'	3-4'	July-Frost	Red	Large with sweet flavor	Self-pollinating
Kokanee	★☀️	4-5'	2-3'	July and Sept	Red	Large, sweet; produces twice	Self-pollinating
Latham	☀️	4-5'	2-3'	July	Red	Large with sweet flavor	Self-pollinating
Nova Red	☀️	4-5'	2-3'	July	Red	Medium with sweet flavor	Self-pollinating
SASKATOON , Regent	☀️	5-6'	5-6'	June-July	Purple-black	Large with sweet flavor	Self-pollinating
Smokey	☀️	8-10'	6-8'	June-July	Purple	Large with sweet flavor	Self-pollinating
SEA BERRY , Garden's Gift	☀️	6-8'	6-8'	August	Dark orange	Large, aromatic and rich flavor	Requires male pollinator
Male Pollinator	☀️	6-8'	6-8'	None	None	None produced	Pollinates female plants
Orange Energy	☀️	6-8'	6-8'	Aug-Sept	Orange	Large, juicy, flavorful	Requires male pollinator

fruit tree pollination basics (continued)

• APPLE - Requires a second variety

These varieties have a wide range of bloom times. Compatible cross pollinators should bloom at about the same time, so select from the same or adjoining groups; an early and late variety together will not bloom together, but an early+mid or mid+late combination should be successful.

Some Apple varieties may be listed twice due to range of bloom:

- **EARLY:** McIntosh, Zestar
- **MID:** Gala, Golden Delicious, Honeycrisp, McIntosh, Pink Pearl, Red Delicious, Red Fuji
- **LATE:** Golden Delicious, Granny Smith, Red Prairie Spy

Flowering Crab varieties can provide pollen as well -

EARLY/MID: Sparkling Sprite • **MID:** Coralburst, Perfect Purple, Prairifire, Royal Raindrops, Ruby Dayze
MID/LATE: Gladiator, Lollipop

• APRICOT - Most Varieties Self-Pollinating

• **CHERRY (SWEET) - Requires a second variety (Sweet only)**
 Bing, Black Tartarian, Lapin, Rainier

• **CHERRY (TART) - Self-Pollinating** Craig's Crimson, Evans Bali, Montmorency, Sweet Cherry Pie

• **MULBERRY - Self-Pollinating**

• **NECTARINE - Self-Pollinating**

• **PEACH - Self-Pollinating**

• **PEAR - Requires a second variety**

Asian Pears can be pollinated by a different Asian Pear, or also by Bartlett or Bosc. Other Pear varieties are fully compatible.

• **PLUM (EUROPEAN) - Self-Pollinating** Italian Prune, Stanley Prune

• **PLUM (JAPANESE) - Requires a second variety (Japanese only)**

Plant Finder

A

Plant Name:	Page Number:
Abies (Fir)	28
Acanthus (Bear's Breech)	12
Acer (Maple)	31,33
Achillea (Yarrow)	17
Actaea (Cimicifuga)	4
Actinidia (Kiwi)	35
Adiantum (Fern)	5
African Lily	12
Agapanthus (African Lily)	12
Agastache	12
Ajuga	8
Alcea (Hollyhock)	15
Alchemilla (Lady's Mantle)	15
Allium	12
Almond Flowering	18
Althea, Shrub	18
Althea, Tree	30
Alum Root (Coral Bells)	4
Amelanchier	18,30
Amelanchier (Saskatoon)	35
Amsonia (Blue Star)	12
Andropogon (Big Bluestem Grass)	10
Anemone	12
Annise Hyssop (Agastache)	12
Apple	34
Apricot	34
Aquilegia (Columbine)	13
Aralia	4
Arborvitae	27-29
Archangel (Lamiaeum)	8
Arctostaphylos (Bearberry)	8
Aristolochia (Dutchman's Pipe)	7
Armeria	12
Aronia	18
Aronia Berry	35
Artemisia	12
Aruncus (Goat's Beard)	5
Asarum (Ginger)	8
Asclepias (Butterfly Flower or Milkweed)	16
Asiatic Lilies (Lilies)	9
Asplenium (Fern)	5
Aster, Perennial	12
Astilbe	4
Athyrium (Fern)	5
Avens (Geum)	14
Azalea	18,26

B

Bachelor Button	12
Baldcypress	29
Balloon Flower	12
Bamboo	10
Baptisia	12
Barberry	18
Barrenwort	4
Bayberry	18
Bearberry	8
Beardtongue (Penstemon)	16
Bear's Breech	12
Bee Balm	12
Beech	33
Bellflower	12
Berberis (Barberry)	18
Bergamot (Bee Balm)	12
Bergenia	4
Bethlehem Sage (Pulmonaria)	5
Betony	12
Betula (Birch)	30,33
Big Bluestem Grass	10
Birch	30,33
Black Cohosh (Cimicifuga)	4
Black Eyed Susan (Rudbeckia)	16

B (con't)

Plant Name:	Page Number:
Black Gum	33
Black Mondo Grass	10
Blackberry	35
Blanket Flower (Gaillardia)	14
Blazing Star (Liatris)	15
Bleeding Heart	4,12
Blood Grass	10
Blue Clips (Bellflower)	12
Blue False Indigo (Baptisia)	12
Blue Fescue Grass	10
Blue Star	12
Blue Star Creeper	8
Bluebeard	18
Blueberry	35
Blue-Eyed Grass	12
Boxwood	26
Brass Buttons	8
Broom	18
Brunnera	4
Buckthorn	18
Buddleia (Butterfly Bush)	19
Bugbane (Cimicifuga)	4
Bugleweed (Ajuga)	8
Burning Bush, Shrub	19
Butterfly Bush	19
Butterfly Flower (Milkweed)	16
Butterfly Weed (Milkweed)	16
Buxus (Boxwood)	26

C

Calamagrostis (Feather Reed Grass)	10
Calamint	12
Calamintha (Calamint)	12
Callirhoe (Purple Poppy Mallow)	9
Campanula (Bellflower)	12
Campion (Lychnis)	16
Campsis (Trumpet Vine)	7
Candytuft	12
Caragana (Peashrub)	31
Carex (Sedge)	10
Carpet Phlox (Phlox, Creeping)	8
Carpinus (Hornbeam)	33
Caryopteris (Bluebeard)	18
Catalpa	30,33
Catananche (Cupid's Dart)	13
Catchfly (Lychnis)	16
Catmint	13
Cedar, White (Arborvitae)	27-29
Centaurea (Bachelor Button)	12
Centranthus (Jupiter's Beard)	15
Cerastium (Snow in Summer)	17
Ceratostigma (Plumbago)	8
Cercidiphyllum (Katsuratree)	33
Cercis (Redbud)	31
Chamaecyparis (Cypress)	27,29
Chameleon Plant (Houttuynia)	8
Chasmanthium (Northern Sea Oats)	10
Cheddar Pinks (Dianthus)	14
Cheilanthes (Fern)	5
Chelone (Turtlehead)	5
Cherry, Flowering	30
Cherry, Fruiting	34-35
Chionanthus (Fringetree)	30
Christmas Rose (Helleborus)	5
Cimicifuga	4
Cinquefoil (Potentilla)	21
Cladrastis (Yellowwood)	33
Clematis	7
Clethra	19
Clover	8
Columbine	13
Coneflower	13

C (con't)

Plant Name:	Page Number:
Convallaria (Lily of the Valley)	8
Coral Bells	4
Coreopsis	13
Cornus (Dogwood)	19,30
Corsican Pearlwort (Moss)	8
Corydalis	4
Cotinus (Smokebush)	21
Cotoneaster	19
Cottage Pinks (Dianthus)	14
Crab	30
Cranesbill (Geranium)	14
Creeping Phlox (Phlox)	8
Crococsmia	13
Cupid's Dart	13
Cushion Spurge (Spurge)	17
Cypress	27,29
Cypress Siberian	27
Cytisus (Broom)	18

D

Daisy	13
Dawn Redwood	29
Daylily	11
Dead Nettle (Lamium)	8
Delosperma (Ice Plant)	8
Delphinium	14
Desert Candle (Yucca)	17
Deutzia	19
Dianthus	14
Dicentra (Bleeding Heart)	4,12
Diervilla	19
Digitalis (Foxglove)	14
Dogwood	19,30
Dryopteris (Fern)	5
Dutchman's Pipe	7

E

Echinacea (Coneflower)	13
Elder	19
Elderberry	35
English Ivy (Ivy)	8
Epimedium (Barrenwort)	4
Erianthus (Ravenna Grass)	10
Eryngium (Sea Holly)	17
Euonymus	26
Euonymus (Burning Bush)	19
Eupatorium (Joe Pye)	15
Euphorbia (Spurge)	17
Evening Primrose	14

F

Fagus (Beech)	33
False Indigo (Baptisia)	12
False Spirea (Astilbe)	4
False Sunflower (Sunflower)	17
Fargesia (Bamboo)	10
Feather Flower (Astilbe)	4
Feather Reed Grass	10
Fern	5
Festuca (Blue Fescue Grass)	10
Fiesta Daisy (Gaillardia)	14
Fir	28
Flame Grass (Maiden Grass)	10
Foamflower	5
Foamy Bells (Heucherella)	5
Forsythia	19
Fothergilla	19
Fountain Grass	10
Foxglove	14
Fringetree	30

G

Plant Name:	Page Number:
Gaillardia	14
Galium (Sweet Woodruff)	9
Gaultheria (Wintergreen)	9
Gaura	14
Gayfeather (Liatris)	15
Geranium, Perennial	14
Geum	14
Ginger	8
Ginkgo	30,33
Goat's Beard	5
Goldenrod	14
Gooseberry	35
Grapes	35
Grass, Perennial	10

H

Hakonechloa	10
Hamamelis (Witchhazel)	31
Hardy Pampas Grass (Ravenna Grass)	10
Harebell (Bellflower)	12
Hedera helix (Ivy)	8
Helenium (Helen's Flower)	14
Helen's Flower	14
Heliopsis (Sunflower)	17
Helleborus	5
Hemerocallis (Daylily)	11
Hemlock, Canadian	28
Hens & Chicks	8
Heptacodium	30
Herniaria (Rupturewort)	9
Heuchera (Coral Bells)	4
Heucherella	5
Hibiscus (Althea)	18,30
Hibiscus, Perennial	15
Hippophae (Sea Berry)	35
Holly	26
Holly, Winterberry	19
Hollyhock	15
Honeyberry	35
Honeysuckle, Vine	7
Hornbeam	33
Horsemint (Bee Balm)	12
Hosta	6
Houttuynia	8
Hydrangea, Climbing	7
Hydrangea, Shrub	20
Hydrangea, Tree	30
Hypericum	21

I

Iberis (Candytuft)	12
Ice Plant	8
Ilex (Holly)	19,26
Imperata (Blood Grass)	10
Iris	8,15
Isotoma (Blue Star Creeper)	8
Itea (Sweetpire)	22
Ivy, Boston	7
Ivy, English	8
Ivy, Virginia Creeper	7

J

Jacob's Ladder	5
Japanese Maple (Maple)	31
Japanese Spurge (Pachysandra)	8
Joe Pye	15
Jostaberry	35
Juneberry (Amelanchier)	18,30,35
Juniper	27-29
Juniperus (Juniper)	27-29
Jupiter's Beard	15

K

Plant Name:	Page Number:
Katsuratree	33
Kerria, Japanese	21
Kiwi	35
Kniphofia (Poker Plant)	16

L

Lady's Mantle	15
Lamb's Ear	15
Lamiastrum	8
Lamium	8
Larch	29
Larix decidua (Larch)	29
Larkspur (Delphinium)	14
Lavandula (Lavender)	15
Lavender	15
Leadwort (Plumbago)	8
Lenten Rose (Helleborus)	5
Leptinella (Brass Buttons)	8
Leucanthemum (Daisy)	13
Leucothoe	26
Liatris	15
Ligularia	5
Ligustrum (Privet)	21
Lilac	21,30
Lilies	9
Lily of the Valley	8
Lily of the Valley (Pieris)	26
Lilyturf (Liriope)	8
Linden	33
Liquidambar (Sweetgum)	33
Liriodendron (Tuliptree)	33
Liriope	8
Little Bluestem Grass	10
Live Forever (Sedum)	17
Lonicera (Honeyberry)	35
Lonicera (Honeysuckle)	7
Lungwort (Pulmonaria)	5
Lupine	15
Lychnis	16

M

Magnolia	31
Maiden Grass	10
Maiden Pinks (Dianthus)	14
Maidenhair Tree (Ginkgo)	30,33
Maltese Cross (Lychnis)	16
Malus (Apple or Crab)	30,34
Maple	31,33
Matteuccia (Fern)	5
Mazus	8
Meadow Sage (Salvia)	17
Mertensia (Virginia Bluebells)	5
Metasequoia (Dawn Redwood)	29
Michaelmas Daisy (Aster)	12
Microbiota (Cypress Siberian)	27
Milkweed	16
Miscanthus (Maiden Grass)	10
Missouri Primrose (Evening Primrose)	14
Mist Flower (Joe Pye)	15
Mockorange	21
Monarda (Bee Balm)	12
Mondo Grass (Black Mondo Grass)	10
Montauk Daisy (Daisy)	13
Montbretia (Crocasmia)	13
Morus (Mulberry)	31,34
Moss	8
Mountain Ash	31
Mulberry	31
Mulberry, Fruiting	34
Myrica (Bayberry)	18
Myrtille	8

N

Plant Name:	Page Number:
Native Perennials	11
Nectarine	34
Nepeta (Catmint)	13
Ninebark	21
Nipponanthemum (Montauk Daisy)	13
Northern Sea Oats	10
Nyssa (Black Gum)	33

O

Oak	33
Oenothera (Evening Primrose)	14
Onoclea (Fern)	5
Ophiopogon (Black Mondo Grass)	10
Oregano	16
Oriental Lilies (Lilies)	9
Origanum (Oregano)	16
Ornamental Onion (Allium)	12
Osmunda (Fern)	5
Oxalis (Shamrock)	5

P

Pachysandra	8
Pampas Grass (Ravenna Grass)	10
Panicum (Switch Grass)	10
Papaver (Poppy)	16
Parthenocissus (Ivy)	7
Peach, Flowering	31
Peach, Fruiting	34
Pear, Fruiting	34
Pearwort (Irish Moss)	8
Peashrub	31
Pennisetum (Fountain Grass)	10
Penstemon	16
Peony	16
Periwinkle (Myrtle)	8
Perovskia (Russian Sage)	16
Philadelphus (Mockorange)	21
Phlox, Creeping	8
Phlox, Garden	16
Physocarpus (Ninebark)	21
Picea (Spruce)	27-29
Pieris	26
Pig Squeak (Bergenia)	4
Pincushion	16
Pine	27-29
Pinks (Dianthus)	14
Pinus (Pine)	27-29
Planetree	33
Plantain Lily (Hosta)	6
Platanus (Planetree)	33
Platycodon (Balloon Flower)	12
Plum, Flowering	21,31
Plum, Fruiting	34
Plumbago	8
Poker Plant	16
Polemonium (Jacob's Ladder)	5
Polygonatum (Solomon's Seal)	5
Polygonum (Silver Lace Vine)	7
Polypodium (Fern)	5
Poppy	16
Potentilla	21
Privet	21
Prunus (Almond)	18
Prunus (Apricot, Cherry, Nectarine, Peach, Plum)	21,30,31,34,35
Pulmonaria	5
Purple Poppy Mallow	9
Purple Sand Cherry (Plum, Cistena)	21
Pyrus (Pear)	34

Q

Plant Name: Page Number:

Quercus (Oak)	33
---------------	----

R

Raspberry	35
Ravenna Grass	10
Red Hot Poker (Poker Plant)	16
Redbud	31
Rhamnus (Buckthorn)	18
Rheum (Rhubarb)	16
Rhododendron	26
Rhododendron (Azalea)	18,26
Rhubarb	16
Ribes (Gooseberry, Jostaberry)	35
River Birch (Birch)	33
Rosa (Rose)	23-25
Rose Mallow (Hibiscus)	15
Rose of Sharon (Althea)	18,30
Roses	23-25
Rubus (Blackberry or Raspberry)	35
Rudbeckia	16
Rupturewort	9
Russian Sage	16

S

Sagina (Moss)	8
Salix (Willow)	22,31,33
Salvia, Perennial	17
Sambucus (Elder, Elderberry)	19,35
Saskatoon	35
Scabiosa (Pincushion)	16
Schizachyrium (Little Bluestem Grass)	10
Sea Berry	35
Sea Buckthorn (Sea Berry)	35
Sea Holly	17
Sea Pink (Armeria)	12
Sedge	10
Sedum (upright)	17
Sedum, Ground Cover	9
Sempervivum (Hens and Chicks)	8
Serviceberry (Amelanchier)	18,30
Seven Son Flower (Heptacodium)	30
Shamrock	5
Shasta Daisy (Daisy)	13
Siberian Bugloss (Brunnera)	4
Siberian Iris	15
Silver Lace Vine	7
Silvermound (Artemisia)	12
Sisyrinchium (Blue-Eyed Grass)	12
Smokebush	21
Snakeroot (Cimicifuga)	4
Snow in Summer	17
Snowball Bush (Viburnum or Hydrangea)	20,22,30
Snowberry	22
Solidago (Goldenrod)	14
Solomon's Seal	5
Sorbus (Mountain Ash)	31
Speedwell (Veronica)	17
Spiderwort	5
Spiraea	22
Spruce	27-29
Spurge	17
St. Johnswort (Hypericum)	21
Stachys (Betony or Lamb's Ear)	12,15
Stokes' Aster	17
Stokesia (Stokes' Aster)	17
Stonewort (Sedum-upright)	17
Stylophorum (Wood Poppy)	5
Summersweet (Clethra)	19

S (con't)

Plant Name: Page Number:

Sundrop (Evening Primrose)	14
Sunflower	17
Sweet William (Dianthus)	14
Sweet Woodruff	9
Sweetgum	33
Sweetspire	22
Switch Grass	10
Symphoricarpos (Snowberry)	22
Syringa (Lilac)	21,30

T

Taxodium (Baldcypress)	29
Taxus (Yew)	27,28
Thelypteris (Fern)	5
Thrift (Armeria)	12
Thuja (Arborvitae)	27-29
Thyme	9
Tiarella (Foamflower)	5
Tickseed (Coreopsis)	13
Tigerlily (Daylily or Lily)	9,11
Tilia (Linden)	33
Toad Lily	5
Torch Lily (Poker Plant)	16
Tradescantia (Spiderwort)	5
Tricyrtis (Toad Lily)	5
Trifolium (Clover)	8
Tritoma (Poker Plant)	16
Trumpet Vine	7
Tsuga (Hemlock)	28
Tuliptree	33
Turtlehead	5

V

Vaccinium (Blueberry)	35
Valerian (Jupiter's Beard)	15
Veronica	17
Viburnum	22
Vinca (Myrtle)	8
Viola	5
Virgin's Bower (Clematis)	7
Virginia Bluebells	5
Virginia Creeper (Ivy)	7
Vitis (Grape)	35

W

Wand Flower (Gaura)	14
Weigela	22
White Cedar (Arborvitae)	27-29
White Clips (Bellflower)	12
Wild Indigo (Baptisia)	12
Willow	22,31,33
Windflower (Anemone)	12
Winecups (Purple Poppy Mallow)	9
Wintergreen	9
Wisteria, Tree	31
Wisteria, Vine	7
Witchhazel	31
Wood Poppy	5

Y

Yarrow	17
Yellowwood	33
Yew	27,28
Yucca	17

Z

Zelkova	33
---------	----

NOTES:

It all begins with the soil...and more!

Soils 101

All types of plants will grow better when given the proper soil conditions. Many landscapes in developed areas have had much of the nutrient rich topsoil removed prior to construction, only to have a fraction of it replaced upon completion. The remaining "soil" is often a compacted, poorly aerated and sterile place for plant roots to grow. Not surprisingly, the worst areas are often near the foundation, sidewalks and patios - the most common places where we want to locate plants.

The key to planting success is to make it easy for new plant roots to quickly expand into the surrounding soil so they can breathe, gather water and nutrients, plus firmly anchor the plant. Many plant problems begin as a result of struggling roots, so the more you can do for your soil early on, the more you'll be rewarded in the future.

Rarely does anyone have perfect soil, but even good soils will benefit from the addition of organic materials such as **bordine's Complete Planting Mix**, **Sphagnum Peat** or **Bumper Crop Organic Soil Builder**. Thoroughly dig in or rototill these amendments to a minimum depth of at least 6-8" in the planting area. The more you amend the soil, the better, whether by hand or with a rototiller. As you work the ground, discard any debris or stubborn clumps to make room for the additional materials.

If your planting areas feel more like a concrete driveway rather than a garden, then you have a little more to do. Initially, you will want to break up the ground to a depth of 8-10" before incorporating the above mentioned organic materials. Adding **Pine Bark Mulch** or **Mini-Nuggets** along with those amendments will help to acidify the soil as well as create aeration as they break down.

Fertilizing

When installing most woody plants (trees, shrubs & evergreens), one of the most beneficial ways of feeding your plants begins with something that is not a fertilizer at all. Naturally occurring fungi called mycorrhizae are often missing from many landscape soils and should be added back in. Their presence helps to expand the root systems of the plants they colonize. This symbiotic relationship is beneficial to both as the fungi bring water and dissolved nutrients to the roots whereas the plant provides the fungi with the sugars they need to proliferate. **MYKE® Growth Enhancer** is a blend of mycorrhizae that can be applied to the root ball and backfill soil of new plantings. Using the recommended amount of **MYKE®**, cover the root system with the powder-like product and then place the additional product into the planting hole.

***Unfortunately, plants from the Ericaceae family (Azalea, Pieris, Rhododendron and Blueberry) are unable to interact with mycorrhizae, so no benefit occurs.

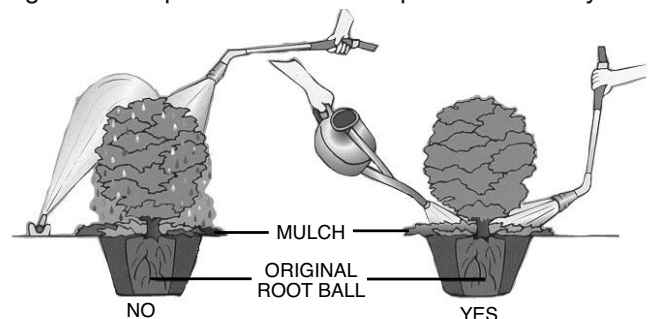
At planting time use a starter fertilizer like **Root & Grow Root Stimulator** to promote early root formation and stronger root development. In addition, you can also incorporate any of the slow-release Espoma fertilizers like **Holly-tone**, **Tree-tone**, **Plant-tone** or **Rose-tone** at planting time to provide additional nutrients for expanding roots.

Mulching

Organic mulches add the finishing touch to your plantings by providing a consistent and colorful covering over the soil. In addition, mulch helps to protect roots from seasonal temperature extremes, lessen water loss from the soil, plus reduce erosion and weed growth. Over time, the gradual breakdown of mulch helps to replenish vital organic matter to the soil so that beneficial organisms may continue to thrive.


Watering

There is no magic formula on how often and how much water to apply. Just keep in mind that temperatures, precipitation, winds, sun exposure and soil all affect the needs of your plants. Check the moisture content of the root ball and then water as needed for the first full season and beyond. When you water, be sure to target the root ball and apply enough water to penetrate the full depth of the root system.



Sprinklers or overhead watering may not provide enough moisture/water... as leaves shed the water outside of the root area.

Apply water directly to the root area with a hose or watering can.



View a complete copy of our *Planting Guide*, as well as warranty information





Set your plants up for success with this list of bordine recommended products!

Soil Amendments

bordine's Complete Planting Mix

Specifically formulated by our growers to insure your planting success. This outdoor growing medium contains a balanced blend of natural ingredients including pine bark, peat moss & HydraFiber®



Sphagnum Peat

Medium brown in color, fibrous textured and acidic, which is best for use as a soil amendment



Bumper Crop Organic Soil Builder

A premium soil builder for use around the garden, adding organic material & soil micro-organisms



Pine Bark Mulch

Mix with most soils for acid-loving plants



Pine Bark Mini-Nuggets

Good for acid-loving plants in heavier soil conditions



Fertilizers



Holly-tone

All Evergreen type plants & Blueberries



Tree-tone

All Shade, Fruit & Flowering Trees



Rose-tone

For more beautiful & healthy Roses



Plant-tone

All-purpose for all flowers & perennials



Soil Acidifier

Lowering soil pH, bluer Hydrangeas

Bonide® Root & Grow® Root Stimulator & Plant Starter



Helps get flowers, trees & shrubs off to a strong start. Stimulates early root formation, stronger root development

Ask us about the 5 year warranty with MYKE®



Receive a 5 year warranty on trees & shrubs purchased from us when you also purchase and use MYKE® tree & shrub transplanter (excludes the Ericaceae plant family like Rhododendrons and Blueberries)
MYKE® contains natural mycorrhizae which enhances root and shoot growth.

* In order for the MYKE® warranty to apply, plants & the recommended amount of MYKE® must be purchased on the same receipt.

MYKE® Video



View a short video that explains more about how MYKE® works!

bordine's

ROCHESTER HILLS CLARKSTON GRAND BLANC BRIGHTON

Visit us at bordines.com for more information!