



PLANT *Happiness!*








2023 PLANT GUIDE

# Useful Tools





## Plant Guide

Our Bordine's Plant Guide will help you select from the wide variety of Perennials, Trees, Shrubs, Evergreens, Roses & Fruiting Plants that we offer. Shop early in the season for best selection. You can also download our Plant Guide online, at [bordines.com](http://bordines.com) if you would like to share it with family and friends.

### SYMBOL KEY

 = Sun	These plants need at least 8 hours of direct sunlight.	 = Butterfly	These plants attract butterflies.
 = Partial Shade	These plants need a minimum of 4 hours of direct sunlight and a maximum of 8 hours. Avoid hot afternoon sun.	 = Hummingbird	These plants attract hummingbirds.
 = Shade	These plants need less than 4 hours of direct sunlight. Avoid hot afternoon sun.	 = Fragrant	These plants have a fragrance.
		 = New	This plant is new for 2023!

### LOOK FOR THESE ADDITIONAL SYMBOLS ON OUR PLANT SIGNAGE

 = Deer	There are very few plants on which deer will not feed if other food sources are not available. However, these plants are ones that the deer are most likely to ignore.	 = Cut Flower	These plants make great cut flowers.
 = Wildlife	These plants provide food for wildlife.	 = Moisture	These plants tolerate moist soil.

## Online Plant Library

If you are looking for additional information and pictures of plants listed in this Plant Guide, please check out our online Plant Library at [bordines.com](http://bordines.com)



\*You can also search for Annuals which are not listed in this Plant Guide!

## Plant Care & Information Sheets

We offer a variety of plant selection and care sheets, available online at [bordines.com](http://bordines.com). If you have a smart phone, download a free 'QR scanner' app to enjoy tons of information right at your fingertips. These are some of our most popular selections, with more available throughout this guide.



SCAN ME!




SCAN ME!



SCAN ME!



SCAN ME!



SCAN ME!

always online at [bordines.com](http://bordines.com)





# perennials

Perennials are plants that grow and flower for three years or more. Most perennials are considered 'herbaceous': they die back to the ground each fall, but the roots remain alive to produce new foliage in the spring. A wide range of sizes, forms, colors and bloom times are available to suit your needs. With careful planning, a perennial garden can provide color from early spring to late fall. Most perennials are low maintenance. They require little more than basic care which includes

fertilizing, mulching and a general overall grooming from time to time.

Everything you need to plan, prepare and plant a lovely perennial garden is available for you here at Bordine's!

*More detailed information can be found on our care sheets, available in store or on-line at [bordines.com](http://bordines.com).*

## PLANNING YOUR GARDEN


**Planning Your Garden:** It is important that you choose appropriate plants for the site. Is the garden in a sunny area or does it get a lot of shade? What type of soil do you have? A soil test will give



you specific information about your soil. Get to know which plants will tolerate your conditions or add amendments (sphagnum peat and composted manure) and whatever else is recommended to help improve the condition of your soil. Choose plants you wish to include in your garden so that you will have color throughout the growing season. Adding bulbs to your plan will give early spring color before your perennials are in full bloom. Many perennials also have very attractive foliage which adds interest to your garden when their bloom time is over.

## PLANTING

**Planting:** Water the plant thoroughly before removing it from the container. Dig the planting hole as deep and twice as wide as the container from which the plant has been removed. Check the root ball. If the roots are matted, loosen the soil and roots so that the plant grows into the surrounding soil more easily. The plant should then be set at the same depth as it was planted in the container. Once the plant is set securely in the ground and the roots are well covered, water thoroughly with **Root & Grow Root Stimulator** per package instructions. Water regularly until your plants are established. Some perennials such as Daylily, Iris or Peony require a precise planting depth. Placing these too deeply may result in fewer blooms. Also, pay close attention to the recommended spacing. Plants like Hosta can grow quite large compared to its size at the time of purchase.



## DEADHEADING & CLEANING UP

**Deadheading:** This means to remove the faded flowers. Deadheading encourages the plant to produce more flowers and therefore lengthens the bloom time. Also, it improves the appearance of the plant and



the garden in general. Remove the flower stem as far below the leaves as possible without cutting off buds that may bloom in the future. Some plants with attractive seed pods or fronds like Rudbeckia, Sedum or Grasses can be left alone.

They add interest to your garden during the winter months.

**Cleaning Up:** When the season comes to a close and frost has ended the growth of your plants, it's time to clean up. Most of your perennials can be cut back at this time to about 4-6" from the ground. Exceptions would be those that add winter interest to the garden such as Sedum, Coneflower and Grasses. It is a good idea to compost the cuttings from your garden. Separate any diseased debris first before adding to your compost pile.

# Perennials Shade A-Z

Plant Name		Height	Spread	Flower Description	Bloom Time	Special Features
<b>ARALIA</b> , Sun King	☀️	24-30"	24-30"	2' long white spikes	2-4 weeks, July	Golden foliage. <b>2020 Perennial Plant of the Year!</b>
<b>ASTILBE</b> , August Light	☀️	24-30"	18-24"	Red plumes	2-4 weeks, late July	<p>Excellent cut flower! Astilbe provides intense flower color for the shade!</p> <p>Their foliage is quite attractive as well; dark, rich green and sometimes with a red hue! Be sure to plant Astilbe where they will receive morning sun and shade in the afternoon. Astilbe also does well in moist conditions. If the foliage ever dries out and becomes crispy, don't worry! Simply cut the plant back and water it. The foliage will be healthy and lush again in no time!</p>
Bridal Veil	☀️	20-24"	18-24"	White plumes	2-4 weeks, July	
Dark Side of the Moon	☀️	12-16"	24-30"	Rosy-purple plumes	2-4 weeks, late June	
Delft Lace	☀️	30-36"	18-24"	Apricot-pink plumes	4-6 weeks, June	
Deutschland	☀️	20-24"	18-24"	White plumes	2-4 weeks, late June	
Maggie Daley	☀️	20-24"	18-24"	Lavender plumes	2-4 weeks, late July	
Peach Blossom	☀️	24-30"	18-24"	Light peachy-pink plumes	2-4 weeks, late June	
Red Sentinel	☀️	20-24"	18-24"	Deep red plumes	2-4 weeks, July	
Rheinland	☀️	24-30"	18-24"	Rose-pink plumes	2-4 weeks, late June	
Rise and Shine	☀️	24-30"	12-18"	Hot pink plumes	2-4 weeks, July	
Visions	☀️	20-24"	18-24"	Lilac-purple plumes	2-4 weeks, late July	
Visions in Pink	☀️	20-24"	18-24"	True pink plumes	2-4 weeks, late July	
Visions in Red	☀️	20-24"	18-24"	Red plumes	2-4 weeks, late July	
<b>BARRENWORT</b> , After Midnight	☀️	8-12"	8-12"	White	4-6 weeks, April	Green, delicate foliage. Tolerates dry shade.
Orange Flowered	☀️	6-8"	18-24"	Coppery orange	4-6 weeks, April	Green, delicate foliage. Tolerates dry shade.
<b>BERGENIA</b> , Pink Dragonfly	☀️	12-16"	12-18"	Coral pink	2-4 weeks, late April	Glossy green foliage. Tolerates dry shade.
<b>BLEEDING HEART</b> , Gold Heart	☀️	20-24"	30-36"	Pink, heart-shaped	8-12 weeks, late May	➤ Brilliant chartreuse foliage; long blooming.
King of Hearts	☀️	12-16"	12-18"	Dark rose	8-12 weeks, late May	➤ Lacy blue foliage; long blooming.
Old Fashioned	☀️	30-36"	24-30"	Pink and white, heart-shaped	2-4 weeks, May	➤ Deadhead to produce more blooms.
Old Fashioned, White	☀️	30-36"	24-30"	White, heart-shaped	2-4 weeks, May	➤ Deadhead to produce more blooms.
Valentine	☀️	24-30"	18-24"	Red, heart-shaped	2-4 weeks, May	➤ Deadhead to produce more blooms.
<b>BRUNNERA</b> , Alexander's Great	☀️	16-20"	18-24"	Small, blue	2-4 weeks, May	Giant, frosty silver, heart-shaped foliage.
Jack Frost	☀️	12-16"	12-18"	Small, blue	2-4 weeks, May	Frosty silver foliage with green veins.
Queen of Hearts	☀️	12-16"	30-36"	Small, blue	2-4 weeks, May	Silver heart-shaped foliage with dark green veining.
Variegata	☀️	12-16"	18-24"	Small, blue	2-4 weeks, May	Green heart-shaped foliage with wide cream margin.
<b>CIMICIFUGA</b> , Black Negligee	☀️	4-5'	36-48"	White, bottle brush	2-4 weeks, July	🌿 Very dark purple foliage.
Hillside Black Beauty	☀️	5-6'	24-30"	White/pale pink, bottle brush	2-4 weeks, July	🌿 Very dark purple foliage.
Pink Spike	☀️	30-36"	24-30"	Pink, bottle brush	4-6 weeks, August	🌿 Very deep purple foliage.
<b>CORAL BELLS</b> , Berry Timeless	☀️	16-20"	18-24"	Pink	8-12 weeks, June	🌿 Large, green-silver foliage with dark veins.
Black Taffeta	☀️	8-12"	12-18"	Deep pink	2-4 weeks, June	🌿 Glossy, black foliage, deeply ruffled.
Caramel	☀️	8-12"	12-18"	White	2-4 weeks, July	🌿 Yellow-orange foliage with purple-red undersides.
Citronelle	☀️	12-16"	12-18"	White	2-4 weeks, July	🌿 Citron yellow foliage, chartreuse in shade.
Dolce Apple Twist	☀️	8-12"	18-24"	White	2-4 weeks, June	🌿 Chartreuse ruffled leaves with red veining.
Dolce Cherry Truffles	☀️	8-12"	18-24"	Light pink	2-4 weeks, June	🌿 Bright red, ruffled foliage matures to dark red.
Dolce Silver Gumdrops	☀️	4-6"	12-18"	Pink	2-4 weeks, June	🌿 Silver-purple foliage.
Dolce Spearmint	☀️	8-12"	18-24"	Pink	2-4 weeks, June	🌿 Silvery green foliage with dark green veins.
Dolce Wildberry	☀️	8-12"	12-18"	White	2-4 weeks, June	🌿 Purple scalloped foliage with charcoal veins.
Grape Expectations	☀️	8-12"	18-24"	White	2-4 weeks, June	🌿 Purple foliage with dark veins and silver coating.
Grape Timeless	☀️	8-12"	12-18"	Rosy pink	2-4 weeks, June	🌿 Dark purple foliage with charcoal veining.
Lime Marmalade	☀️	12-16"	12-18"	White	2-4 weeks, June	🌿 Ruffled lime foliage.
Marmalade	☀️	8-12"	12-18"	Cream	2-4 weeks, June	🌿 Red foliage with pink undersides.
Midnight Rose	☀️	8-12"	18-24"	Cream	2-4 weeks, June	🌿 Black foliage with pink spots.
Obsidian	☀️	8-12"	12-18"	Yellow	2-4 weeks, June	🌿 Shiny, rounded, almost black foliage.
Peach Flambe	☀️	6-8"	12-18"	White	2-4 weeks, June	🌿 Bright peach colored foliage.
Pink Panther	☀️	8-12"	12-18"	Pink	2-4 weeks, July	🌿 Metallic pink maturing to dark berry pink foliage.
Plum Pudding	☀️	20-24"	18-24"	Creamy white	2-4 weeks, June	🌿 Shimmering plum-purple foliage.
Primo Black Pearl	☀️	8-12"	12-18"	Pink	2-4 weeks, June	🌿 Glossy, dark purple foliage.
Primo Peachberry Ice	☀️	8-12"	24-30"	Creamy white	2-4 weeks, June	🌿 Apricot orange foliage with silver overlay.
Southern Comfort	☀️	16-20"	18-24"	Creamy white	2-4 weeks, July	🌿 Huge, cinnamon-peach foliage turning amber.
Spellbound	☀️	8-12"	12-18"	White	2-4 weeks, July	🌿 Ruffled silver and rose-purple foliage.
<b>CORYDALIS</b> , Yellow	☀️	8-12"	18-24"	Yellow	8-12 weeks, May	Delicate silver-blue foliage.
<b>FAIRY BELLS</b> , Green	☀️	16-20"	12-18"	White, bell-shaped	4-6 weeks, May	Shiny green foliage. Great for naturalizing.
Variegated	☀️	12-16"	12-18"	Creamy-white, bell-shaped	2-4 weeks, May	Green and white variegated foliage.

☀️ = Sun    ☀️ = Partial Shade    ☀️ = Shade    🌿 = Butterfly    🐦 = Hummingbird    🌸 = Fragrant    ☆ = New Plant for 2023!

# Perennials Shade A-Z

Plant Name		Height	Spread	Flower Description	Bloom Time	Special Features
<b>FERN, Autumn Brilliance</b>	☀	24-30"	18-24"	-	-	Golden orange fronds turn rich green; bronze fall color.
Autumn Fern Compact	☀	16-20"	12-18"	-	-	Coppey green fronds turn dark green; copper fall color.
Broad Buckler Crisped	☀	12-16"	12-18"	-	-	Airy green fronds; prefers moist soils.
Cinnamon	☀	30-36"	18-24"	-	-	Interesting cinnamon stick-like fertile fronds.
Crested Surf	☀	16-20"	24-30"	-	-	Silver, grey and green variegated; double crested fronds.
Hairy Lip	☀	8-12"	12-18"	-	-	Olive-green fronds with rust-brown hairs.
Japanese Beech	☀	16-20"	12-18"	-	-	Narrow, feather-like medium green fronds.
Japanese Painted	☀	16-20"	18-24"	-	-	Silver, maroon and green variegated fronds.
Japanese Painted, Godzilla	☀	30-36"	4-5'	-	-	Silver, maroon and green variegated fronds.
Lady	☀	24-30"	18-24"	-	-	Soft green, delicate fronds.
Lady Ghost	☀	20-24"	18-24"	-	-	Silvery green fronds; prefers moist conditions.
Lady in Red	☀	24-30"	18-24"	-	-	Shiny, burgundy-red leaf stalks accent green fronds.
Maidenhair, Himalayan	☀	8-12"	12-18"	-	-	Delicate green, airy fronds; prefers moist soils.
Male, Barnes	☀	30-36"	18-24"	-	-	Green, long, narrow and erect fronds.
Narrow, Hart's Tongue ☆	☀	12-16"	18-24"	-	-	Narrow, undivided bright green fronds.
Ostrich	☀	30-36"	24-30"	-	-	Large, upright feather-like fronds. Excellent filler.
Stabler's Golden	☀	24-30"	24-30"	-	-	Large, robust deep green fronds.
<b>GOAT'S BEARD</b>	☀	4-5'	18-24"	White feathery plumes	2-4 weeks, May	✚ Gives great height in the shade garden.
Misty Lace	☀	24-30"	18-24"	White feathery plumes	2-4 weeks, late May	Tolerates moist conditions.
<b>HELLEBORUS, Dorothy's Dawn ☆</b>	☀	20-24"	18-24"	Deep pink	4-6 weeks, March	Silver embossed, evergreen leaves. Early bloomer!
Ivory Prince	☀	12-16"	12-18"	Cream	4-6 weeks, April	One of the earliest spring flowering perennials!
Molly's White ☆	☀	12-16"	18-24"	White	4-6 weeks, March	Dark evergreen foliage with silver marbling.
New York Night	☀	20-24"	18-24"	Dark purple to black	4-6 weeks, March	One of the earliest spring flowering perennials!
Paris in Pink	☀	30-36"	18-24"	Large, white to pink	4-6 weeks, February	One of the earliest spring flowering perennials!
Snow Love ☆	☀	12-16"	18-24"	White to apple-green	4-6 weeks, March	Olive-green leaves. Early spring bloomer!
<b>HEUCHERELLA, Catching Fire</b>	☀	8-12"	12-18"	White	4-6 weeks, May	Lime green foliage with red veins.
Fun and Games Hopscotch	☀	8-12"	18-24"	White	2-4 weeks, May	Eye catching bronze-red foliage with dark center.
Pink Fizz	☀	8-12"	12-18"	Pink	2-4 weeks, May	Green and silver foliage with dark red veins.
<b>JACOB'S LADDER</b>	☀	20-24"	18-24"	Blue-purple	4-6 weeks, late April	✚ Cut back by 2/3 for second bloom.
Heaven Scent	☀	20-24"	12-18"	Blue-violet	2-4 weeks, May	✚ Blue-green foliage starts with burgundy flush.
Purple Rain	☀	16-20"	18-24"	Blue	2-4 weeks, May	✚ Burgundy foliage turns to green. Grape scented.
Stairway to Heaven	☀	12-16"	18-24"	Blue	2-4 weeks, May	✚ Green, pink and white variegated foliage.
<b>LIGULARIA, Bottle Rocket</b>	☀	24-30"	18-24"	Mustard-yellow spikes	2-4 weeks, late June	✚ Large, heart-shaped and fringed foliage.
Brit-Marie Crawford	☀	24-30"	24-30"	Orange-yellow; daisy-like	2-4 weeks, late August	✚ Dark burgundy, almost black foliage.
Little Rocket	☀	36-42"	30-36"	Bright yellow spikes	2-4 weeks, July	✚ Large, heart-shaped and fringed foliage.
Osiris Fantaise	☀	20-24"	18-24"	Orange-yellow; daisy-like	2-4 weeks, late July	✚ Dark green, tropical-like foliage.
<b>PULMONARIA, Raspberry Splash</b>	☀	12-16"	18-24"	Raspberry-coral	2-4 weeks, late April	✚ Green foliage with silver speckles.
Trevi Fountain	☀	8-12"	18-24"	Cobalt-blue	2-4 weeks, late April	✚ Green and silver-spotted foliage.
Twinkle Toes	☀	12-16"	12-18"	Periwinkle blue	2-4 weeks, late April	✚ Light green and silver-spotted foliage.
<b>SHAMROCK, Strawberry</b>	☀	6-8"	18-24"	Pink	8-12 weeks, June	Extremely long blooming. Mulch in winter.
<b>SOLOMON'S SEAL, Byakko ☆</b>	☀	24-30"	12-18"	White, pendulous	2-4 weeks, May	Green leaves with creamy-white blotches, red stems.
Common	☀	30-36"	36-48"	White, pendulous	2-4 weeks, May	✚ Spreads by rootstalk, making it a great groundcover.
Variegated	☀	24-30"	18-24"	White, pendulous	2-4 weeks, May	✚ Green foliage with ivory stripes on edges.
<b>SPIDERWORT, Amethyst Kiss</b>	☀	12-16"	12-18"	Periwinkle blue	4-6 weeks, June	✚ Cut back by 2/3 for second bloom.
Concord Grape	☀	16-20"	18-24"	Grape purple	2-4 weeks, June	✚ Cut back by 2/3 for second bloom.
Sweet Kate	☀	12-16"	12-18"	Violet-blue	4-6 weeks, June	✚ Brilliant gold, grass-like foliage.
<b>TOAD LILY, Autumn Glow</b>	☀	20-24"	30-36"	Purple-red with dark speckles	2-4 weeks, August	Exotic orchid-like flowers. Great late season color!
Gilt Edge	☀	16-20"	12-18"	Purple-pink with plum speckles	2-4 weeks, August	Exotic orchid-like flowers. Great late season color!
Samurai	☀	16-20"	12-18"	Wine with dark plum speckles	2-4 weeks, August	Exotic orchid-like flowers. Great late season color!
<b>TURTLEHEAD, Hot Lips</b>	☀	24-30"	18-24"	Rosy-pink on red stems	4-6 weeks, late July	✚ Great late season color for the shade.
Tiny Tortuga	☀	12-16"	12-18"	Dark pink	4-6 weeks, late July	✚ Great late season color for the shade.
<b>VIOLA, Columbine</b>	☀	4-6"	6-8"	White with lavender streaks	6-8 weeks, May	✚ Deadhead to produce more blooms.
Etain	☀	8-12"	8-12"	Pale lemon with lavender	8-12 weeks, April	✚ Deadhead to produce more blooms.
Halo Violet	☀	8-12"	8-12"	Deep violet with yellow eye	8-12 weeks, May	✚ Deadhead to produce more blooms.
<b>VIRGINIA BLUEBELLS</b>	☀	16-20"	12-18"	Blue, bell shaped	2-4 weeks, late April	Woodland plant; pink buds open to blue flowers.
<b>WOOD POPPY, Golden</b>	☀	12-16"	12-18"	Golden yellow	1-2 weeks, late April	Green, woodland-like foliage.

Due to the possibility of conditions beyond our control, Bordine's reserves the right to be out of any item at any time.

# Hosta

Variety		Height	Spread	Flower Description	Bloom Time	Foliage	
Abiqua Drinking Gourd	☼☼	16-20"	18-24"	White	2-4 weeks, June	Thick, huge, blue green; deeply cupped	☞
Afterglow	☼☼	20-24"	36-48"	Pale lavender	2-4 weeks, June	Green, heart-shaped with wide yellow margins	☞
Atlantis	☆☼☼	24-30"	5-6'	Pale lavender	2-4 weeks, July	Slightly rippled, dark green with golden yellow margins	☞
August Moon	☼☼☼	20-24"	24-30"	Pale lavender	2-4 weeks, July	Large, gold heart-shaped, puckered	☞
Blazing Saddles	☆☼☼	16-20"	36-48"	Lavender	2-4 weeks, July	Dark green with wide creamy-white margins	☞
Blue Angel	☼☼	30-36"	36-48"	White	2-4 weeks, July	Huge, blue heart-shaped; rippled	☞
Blue Ivory	☼☼	16-20"	24-30"	Lilac	2-4 weeks, July	Wide creamy white borders with blue-green center	☞
Blue Mouse Ears	☼☼	8-12"	18-24"	Dark lavender	2-4 weeks, July	Thick, round, blue; miniature	☞
Blueberry Muffin	☼☼	12-16"	30-36"	Lavender	2-4 weeks, July	Round, puckered blue	☞
Christmas Tree	☼☼	16-20"	18-24"	White	2-4 weeks, July	Dark green center with puckered white margins	☞
Dancing Queen	☼☼	16-20"	24-30"	Pale lavender	2-4 weeks, July	Bright yellow with wavy edges	☞
Earth Angel	☼☼	30-36"	36-48"	Pale lavender	2-4 weeks, July	Large, blue-green heart-shaped with wide cream margin	☞
First Frost	☼☼	12-16"	30-36"	Pale lavender	2-4 weeks, July	Blue-green wedge-shaped with thin creamy white margin	☞
Francee	☼☼	16-20"	24-30"	Lavender	2-4 weeks, July	Green heart-shaped with thin white margin	☞
Gold Standard	☼☼	16-20"	24-30"	Lavender	2-4 weeks, July	Gold wedge-shaped with wide irregular green margin	☞
Golden Tiara	☼☼	8-12"	18-24"	Lavender	2-4 weeks, July	Green centers edged in wide gold	☞
Guacamole	☼☼	24-30"	30-36"	Light lavender	2-4 weeks, August	Large green with dark green margins	☞☞☞
Hadspen Blue	☼☼	12-16"	18-24"	Lavender	2-4 weeks, July	Blue heart-shaped, cupped	☞
Halcyon	☼☼	16-20"	24-30"	White	2-4 weeks, July	Soft blue, textured	☞
Hans	☼☼	20-24"	30-36"	Lavender	2-4 weeks, July	Blue-green, puckered with feathery white center	☞
Humpback Whale	☼☼	30-36"	6-8'	White	2-4 weeks, June	Large blue-green puckered	☞
June	☼☼	12-16"	24-30"	Lavender	2-4 weeks, August	Yellow wedge-shaped with irregular blue-green margin	☞
June Spirit	☼☼	12-16"	24-30"	Lavender	2-4 weeks, July	Shiny chartreuse center with wide, dark green margins	☞
Komodo Dragon	☼☼	24-30"	6-8'	Lavender	2-4 weeks, June	Giant, cascading dark green	☞
Krossa Regal	☼☼	36-42"	30-36"	Lavender	2-4 weeks, July	Blue-green elongated wedge-shaped	☞
Liberty	☼☼	24-30"	24-30"	Lavender	2-4 weeks, July	Green heart-shaped with extraordinarily wide cream margin	☞
Maui Buttercups	☼☼	8-12"	12-18"	White	2-4 weeks, July	Bright gold, rounded, deeply cupped and corrugated	☞
Neptune	☼☼	20-24"	36-48"	Lavender	2-4 weeks, August	Blue-green, cascading, ripple-edged <b>2023 Hosta of the Year!</b>	☞
Night Before Christmas	☼☼	16-20"	24-30"	Lavender	2-4 weeks, July	Dark green border with creamy white center	☞
One Last Dance	☼☼	12-16"	30-36"	Pale lavender	2-4 weeks, July	Dark green with wide yellow margins	☞☞☞
Pandora's Box	☼☼	2-4"	8-12"	Lavender	2-4 weeks, July	Small blue-green margins with white and green center	☞
Prairies Sky	☼☼	16-20"	24-30"	Lavender	2-4 weeks, July	Round, powder blue	☞
Praying Hands	☼☼	16-20"	12-18"	Lavender	2-4 weeks, August	Green with thin white margin; narrow, upright and tubular	☞
Queen Josephine	☼☼	16-20"	30-36"	Pale lavender	2-4 weeks, August	Glossy dark green with a wide creamy margin; ribbed	☞
Rainbow's End	☼☼	8-12"	18-24"	Dark lavender	2-4 weeks, July	Yellow w/ green margin; bold, red stems <b>2021 Hosta of the Year!</b>	☞
Rainforest Sunrise	☼☼	8-12"	12-18"	Pale lavender	2-4 weeks, July	Gold with dark green margin	☞
Robert Frost	☆☼☼	20-24"	30-36"	White	2-4 weeks, July	Blue-green with creamy yellow to white margins; ribbed	☞
Royal Crest	☼☼☼	24-30"	3-4'	White	2-4 weeks, August	Thick, medium green, shiny	☞☞☞
Sagae	☼☼	30-36"	36-48"	Lavender	2-4 weeks, July	Blue-green with cream margin	☞
Shadowland Autumn Frost	☼☼	12-16"	18-24"	Light lilac	2-4 weeks, July	Blue with golden-yellow margin, very strong color	☞
Shadowland Coast to Coast	☼☼	24-30"	30-36"	Lavender	2-4 weeks, July	Large gold puckered	☞
Shadowland Diamond Lake	☼☼	16-20"	36-48"	Pale lavender	2-4 weeks, June	Large, blue heart-shaped with wavy margins, heavily corrugated	☞
Shadowland Empress Wu	☼☼	42-48"	36-48"	Pale violet	2-4 weeks, June	Huge, thick, dark green, deeply veined; largest known Hosta	☞
Shadowland Waterslide	☼☼	12-16"	30-36"	Lavender	2-4 weeks, July	Blue, wavy and ruffled	☞
Shadowland Wheee!	☼☼	12-16"	24-30"	Lavender	2-4 weeks, July	Ruffled green with creamy margins	☞
Shadowland Wu-La-La	☼☼	3-4'	3-4'	Violet	2-4 weeks, June	Blue-green with striking apple-green margins	☞
So Sweet	☆☼☼	12-16"	18-24"	White	2-4 weeks, July	Medium green lance-shaped with white margin	☞
Spartacus	☆☼☼	16-20"	30-36"	Lavender	2-4 weeks, June	Deeply veined, green, with heavily rippled yellow margins	☞
Stained Glass	☼☼	16-20"	36-48"	Pale lavender	2-4 weeks, July	Gold heart-shaped, puckered, with wide green margin	☞☞☞
Sum and Substance	☼☼	30-36"	36-48"	Light lavender	2-4 weeks, July	Huge chartreuse, heart-shaped, puckered	☞
Victory	☼☼	30-36"	4-5'	Lavender	2-4 weeks, August	Large, green with yellow margins	☞
Vulcan	☼☼	20-24"	30-36"	Pale lavender	2-4 weeks, July	White and yellow with dark green margins	☞

# Clematis

Variety		Type	Height	Flower Description	Bloom Time
Blue Light	☼	New	10-12'	Pale violet-blue with cream stamens, double	4-6 weeks, late June
Cotton Candy	★☼	Old	6-8'	White with raspberry pink stripes, yellow stamens	4-6 weeks, late May; may rebloom
Daniel Deronda	★☼	Old	6-8'	Violet-blue with yellow stamens, semi-double	4-6 weeks, late May; may rebloom
Deborah Dahl	★☼	Old	6-8'	Soft lavender with red stamens	4-6 weeks, late May; may rebloom
Dr. Ruppel	☼	Old	8-10'	Rose-red with deeper bar and golden stamen	2-4 weeks, late May; may rebloom
Fireflame	☼	Old	8-10'	Rosey-red, double	8-12 weeks, May
Fragrant Star	★☼	Old	6-8'	Large pure white with red stamens	4-6 weeks, late May; may rebloom
H.F. Young	☼	Old	6-8'	6-8" medium blue	4-6 weeks, June
Happy Jack Purple	☼	Old/New	6-8'	3-5" velvety purple with yellow stamens	8-12 weeks, June
Jackmanii Superba	★☼	New	8-10'	5-6" deep velvet purple with green stamens	4-6 weeks, June; may rebloom
Little Duckling	☼	Old	6-8'	Pink with purple-red bar and cream stamens	6-8 weeks, May
Niobe	☼	Old	6-8'	Dark ruby-red, 6-8" with golden stamens	2-4 weeks, June; may rebloom
Polish Spirit	☼	New	12-15'	Rich purple with purple stamens	4-6 weeks, July
Reiman	☼	New	6-8'	Bluish-purple with red bars	8-12 weeks, June
Ruutel	☼	Old	6-8'	Dark red, single	4-6 weeks, June; may rebloom
Sea Breeze	★☼	Old	6-8'	Ruffled lavender with textured midrib	4-6 weeks, late May; may rebloom
Sweet Autumn	☼	New	15-20'	1/2-1" cream, prominent stamens, fragrant	4-6 weeks, late August
The President	☼	Old	8-10'	6-8" deep bluish-purple with dark purple stamens	2-4 weeks, June; may rebloom

## Clematis Type Key

New= Flowers on NEW growth, prune growth 6-12" from ground in April. \*Shade roots\*  
 Old= Flowers on OLD growth, prune as needed shortly after blooming. \*Shade roots\*  
 Old/New= Flowers on OLD and NEW growth. In early spring cut off all dead material above swelling leaf buds that show signs of new growth. \*Shade roots\*

# Vines

Plant Name		Type	Height	Special Features	Flower Color/Bloom Time
<b>DUTCHMAN'S PIPE</b>	☼	T	25-30'	Large dark green, heart shaped foliage	Yellow-green pipes w/brown marks; 2-4 weeks, June
<b>HONEYSUCKLE</b> , Goldflame	☼	T	15-20'	☼☼☼ Trumpet shaped flowers; blue green foliage	Reddish-pink w/creamy yellow; 8-12 weeks, June
Hall's	☼	T	20-25'	☼☼☼ Trumpet shaped flowers; dark green foliage	White, maturing to creamy yellow; 4-6 weeks, May
Major Wheeler	☼	T	6-8'	☼☼☼ Trumpet shaped flowers; dark green foliage	Radiant red with yellow tips/throat; 8-12 weeks, June
Mandarin	☼	T	15-20'	☼☼☼ Trumpet shaped flowers; dark green foliage	Yellow-orange; 8-12 weeks, June
Peaches and Cream	☼	T	6-8'	☼☼☼ Trumpet shaped flowers; blue green foliage	Bicolor pink and white; 8-12 weeks, June
Scentsation	☼	T	10-12'	☼☼☼ Trumpet shaped flowers; dark green foliage	Yellow; 8-12 weeks, May
Serotina	☼	T	15-20'	☼☼☼ Trumpet shaped flowers; blue green foliage	Creamy white, yellow and red; 4-6 weeks, July
<b>HYDRANGEA</b> , Climbing	☼☼☼	C	25-30'	☼ Peeling bark provides winter interest	Lacy white clusters; 2-4 weeks, June
<b>IVY</b> (Deciduous), Boston	☼☼☼	C	30-40'	Tri-lobed; green foliage turns scarlet in fall	Inconspicuous flowers
<b>PORCELAIN BERRY VINE</b> , Variegated	☼☼	T	15-20'	Green and white leaves; multi colored berries in fall	Inconspicuous flowers
<b>SILVER LACE VINE</b>	☼	T	25-30'	☼ Fast growing with bright green foliage	Profuse white clusters; 6-8 weeks, August
<b>TRUMPET VINE</b> , Flamenco	☼	C	25-30'	☼☼☼ Trumpet shaped flowers; dark green foliage	Orange-red; 2-4 weeks, July
Madame Galen	☼	C	25-30'	☼☼☼ Trumpet shaped flowers; dark green foliage	Orange-red; 2-4 weeks, July
Summer Jazz Fire	☼	C	6-8'	☼☼☼ Trumpet shaped flowers; dark green foliage	Red with orange overtones; 2-4 weeks, July
Summer Jazz Gold	☼	C	25-30'	☼☼☼ Trumpet shaped flowers; dark green foliage	Orange-red; 2-4 weeks, July
<b>WISTERIA</b> , Amethyst Falls	☼	T	30-40'	☼☼☼ Grape-like flower clusters 6-8" long	Lavender-blue; 1-2 weeks, May
Blue Moon	☼	T	25-30'	☼☼☼ Grape-like flower clusters 6-12" long	Blue; 1-2 weeks, June; may rebloom

## Vine Type Key

C Clinging Vines climb textured surfaces such as brick, stone or rough wood.  
 T Twining Vines climb by wrapping around a trellis, lattice, fence or open, grid-like structure.

### Pruning helps control the size of the vine as well as encourage flowering:

If the vine blooms in early spring such as Akebia and Wisteria, prune as necessary shortly after flowering. If the vine blooms in late spring such as Honeysuckle and Trumpet Vine, prune in early spring or late fall as necessary to thin and shape.

### Wisteria do not always flower reliably, try the following steps to encourage flowering:

1. Full sun location (8 or more hours of direct sunlight)
2. Superphosphate (0-20-0) fertilizer in early spring
3. Root prune in late fall (18" deep and from base of plant)
4. Low nitrogen fertilizer
5. Prune shoots back 1/3 to 1/2 of their length in July

# Ground Cover

Plant Name		Height	Spread	Spacing	Flower Description	Bloom Time	Special Features
<b>AJUGA</b> , Black Scallop	☼	4-6"	-	8x8"	Deep blue spikes	2-4 weeks, May, reblooms	✦ Scalloped, near black foliage.
Blueberry Muffin	★☼	4-6"	-	10x10"	Clear blue spikes	2-4 weeks, June, reblooms	✦ Rich olive green and deep purple.
Burgundy Glow	☼	4-6"	-	8x8"	Blue spikes	2-4 weeks, June, reblooms	✦ Green, white, pink and burgundy foliage.
Catlin's Giant	☼	6-8"	-	12x12"	Blue spikes	2-4 weeks, June, reblooms	✦ Large, purple-blue foliage.
Chocolate Chip	☼	2-4"	-	8x8"	Lacy blue spikes	2-4 weeks, June, reblooms	✦ Chocolate colored foliage.
Mahogany	☼	2-4"	-	8x8"	Bright blue spikes	2-4 weeks, April, reblooms	✦ Deep purple, near black foliage.
Princess Nadia	★☼	2-4"	-	10x10"	Cobalt blue spikes	2-4 weeks, April, reblooms	✦ Green, rose and purple foliage.
<b>BARREN STRAWBERRY</b>	☼	6-8"	18-24"	-	Yellow	4-6 weeks, early May	Green foliage, berries are not edible.
<b>BEARBERRY</b>	☼	4-6"	12-18"	-	Pinkish-white lantern shaped	2-4 weeks, April	Red fruit in late summer; evergreen.
<b>BLUE-STAR CREEPER</b>	☼	2-4"	-	10x10"	Blue, star-shaped	8-12 weeks, June	Never seems to quit flowering!
<b>BRASS BUTTONS</b> , Platt's Black	☼	2-4"	-	10x10"	Small, yellow	1-2 weeks, June	Blackish-purple, fern-like foliage.
<b>CHRYSOGONUM</b> , Green and Gold	☼	6-8"	12-18"	-	Golden yellow	2-4 weeks, May	Semi-evergreen. Prefers moist conditions.
<b>CLOVER</b> , 4 Luck Red Green	☼☼☼	4-6"	12-18"	-	-	-	Light green with red center, 4 sided foliage.
<b>HENS AND CHICKS</b> , Assorted	☼	4-6"	8-12"	-	Pink stars on upright stalks	Blooms at maturity	Succulent rosettes in a range of colors & textures.
Black	☼	4-6"	6-8"	-	Stars on upright stalks	Blooms at maturity	Green rosettes with dark, black red tips.
Ruby Heart	☼	2-4"	6-8"	-	Stars on upright stalks	Blooms at maturity	Blue-green rosettes with red base.
<b>HOULTUYNIA</b>	☼	6-8"	-	12x12"	Creamy white spikes	2-4 weeks, June	☼ Red/cream/green variegated foliage.
<b>ICE PLANT</b> , Fire Spinner	☼	4-6"	-	8x8"	Orange/yellow/magenta	2-4 weeks, June	☼
Gold Nugget	☼	2-4"	-	8x8"	Bright golden, daisy-like	6-8 weeks, May	☼
Granita Raspberry	★☼	2-4"	-	10x10"	Raspberry-pink, daisy-like	4-6 weeks, June	☼
Lavender Ice	☼	2-4"	-	8x8"	Lavender with dark eye	6-8 weeks, late May	☼
Red Mountain Flame	☼	2-4"	-	8x8"	Red, daisy-like	4-6 weeks, late May	☼
<b>IRIS</b> , Dwarf, Crested	☼	4-6"	-	8x8"	Lilac	2-4 weeks, May	☼ Gray-green, sword-shaped foliage.
Dwarf, Crested White	☼	6-8"	-	8x8"	White	2-4 weeks, May	☼ Gray-green, sword-shaped foliage.
<b>IVY</b> , English	☼☼☼	4-6"	-	8x8"	-	-	Evergreen, glossy, dark green foliage.
English, Walthamensis	☼☼☼	2-4"	-	8x8"	-	-	Small, evergreen, rich dark green foliage.
<b>LAMIUM</b> , Orchid Frost	☼☼☼	6-8"	-	12x12"	Orchid pink	2-4 weeks, May, reblooms	Silvery-green foliage.
Shell Pink	☼☼☼	6-8"	-	12x12"	Soft pink	2-4 weeks, April, reblooms	Green w/ silver stripe down middle of foliage.
White Nancy	☼☼☼	6-8"	-	12x12"	White	2-4 weeks, April, reblooms	Light silvery-green foliage.
<b>LILY OF THE VALLEY</b> , White	☼☼☼	6-8"	12-18"	-	Nodding white	2-4 weeks, May	☼ Dark green foliage; fragrant flowers.
<b>LIROPE</b> , Creeping	☼☼☼	8-12"	12-18"	-	Purple clusters on spikes	4-6 weeks, late July	Fine, green, grass-like foliage.
Silvery Sunproof	☼☼☼	8-12"	12-18"	-	Lavender	4-6 weeks, September	White and green variegated foliage.
<b>MAZUS</b>	☼☼☼	2-4"	-	10x10"	Purplish-blue	2-4 weeks, May	Excellent ground cover for rock gardens.
<b>MOSS</b> , Checkerboard	☼☼☼	2-4"	-	8x8"	Tiny, white	1-2 weeks, July	Includes both Scotch and Irish moss.
Irish	☼☼☼	2-4"	-	8x8"	Tiny, white	1-2 weeks, July	Tiny, green, moss-like foliage; evergreen.
Scotch	☼☼☼	2-4"	-	8x8"	Tiny, white	1-2 weeks, July	Chartreuse moss-like foliage; evergreen.
<b>MYRTLE</b>	☼☼☼	4-6"	-	8x8"	Lilac-blue	2-4 weeks, May	Glossy, dark green foliage; evergreen.
Ralph Shugert	☼☼☼	6-8"	-	12x12"	Deep lilac	2-4 weeks, May	Glossy, dark green foliage; creamy white margins.
<b>PACHYSANDRA</b>	☼☼☼	6-8"	-	8x8"	White spikes	1-2 weeks, May	Evergreen, does well under pine trees.
<b>PHLOX</b> , Creeping, Drummon's Pin	☼	4-6"	-	10x10"	Pink	2-4 weeks, May	☼
Emerald Blue	☼	4-6"	-	10x10"	Blue	2-4 weeks, May	☼
Fort Hill	☼	4-6"	-	10x10"	Deep pink	2-4 weeks, May	☼
Spring White	☼	4-6"	-	10x10"	White	2-4 weeks, April	☼
<b>PLUMBAGO</b>	☼☼☼	8-12"	12-18"	-	Dark blue	2-4 weeks, August	Green foliage, bright red fall color.
<b>RUPTUREWORT</b>	☼☼☼	2-4"	-	8x8"	-	-	Tiny, green foliage; evergreen.

Low growing, succulent foliage creates a dense carpet underneath the brightly colored daisy-like flowers. Ice Plant tolerates hot and dry conditions making it an excellent choice for rock gardens.

Stunning spring color! Great rock garden plant and excellent for steep slopes.

## To Insure a Successful Planting of Ground Cover, Use the Following Tips for Your Selected Area...

1. Eliminate all existing weeds and grass from the area using a non-selective, systemic herbicide
2. Select the appropriate plant for the location
3. Space plants correctly. Following the spacing recommendations will allow the area to fill in within 2 years
4. After planting, apply a 1-2" layer of mulch between plants to discourage weeds

*Start small & watch them grow!*  
**Choose from a wide variety of 4" Starter Perennials!**



# Ground Cover

Plant Name		Height	Spread	Spacing	Flower Description	Bloom Time	Special Features
<b>SEDUM</b> , Angelina	☀	4-6"	-	8x8"	Yellow	2-4 weeks, June	Needle-like, brilliant yellow succulent foliage.
Coral Carpet	☀	2-4"	-	8x8"	White	2-4 weeks, June	Green with tinges of bright red foliage.
Dragon's Blood	☀	4-6"	-	8x8"	Rose-red	2-4 weeks, late June	Green with tinges of bright red foliage.
Ezawe	☀	2-4"	-	8x8"	Dusky pink	2-4 weeks, August	♣ Reddish-purple, succulent foliage.
Fools Gold	☀	2-4"	-	8x8"	Pink	2-4 weeks, July	Green, white, pink succulent foliage.
Gold Carpet	☀	8-12"	-	8x8"	Bright yellow	6-8 weeks, late July	♣ Tiny pale green foliage; evergreen.
John Creech	☀	2-4"	-	8x8"	Pink	2-4 weeks, June	♣ Scalloped green succulent foliage.
Kamtschaticum	☀	4-6"	-	8x8"	Orange-yellow	2-4 weeks, July	Scalloped green succulent foliage.
Lime Zinger	☀	6-8"	12-18"	-	Pink	4-6 weeks, August	Lime green foliage with red edges.
Little Miss Sunshine	☀	6-8"	12-18"	-	Yellow	2-4 weeks, June	♣ Dark, glossy green succulent foliage.
Nana	☀	2-4"	8-12"	-	Pink	2-4 weeks, August	♣ Blue-green foliage with red margins.
Pinkie	☀	2-4"	8-12"	-	Pinkish white	2-4 weeks, June	Gray-blue succulent foliage.
Rhubarb	☀	2-4"	-	8x8"	Shades of pink	2-4 weeks, May	♣ Red and green succulent foliage.
Sieboldii	☀	4-6"	-	8x8"	Light pink	2-4 weeks, August	♣ Blue-green succulent foliage.
Solar Spice	☀	4-6"	-	10x10"	Yellow	2-4 weeks, June	♣ Yellow w/ hints of red-orange, needle-like.
Tri-Color	☀	2-4"	-	8x8"	Pink	2-4 weeks, July	Succulent green, white and pink foliage.
<b>SWEET WOODRUFF</b>	☀☀	6-8"	-	10x10"	White	2-4 weeks, May	♣ Bright-green, umbrella-shaped foliage.
<b>THYME</b> , Creeping, Red	☀	2-4"	-	10x10"	Tiny, scarlet	2-4 weeks, June	♣ Extremely fragrant foliage.
Pink Chintz	☀	2-4"	-	10x10"	Tiny, salmon-pink	2-4 weeks, June	♣ Extremely fragrant foliage.
Woolly	☀	2-4"	-	10x10"	Tiny, pink	2-4 weeks, June	♣ Gray-green, wooly foliage.
<b>TOADFLAX</b>	☀☀	2-4"	-	8x8"	Tiny, purple	6-8 weeks, June	Tiny, round, delicate foliage.

## Lilies

Variety		Height	Spread	Flower Description	Bloom Time		Special Features
<b>Asiatic</b> , LA Summer Sky	☀☀	16-20"	12-18"	Pink with bright yellow center	2-4 weeks, July	♣☿	Lilies are one of the easiest perennials to grow! They grow from a bulb which multiplies over the years, giving you more and more plants! The stalks are robust and require little staking. Their flowers are stunning in the garden and many have a wonderful fragrance as well. It is best to remove faded flowers so that seed pods do not form. This allows the plant to achieve maximum bulb development for the following season.
LA Summer Sun	☀☀	16-20"	12-18"	Vibrant yellow w/ dark freckles	2-4 weeks, June	♣☿	
Tiny Diamond	☀☀	12-16"	8-12"	Red with white center	2-4 weeks, June	☿	
Tiny Double You	☀☀	12-16"	8-12"	Double bright orange	2-4 weeks, June	☿	
Tiny Ghost	☀☀	12-16"	8-12"	Rich magenta purple-red	2-4 weeks, June	☿	
Tiny Ink	☀☀	12-16"	8-12"	Dark burgundy center w/ red tips	2-4 weeks, June	☿	
Tiny Invader	☀☀	12-16"	8-12"	Bright orange w/ purple freckles	2-4 weeks, June	☿	
Tiny Lion	★☀☀	12-16"	8-12"	Burgundy w/ bright orange tips	2-4 weeks, June	☿	
Tiny Moon	☀☀	12-16"	8-12"	Salmon-peach	2-4 weeks, June	☿	
Tiny Nugget	☀☀	12-16"	8-12"	Yellow with maroon speckles	2-4 weeks, June	☿	
Tiny Parrot	☀☀	12-16"	8-12"	Yellow w/ maroon red speckles	2-4 weeks, June	♣☿	
Tiny Pearl	☀☀	12-16"	8-12"	Pale pink, near white	2-4 weeks, June	☿	
Tiny Ranger	☀☀	12-16"	8-12"	Bright yellow	2-4 weeks, June	☿	
Tiny Rocket	☀☀	12-16"	8-12"	Brilliant red with dark center	2-4 weeks, June	☿	
Tiny Shadow	☀☀	12-16"	8-12"	Burnt orange with maroon center	2-4 weeks, June	☿	
<b>Oriental</b> , After Eight	☀☀	12-16"	12-18"	Deep red with white edges	2-4 weeks, July	♣☿	
Big Smile	☀☀	36-42"	12-18"	White with red flame	2-4 weeks, July	♣♣☿	
Kaveri	☀☀	42-48"	12-18"	Red-orange with yellow edge	2-4 weeks, July	♣♣☿	
Roselily Sara	☀☀	24-30"	12-18"	Blush pink, double	2-4 weeks, July	♣☿	
Roselily Sita	☀☀	20-24"	12-18"	White with raspberry speckles	2-4 weeks, July	♣☿	
Sunny Azores	☀☀	16-20"	12-18"	Pink-yellow and white	2-4 weeks, June	♣♣☿	
Sunny Bahamas	☀☀	12-16"	12-18"	Showy white	2-4 weeks, July	♣♣☿	
Sunny Keys	☀☀	16-20"	12-18"	Dark pink with white edges	2-4 weeks, July	♣☿	
Sunny Martinique	☀☀	16-20"	12-18"	Large, dark pink w/ white edge	2-4 weeks, July	♣♣☿	
Sunny Robyn	☀☀	24-30"	12-18"	Soft pink with dark pink center	2-4 weeks, July	♣♣☿	
Tabledance	☀☀	30-36"	12-18"	Pink	2-4 weeks, July	♣♣☿	
Tiger Moon	☀☀	42-48"	36-48"	Yellow with black freckles	2-4 weeks, July	♣♣☿	
Trumpet Dalian	☀☀	36-42"	12-18"	Large, reddish pink	2-4 weeks, July	♣♣☿	

☀ = Sun ☀☀ = Partial Shade ☀☀☀ = Shade ♣ = Butterfly ☿ = Hummingbird ♣☿ = Fragrant ★ = New Plant for 2023!

# Daylilies

Variety		Height	Spread	Flower Description	Bloom Time	Special Features
Apache War Dance	☀	30-36"	18-24"	Scarlet red with dark eye and yellow throat	2-4 weeks, July, reblooms	✚✚
Apricot Sparkles	☀	12-16"	18-24"	Large apricot	4-6 weeks, July, reblooms	✚✚
Bela Lugosi	☀	30-36"	18-24"	Deep purple	2-4 weeks, July	✚✚
Born to Run	★☀	20-24"	18-24"	Ruffled rosy red with yellow picotee edge	2-4 weeks, July	✚✚
Chesapeake Crablegs	☀	30-36"	30-36"	Red-orange with gold throat	2-4 weeks, June, reblooms	✚✚✚
Double Pardon Me	☀	16-20"	18-24"	Crimson red with yellow-green throat	2-4 weeks, July, reblooms	✚✚✚
Dynamite Returns	☀	16-20"	18-24"	Warm pink with green to chartreuse throat	4-6 weeks, July, reblooms	✚✚
Going Bananas	☀	20-24"	18-24"	Canary yellow	8-12 weeks, July, reblooms	✚✚
Handwriting on Wall	☀	20-24"	18-24"	Dusty pink with lavender eye and yellow throat	2-4 weeks, July, reblooms	✚✚✚
Happy Returns	☀	16-20"	18-24"	Canary yellow	2-4 weeks, June, reblooms	✚✚
Heavenly Angel Ice	☀	30-36"	30-36"	Ruffled white with green-yellow throat	2-4 weeks, July, reblooms	✚✚
Indian Giver	☀	24-30"	18-24"	Purple with white edge	2-4 weeks, July, reblooms	✚✚
Little Grapette	☀	12-16"	18-24"	Grape purple	2-4 weeks, June	✚✚
Mighty Chestnut	☀	24-30"	18-24"	Orange-brown, deep chestnut eye/yellow throat	2-4 weeks, June	✚✚
Night Embers	☀	24-30"	18-24"	Double maroon with gold edges	2-4 weeks, July, reblooms	✚✚
Orange You Lucky Returns	☀	12-16"	12-18"	Double deep orange with deep red orange eye	2-4 weeks, late May, reblooms	✚✚
Passionate Returns	☀	16-20"	12-18"	Rosy-pink with green throat	8-12 weeks, July, reblooms	✚✚
Purple De Oro	☀	16-20"	18-24"	Purple	8-12 weeks, June	✚✚
Rainbow Rhythm Nosferatu	☀	20-24"	18-24"	Ruffled deep purple with chartreuse throat	2-4 weeks, July, reblooms	✚✚✚
Rainbow Rhythm Primal Scream	☀	30-36"	18-24"	Large, ruffled orange-gold	2-4 weeks, June	✚✚
Rainbow Rhythm Ruby Spider	☀	30-36"	12-18"	Large, ruby red with yellow throat	2-4 weeks, June	✚✚
Rainbow Rhythm Tiger Swirl	☀	30-36"	18-24"	Large, golden yellow with raspberry red eye	2-4 weeks, July, reblooms	✚✚
Rock Solid	☀	24-30"	18-24"	Creamy blush with plum eye and picotee edge	2-4 weeks, July, reblooms	✚✚✚
Royal Frosting	☀	20-24"	18-24"	White with yellow center	2-4 weeks, July	✚✚✚
Ruby Stella	☀	16-20"	18-24"	Deep wine-red	8-12 weeks, July	✚✚
Scentual Sundance	☀	16-20"	18-24"	Yellow	4-6 weeks, June, reblooms	✚✚
Scottish Fantasy	☀	24-30"	18-24"	Large rose-pink	2-4 weeks, July, reblooms	✚✚
Stella de Oro	☀	16-20"	18-24"	Golden yellow	8-12 weeks, June	✚✚
When My Sweetheart Returns	☀	12-16"	18-24"	Light yellow with ruffles, rose-pink eye	6-8 weeks, June, reblooms	✚✚
Winner's Portrait	☀	24-30"	18-24"	Ruffled cream-pink and yellow	6-8 weeks, late July	✚✚
You Are My Sunshine	☀	24-30"	18-24"	Bright gold with red eye and edge	2-4 weeks, June, reblooms	✚✚

Daylilies are low maintenance perennials that thrive in the sun. Their flowers come in a wide range of colors. Different flower forms such as double or ruffled are what make each variety unique. While many varieties only bloom for 2-4 weeks, most newer varieties bloom 8-12 weeks continuously when deadheaded. They look fantastic when planted in masses, on slopes for erosion control or in the perennial border. Butterflies and hummingbirds absolutely love Daylilies and they make great cut flowers.

## SYMBOL KEY



= Sun

These plants need at least 8 hours of direct sunlight.



= Partial Shade

These plants need a minimum of 4 hours of direct sunlight and a maximum of 8 hours. Avoid hot afternoon sun.



= Shade

These plants need less than 4 hours of direct sunlight. Avoid hot afternoon sun.



= Butterfly

These plants attract butterflies.



= Hummingbird

These plants attract hummingbirds.



= Fragrant

These plants have a fragrance.



= New

This plant is new for 2023!

## Dividing & Fertilizing Perennials

Although some perennials can grow in the same location for many years, most need to be divided at some time. The most noticeable indications of this are when the plant dies out in the center, flowering decreases or the plant has grown too large for the space. Spring is the best time for dividing most plants as the plant has not yet leafed out and is easier to handle. However, early fall is also a good time to divide. The plant has slowed down its growth by then and can be trimmed back for better manageability. Spring blooming plants such as Peony and Iris should be divided in fall after they are done blooming. This allows the plant to focus its energy on creating beautiful flowers in spring, rather than being stressed out and trying to establish a new root system at the same time. To divide, dig the clump out of the ground using a spade or garden fork. Break the plant into several pieces using your hands to pull it apart or use a spade or knife to cut it into smaller clumps.

Fertilize in the spring when new growth begins using a slow release fertilizer such as **Espoma® Plant-tone**. Fertilize twice a year as specified in the instructions.

Due to the possibility of conditions beyond our control, Bordine's reserves the right to be out of any item at any time.

# Grasses

Variety		Height	Spread	Type	Foliage	Bloom Time	Flower Description
<b>Bamboo</b> , Clumping	☀	6-8'	-	Clumping	Long, narrow dark green, red accented stems	-	-
<b>Big Bluestem</b> , Blackhawks	☀	4-5'	18-24"	Clumping	Blue-green turning purple in cool weather	4-6 weeks, August	Purple-red seed heads
Dancing Wind	☆☀	5-6'	24-30"	Clumping	Blue-green turning scarlet in cool weather	4-6 weeks, August	Reddish seed heads
Karl's Cousins	☀	4-5'	18-24"	Clumping	Blue-green turning purple in cool weather	4-6 weeks, August	Purple-blue seed heads
Red October	☀	5-6'	18-24"	Clumping	Green turning bright red in cool weather	4-6 weeks, August	Vivid red seed heads
<b>Black Mondo</b> , Ebony Knight	☀	8-12"	12-18"	Slow spreading	Nearly black, shiny	2-4 weeks, August	Dark lavender
<b>Blood</b> , Red Baron	☀	16-20"	12-18"	Slow spreading	Green, bright red tips	-	-
<b>Feather Reed</b> , Fall Blooming	☀	30-36"	24-30"	Clumping	Slender green	2-4 weeks, September	Pink-green plumes; tan seed heads
Karl Foerster	☀	4-5'	30-36"	Clumping	Slender green	8-12 weeks, late May	Rose plumes; tan seed heads
Overdam	☀	24-30"	18-24"	Clumping	Green and white variegated	8-12 weeks, late May	Golden plumes and seed heads
<b>Fescue</b> , Elijah Blue	☀	12-16"	18-24"	Clumping	Fine, light blue	2-4 weeks, May	Tan seed heads
<b>Fountain</b> , Burgundy Bunny	☀	12-16"	12-18"	Clumping	Green with burgundy tips, scarlet in fall	4-6 weeks, August	Cream plumes w/ tan seed heads
Ginger Love	☀	30-36"	30-36"	Clumping	Thin green	4-6 weeks, August	Bottlebrush dark red plumes
Hameln	☀	20-24"	18-24"	Clumping	Thin green	4-6 weeks, August	Silver-rose plumes; tan seed heads
Hush Puppy	☀	20-24"	24-30"	Clumping	Thin green	4-6 weeks, August	Light pink plumes; tan seed heads
Jambalaya	☀	30-36"	36-48"	Clumping	Green; arching	4-6 weeks, August	Pinkish-silver plumes
Karley Rose	☀	30-36"	24-30"	Clumping	Thin bright green; arching	4-6 weeks, August	Rose foxtail plumes
Lumen Gold	☀	20-24"	30-36"	Clumping	Gold, aging to light green; arching	4-6 weeks, August	Silvery brown plumes
Puppy Love	☀	30-36"	30-36"	Clumping	Dark green with burgundy accents; arching	4-6 weeks, August	Dusky red plumes age to black
Red Head	☀	36-42"	24-30"	Clumping	Thin bright green; arching	4-6 weeks, September	Red bottlebrush plumes
<b>Hakonechloa</b>	☀	12-16"	24-30"	Slow spreading	Bright yellow and green variegated	-	-
All Gold	☀	12-16"	24-30"	Slow spreading	Bright golden	-	-
<b>Little Bluestem</b> , Blue Arrow	☀	20-24"	30-36"	Clumping	Steel-blue; broad arrow shaped	8-12 weeks, August	Steel-blue spikes
Exclamation Point	☆☀	24-30"	24-30"	Clumping	Steel-blue, flecks of purple and maroon	-	-
Little Arrow	☀	20-24"	18-24"	Clumping	Green turns bronze in cool weather	4-6 weeks, August	Green and bronze seed heads
Purple Arrow	☀	20-24"	18-24"	Clumping	Purple hues intensify in cool weather	4-6 weeks, August	Silvery seed heads
Standing Ovation	☀	42-48"	8-12"	Clumping	Blue-green transitions to purple w/ red tips	4-6 weeks, August	Tan seed heads
<b>Maiden</b> , All's Spotted	☀	5-6'	3-4'	Clumping	Green with yellow crossbars	4-6 weeks, August	Soft silver-tan plumes
Big Kahuna	☀	8-10'	4-5'	Clumping	Medium green with white center	2-4 weeks, September	Silvery white plumes
Cabaret	☀	5-6'	24-30"	Clumping	Broad with wide white center & green margin	4-6 weeks, September	Pink plumes
Cosmopolitan	☀	6-8'	4-5'	Clumping	Wide; creamy white and dark green striped	4-6 weeks, September	Silvery plumes
Encore	☀	5-6'	3-4'	Clumping	Green with white midribs	4-6 weeks, September	Coppery purple plumes turning tan
Fire Dragon	☀	6-8'	3-4'	Clumping	Green w/ silver stripes, fiery red/orange in fall	4-6 weeks, September	Silvery-tan plumes
Giant	☀	8-10'	4-5'	Clumping	Green	September to frost	Silvery plumes
Gold Breeze Zebra	☆☀	5-6'	3-4'	Clumping	Green with yellow bands, upright	4-6 weeks, September	Purple-red plumes
Gracillimus	☀	5-6'	4-5'	Clumping	Fine, green	4-6 weeks, September	Coppery-red plumes age to beige
Graziella	☀	5-6'	30-36"	Clumping	Fine, green	4-6 weeks, September	Silvery white tassel-like plumes
Little Kitten	☀	30-36"	24-30"	Clumping	Narrow with silver midribs	4-6 weeks, September	White plumes
Little Zebra	☀	30-36"	24-30"	Clumping	Green with yellow crossbars	4-6 weeks, August	Reddish-purple plumes
Malepartus	☀	5-6'	36-48"	Clumping	Broad green with white midrib; bamboo like	4-6 weeks, late August	Pinkish-purple plumes turning silver
Morning Light	☀	42-48"	36-48"	Clumping	Fine, silvery-green	2-4 weeks, October	Reddish-pink plumes
Porcupine	☀	5-6'	4-5'	Clumping	Green with yellow crossbars, held upright	4-6 weeks, September	Copper-silver plumes
Tiger Tail	☀	5-6'	36-48"	Clumping	Green with yellow bands	4-6 weeks, September	Bronze plumes
Variegated	☀	5-6'	4-5'	Clumping	Creamy white and green striped	4-6 weeks, September	Silvery-pink plumes
Zebra	☀	5-6'	36-48"	Clumping	Green w/ distinctive bands of yellow; arching	4-6 weeks, September	Bronze-pink plumes
<b>Purple Love</b>	☆☀	16-20"	12-18"	Clumping	Bluish-green	6-8 weeks, August	Purple hued
<b>Ravenna</b>	☀	8-10'	4-5'	Clumping	Green	4-6 weeks, September	Tall beige plumes age to white
<b>Sedge</b> , Bowles Golden	☀	8-12"	18-24"	Slow spreading	Brilliant yellow with thin green stripe	-	-
Evercolor Everest	☀	12-16"	12-18"	Slow spreading	Green with white edges, evergreen	-	-
Ice Dance	☀	8-12"	12-18"	Slow spreading	Green edged with pure white	-	-
Red Rooster	☀	20-24"	12-18"	Clumping	Coppery bronze	-	-
<b>Switch</b> , Hot Rod	☀	36-42"	18-24"	Clumping	Blue-green to deep maroon	4-6 weeks, August	Red, airy panicles
Northwind	☀	4-5'	30-36"	Clumping	Green, turning bright yellow in fall	2-4 weeks, August	Fine, yellow panicles
Rotstrahlbusch	☀	36-42"	30-36"	Clumping	Blue-green, turning red in fall	2-4 weeks, August	Reddish, airy panicles
Shenandoah	☀	30-36"	30-36"	Clumping	Green with red tips starting in June	4-6 weeks, August	Red, airy panicles
Thundercloud	☀	6-8'	4-5'	Clumping	Blue-green	4-6 weeks, August	Tan panicles

**Perennial Grasses** are an extremely diverse group of plants offering many colors, textures and forms suited to a wide range of growing conditions. Most Perennial Grasses prefer full sun (8 or more hours of direct sunlight), but many grow well in partial shade (4-8 hours of direct sunlight). Grasses with variegated leaves are more tolerant of shade conditions than Grasses with green foliage. The addition of composted manure and sphagnum peat will insure a healthy planting. These products help nurture the plant, hold moisture and aerate the soil. Perennial Grasses should be trimmed to a height of around 4" in April. You may cut them back in the fall but they tend to overwinter better if left standing until spring. Many Grasses hold their shape through the winter months adding interesting contrast, color and sound to the winter garden.

# Perennials Sun A-Z

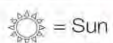
Plant Name		Height	Spread	Flower Description	Bloom Time	Special Features
<b>AFRICAN LILY</b> , Blue Yonder	☀️	20-24"	18-24"	Dark blue, pendulous	6-8 weeks, July	✚️ Glossy, grass-like foliage.
Pinocchio	★	20-24"	18-24"	Pale periwinkle-blue	6-8 weeks, June	✚️ Strap shaped, grass-like foliage.
<b>AGASTACHE</b> , Beelicious Purple	☀️	16-20"	8-12"	Purple, bottlebrush-like	4-6 weeks, June, reblooms	✚️✚️✚️ Licorice scent is unbelievable!
Blue Fortune	☀️	30-36"	18-24"	Deep blue, bottlebrush-like	2-4 weeks, July	✚️✚️✚️ Licorice scent is unbelievable!
Poquito Lavender	★	12-16"	12-18"	Lavender-pink, bottlebrush-like	8-12 weeks, June	✚️✚️✚️ Very compact variety!
<b>ALLIUM</b> , Blue Eddy	☀️	4-6"	8-12"	Clear pink, balloon-shaped	4-6 weeks, July	✚️ Powder blue, twisted foliage.
Blue Twister	☀️	8-12"	8-12"	Lavender-pink, globe shaped	4-6 weeks, July	✚️ Blue-green, corkscrew foliage.
Cosmic Blue	☀️	12-16"	12-18"	Dusky purple, balloon-shaped	4-6 weeks, July	✚️ Powder blue, twisted foliage.
Globemaster	☀️	20-24"	18-24"	Large, lilac-pink, globe shaped	2-4 weeks, May	✚️ Shiny green, strap-like foliage.
Lavender Bubbles	★	12-16"	18-24"	Dark dusty purple, globe shaped	4-6 weeks, late August	✚️✚️ Blue-green, cork-screw foliage.
Millennium	☀️	12-16"	12-18"	Pink-purple, globe shaped	4-6 weeks, July	✚️ <b>2018 Perennial Plant of the Year!</b>
Serendipity	☀️	16-20"	12-18"	Rosy purple, balloon-shaped	4-6 weeks, July	✚️ Glossy green, strap-like foliage.
<b>ANEMONE</b> , Curtain Call Deep Rose	☀️	12-16"	12-18"	Rose, semi-double	4-6 weeks, late August	✚️ Great late summer and fall color!
Fantasy Red Riding Hood	☀️	16-20"	18-24"	Deep purple-pink, single	4-6 weeks, late June	✚️ Great mid summer and fall color!
Japanese, Fantasy Cinderella	☀️	16-20"	18-24"	Pink, single	2-4 weeks, September	✚️ Great late summer and fall color!
Japanese, September Charm	☀️	24-30"	18-24"	Silver-rose, single	2-4 weeks, September	✚️ Great late summer and fall color!
Lucky Charm	☀️	30-36"	12-18"	Pink, single	2-4 weeks, September	✚️ Great late summer and fall color!
Snow Drop	☀️	12-16"	12-18"	White with yellow center, single	2-4 weeks, May, may rebloom	✚️ May rebloom in fall!
Spring Beauty Pink	★	8-12"	12-18"	Vivid pink with white center	4-6 weeks, May	✚️ Deep green fern-like foliage.
<b>ARMERIA</b> , Bloodstone	☀️	8-12"	12-18"	Rosy-red, pom-pom shaped	4-6 weeks, June	✚️ Grass-like mounds, may remain evergreen.
<b>ARTEMISIA</b> , Silver Brocade	☀️	8-12"	12-18"	-	-	Silvery-gray, deeply cut, interesting foliage.
Silvermound	☀️	8-12"	18-24"	-	-	Fine, silver-gray foliage.
<b>ASTER</b> , Believer	☀️	16-20"	18-24"	Dark blue with yellow eye	2-4 weeks, August	✚️
Dragon	☀️	16-20"	18-24"	Light blue with yellow eye	2-4 weeks, August	✚️
Magic Pink	☀️	16-20"	18-24"	Pink with yellow eye	2-4 weeks, August	✚️
Magic Purple	☀️	16-20"	18-24"	Purple with yellow eye	2-4 weeks, August	✚️
October Skies	☀️	16-20"	18-24"	Lavender-blue with yellow eye	2-4 weeks, August	✚️
Wood's Light Blue	☀️	12-16"	18-24"	Light blue	2-4 weeks, August	✚️
Wood's Purple	☀️	12-16"	18-24"	Purple-blue	2-4 weeks, August	✚️
<b>BABY'S BREATH</b> , Festival Star	☀️	12-16"	8-12"	Large white	8-12 weeks, May	✚️ Long lasting flowers, good cut flower.
Summer Sparkles	☀️	24-30"	30-36"	Bright white, semi-double	4-6 weeks, late June, reblooms	✚️ Good cut flower.
<b>BACHELOR BUTTON</b> , Blue	☀️	20-24"	18-24"	Dark blue	2-4 weeks, June	✚️ Old-fashioned favorite for cut flower bouquets.
<b>BALLOON FLOWER</b> , Double Blue	★	20-24"	12-18"	Violet-blue, balloon-shaped	2-4 weeks, July	Excellent border or rock garden plant.
Pop Star Blue	☀️	6-8"	6-8"	Purple-blue, balloon-shaped	4-6 weeks, June	✚️✚️ Excellent border or rock garden plant!
<b>BAPTISIA</b>	☀️	36-42"	30-36"	Blue, pea-shaped	2-4 weeks, June	✚️ Blue-green, delicate foliage. Good cut flower.
American Goldfinch	☀️	36-42"	4-5'	Golden yellow, pea-shaped	2-4 weeks, late May	✚️ Great for filling a large space in the garden!
Decadence Blueberry Sundae	☀️	30-36"	30-36"	Vibrant indigo, pea-shaped	2-4 weeks, June	✚️ Blue-green foliage. Good cut flower.
Decadence Cherries Jubilee	☀️	30-36"	30-36"	Bi-color maroon and yellow	2-4 weeks, June	✚️ Blue-green foliage. Good cut flower.
Decadence Dark Chocolate	★	30-36"	30-36"	Nearly black, charcoal-purple	2-4 weeks, June	✚️ Blue-green foliage. Good cut flower.
Decadence Lemon Meringue	☀️	30-36"	30-36"	Lemon yellow, pea-shaped	2-4 weeks, June	✚️ Blue-green foliage. Good cut flower.
Violet Dusk	★	42-48"	36-48"	Lavender with ivory center	2-4 weeks, June	✚️ Green foliage, vase shaped. Good cut flower.
<b>BEAR'S BREECH</b> , Hungarian	☀️	20-24"	24-30"	Purple/white/pink spikes	2-4 weeks, late June	✚️ Spiny foliage up to two feet.
<b>BEE BALM</b> , Gardenview Scarlet	☀️	30-36"	24-30"	Rich red	2-4 weeks, July	✚️✚️✚️ Butterflies and Hummingbirds love this fragrant beauty! Once the initial flowering has ended, cut back the entire plant by 2/3. This promotes new growth and you'll be rewarded with more flowers in just a few weeks!
Raspberry Wine	☀️	30-36"	24-30"	Wine-red	2-4 weeks, July	✚️✚️✚️
Sugar Buzz Bubblegum Blast	☀️	20-24"	30-36"	Hot pink	2-4 weeks, July	✚️✚️✚️
Sugar Buzz Grape Gumball	☀️	20-24"	18-24"	Vibrant purple	2-4 weeks, July	✚️✚️✚️
Sugar Buzz Lilac Lollipop	☀️	16-20"	12-18"	Lavender-lilac	2-4 weeks, July	✚️✚️✚️
Sugar Buzz Pink Frosting	☀️	12-16"	18-24"	Pastel pink	2-4 weeks, July	✚️✚️✚️
Sugar Buzz Rockin Raspberry	☀️	16-20"	12-18"	Deep raspberry purple	2-4 weeks, July	✚️✚️✚️
<b>BELLFLOWER</b> , Birch Hybrid	☀️	6-8"	8-12"	Pale blue, bell-shaped	4-6 weeks, June	✚️✚️ Trailing. Good for rock wall or steep slope.
Blue Orb	☀️	8-12"	8-12"	Blue, bell-shaped	4-6 weeks, June	✚️ Excellent border or rock garden plant.
Blue Waterfall	☀️	6-8"	18-24"	Blue with white, bell-shaped	4-6 weeks, June	Excellent border or rock garden plant.
Peachleaf, Takion Blue	☀️	16-20"	12-18"	Lavender-blue, bell-shaped	4-6 weeks, June	✚️✚️ Good cut flower.
<b>BETONY</b> , Hummelo	☀️	16-20"	12-18"	Lavender-rose spikes	4-6 weeks, June	✚️ <b>2019 Perennial Plant of the Year!</b>
<b>BLUE-EYED GRASS</b> , Lucerne	☀️	8-12"	8-12"	Bright blue, star-shaped	6-8 weeks, May	✚️ Great along walkways and in rock gardens.
<b>BLUE STAR</b> , Blue Ice	☀️	24-30"	24-30"	Sky blue, star-shaped	2-4 weeks, June	✚️ Bright yellow fall color.
Storm Cloud	☀️	24-30"	36-48"	Periwinkle-blue, star-shaped	4-6 weeks, June	✚️ Native North American perennial.
<b>CALAMINT</b> , Montrose White	☀️	12-16"	18-24"	White plumes	8-12 weeks, June	✚️✚️✚️ Shiny green, mint scented foliage.
<b>CANDYTUFT</b> , Alexander's White	☀️	8-12"	12-18"	White	2-4 weeks, late April	✚️✚️ Excellent border or rock garden plant.
Snow Cone	☀️	8-12"	12-18"	White	2-4 weeks, April	✚️✚️ Excellent border or rock garden plant.
<b>CATMINT</b> , Blue Prelude	☀️	12-16"	18-24"	Periwinkle-blue	6-8 weeks, July	✚️✚️✚️ Dark green, mint scented foliage.
Purrsian Blue	☀️	12-16"	18-24"	Periwinkle-blue	6-8 weeks, July	✚️✚️✚️ Dark green, mint scented foliage.
Walker's Low	☀️	12-16"	18-24"	Lavender-blue	4-6 weeks, June, reblooms	✚️✚️✚️ Long blooming with fragrant foliage.



# Perennials Sun A-Z

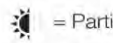
Plant Name		Height	Spread	Flower Description	Bloom Time	Special Features
<b>COLUMBINE</b> , Earlybird Purple Blue	☀	8-12"	8-12"	Purple-blue with white center	2-4 weeks, May	Columbine is an easy to grow perennial, adding beautiful color to the spring garden. Deadheading encourages the plant to produce more blooms!
Earlybird Red Yellow	☀	8-12"	8-12"	Red with white center	2-4 weeks, May	
Kirigami Deep Blue and White	☀	20-24"	12-18"	Blue with white center	2-4 weeks, May	
Kirigami Red and White	☀	20-24"	12-18"	Red with white center	2-4 weeks, May	
Kirigami Yellow	☀	20-24"	12-18"	Yellow	2-4 weeks, May	
<b>CONEFLOWER</b> , Artisan Red Ombre	☀	12-16"	18-24"	Red, softening with age	4-6 weeks, June	Large, daisy-like flowers provide a long display of color late in summer, continuing into fall. The flower petals reflex downward to show off its stunning cone-like center, which butterflies and hummingbirds love. Once established these beauties are heat and drought tolerant. Instead of deadheading, leave the seed heads standing to provide winter interest and a winter food source for finches and other birds.
Artisan Soft Orange	☀	20-24"	18-24"	Deep orange, softens with age	4-6 weeks, June	
Artisan Yellow Ombre	★☀	20-24"	18-24"	Golden yellow	4-6 weeks, June	
Big Kahuna	☀	20-24"	18-24"	Mango with salmon blush	8-12 weeks, July	
Butterfly Kisses	☀	20-24"	12-18"	Bright pink, pom-pom	8-12 weeks, July	
Cheyenne Spirit	☀	24-30"	18-24"	Red, yellow, orange and white	6-8 weeks, July	
Delicious Candy	☀	20-24"	12-18"	Deep pink, double	6-8 weeks, July	
Double Scoop Raspberry	☀	24-30"	18-24"	Raspberry-pink, double	4-6 weeks, July	
Glowing Dream	☀	20-24"	18-24"	Watermelon-coral	8-12 weeks, July	
Kismet Intense Orange	☀	12-16"	18-24"	Vivid orange shades	4-6 weeks, June	
Kismet Raspberry	☀	12-16"	18-24"	Deep raspberry	4-6 weeks, June	
Kismet Yellow	☀	12-16"	18-24"	Golden yellow	4-6 weeks, June	
Lakota Fire	★☀	12-16"	12-18"	Reddish-orange to pinkish red	4-6 weeks, July	
One in a Melon	★☀	20-24"	18-24"	Melon	4-6 weeks, July	
Orange Skipper	☀	16-20"	18-24"	Neon tangerine orange	4-6 weeks, late July	
PowWow White	☀	20-24"	18-24"	White	4-6 weeks, July	
PowWow Wild Berry	☀	20-24"	18-24"	Rose-purple	4-6 weeks, July	
Prima Ginger	★☀	16-20"	12-18"	Gingery salmon-orange	8-12 weeks, June	
Raspberry Truffle	☀	30-36"	18-24"	Coral-pink	4-6 weeks, July	
Sombrero Adobe Orange	☀	20-24"	18-24"	Bright orange	2-4 weeks, late July	
Sombrero Baja Burgundy	☀	16-20"	18-24"	Burgundy-red	8-12 weeks, June	
Sombrero Granada Gold	☀	16-20"	18-24"	Rich golden yellow	8-12 weeks, June	
Sombrero Lemon	☀	20-24"	18-24"	Lemon yellow	8-12 weeks, June	
Sombrero Rosada	★☀	20-24"	18-24"	Bright rose-pink	6-8 weeks, June	
Sombrero Salsa	☀	20-24"	18-24"	Red	8-12 weeks, June	
Sombrero Sangrita	☀	16-20"	18-24"	Orange, maturing to red	2-4 weeks, July	
Sombrero Tres Amigos	☀	16-20"	18-24"	Peachy-coral	8-12 weeks, June	
<b>COREOPSIS</b> , Double the Sun	☀	12-16"	12-18"	Golden yellow, semi-double	8-12 weeks, June	The daisy-like flowers of Coreopsis attract lots of butterflies to the garden and make an excellent cut flower. Deadhead as needed to keep them blooming for weeks or cut back the entire plant by 2/3 for a second bloom.
Fall Sensation Vermillion	☀	12-16"	24-30"	Bright red with yellow center	4-6 weeks, June	
Sun Kiss	☀	12-16"	12-18"	Golden yellow with red center	6-8 weeks, late June	
Uptick Gold Bronze	☀	12-16"	12-18"	Gold with bronze eye	8-12 weeks, June	
Uptick Yellow Red	☀	12-16"	12-18"	Yellow with red eye	8-12 weeks, June	
Zagreb	☀	12-16"	12-18"	Golden yellow	6-8 weeks, June	
<b>CROCOSMIA</b> , Lucifer	☀	30-36"	24-30"	Flame-red, trumpet-shaped	2-4 weeks, late July	➤ Broad, sword like foliage. Mulch in winter.
<b>CUPID'S DART</b>	☀	16-20"	12-18"	Vibrant blue, daisy-like	4-6 weeks, June	Good cut flower. Drought tolerant once established.
<b>DAISY</b> , Montauk	☀	20-24"	18-24"	White with yellow center	4-6 weeks, October	➤ Excellent late season color.
Shasta, Banana Cream	☀	16-20"	18-24"	Large, light yellow	2-4 weeks, late June	➤ Deadhead to produce more blooms.
Becky	☀	30-36"	18-24"	Large, white with yellow center	2-4 weeks, late June	➤ Deadhead to produce more blooms.
Madonna	☀	8-12"	8-12"	White with yellow center	4-6 weeks, late June	➤ Compact, dwarf habit.
Snowcap	☀	12-16"	18-24"	White with yellow center	2-4 weeks, late June	➤ Forms very compact mounds of flowers.
<b>DELPHINIUM</b> , Aurora Blue	☀	36-42"	18-24"	Blue spikes	4-6 weeks, June, reblooms	Nothing compares to the tall spikes of Delphinium flowers in the garden! They are an excellent choice for the center of island beds or the back of a border. Their flowers also make a bold statement in cut flower arrangements!
Aurora Deep Purple	☀	36-42"	18-24"	Dark purple spikes	4-6 weeks, June, reblooms	
Aurora Lavender	☀	36-42"	18-24"	Lavender spikes	4-6 weeks, June, reblooms	
Aurora Light Blue	☀	36-42"	18-24"	Light blue spikes	4-6 weeks, June, reblooms	
Summer Blues	☀	8-12"	12-18"	Blue	6-8 weeks, June, reblooms	
Summer Nights	☀	8-12"	12-18"	Blue	6-8 weeks, June, reblooms	

## SYMBOL KEY



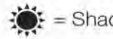
= Sun

These plants need at least 8 hours of direct sunlight.



= Partial Shade

These plants need a minimum of 4 hours of direct sunlight and a maximum of 8 hours. Avoid hot afternoon sun.



= Shade

These plants need less than 4 hours of direct sunlight. Avoid hot afternoon sun.



= Butterfly

These plants attract butterflies.



= Hummingbird

These plants attract hummingbirds.



= Fragrant

These plants have a fragrance.



= New

This plant is new for 2023!

*Start small & watch them grow!*  
**Choose from a wide variety of 4" Starter Perennials!**

# Perennials Sun A-Z

Plant Name		Height	Spread	Flower Description	Bloom Time	Special Features
<b>DIANTHUS</b> , Cute as a Button	☼	6-8"	8-12"	Bright pink with deep red eye	4-6 weeks, June	☼☼☼
Double Bubble	☼☼	8-12"	8-12"	Medium pink, double	2-4 weeks, June	☼☼☼
Early Bird Chili	☼	6-8"	12-18"	Dark coral, double	8-12 weeks, May	☼☼☼
Early Bird Fizzy	☼	8-12"	12-18"	Lavender with maroon eye, double	8-12 weeks, May	☼☼☼
Early Bird Frosty	☼	6-8"	12-18"	Creamy white with ruffled edge	8-12 weeks, May	☼☼☼
Early Bird Radiance	☼	6-8"	12-18"	Red, double	8-12 weeks, May	☼☼☼
Electric Red	☼☼	8-12"	12-18"	Red fringed	2-4 weeks, June	☼☼☼
Frosty Fire	☼	4-6"	12-18"	Red, double	2-4 weeks, June	☼☼☼
Fruit Punch Cherry Vanilla	☼	8-12"	12-18"	Red with pink edge, double	6-8 weeks, June	☼☼☼
Fruit Punch Classic Coral	☼	8-12"	12-18"	Coral-pink, double	6-8 weeks, June	☼☼☼
Fruit Punch Cranberry Cocktail	☼	8-12"	12-18"	Magenta pink, double	8-12 weeks, June	☼☼☼
Fruit Punch Funky Fuchsia	★☼	8-12"	12-18"	Bright fuchsia purple, double	6-8 weeks, June	☼☼☼
Fruit Punch Raspberry Ruffles	☼	8-12"	12-18"	Pink with white edge, double	6-8 weeks, June	☼☼☼
Fruit Punch Spiked Punch	☼	8-12"	12-18"	Fuchsia-pink, double	8-12 weeks, June	☼☼☼
Fruit Punch Sweetie Pie	☼	8-12"	12-18"	Pink, semi-double	8-12 weeks, June	☼☼☼
Goody Gumdrops	☼	8-12"	12-18"	Fuchsia-pink, semi-double	6-8 weeks, June	☼☼☼
Neon Star	☼	4-6"	12-18"	Purplish-red, fringed	6-8 weeks, June	☼☼☼
Paint the Town Fuchsia	☼	6-8"	12-18"	Pink with lavender center	6-8 weeks, June	☼☼☼
Paint the Town Magenta	☼	6-8"	12-18"	Vibrant magenta pink	6-8 weeks, June	☼☼☼
Red Rouge	★☼	8-12"	12-18"	Burgundy with rosy pink edge	4-6 weeks, June	☼☼☼
Rockin Pink Magic	☼	20-24"	8-12"	Opens white, matures to pink/rose	6-8 weeks, May	☼☼☼
Rockin Purple	☼	20-24"	8-12"	Plum-purple, fringed	4-6 weeks, May	☼☼☼
Rockin Red	☼☼	20-24"	8-12"	Scarlet, frilled	6-8 weeks, May	☼☼☼
Sweet William	☼	8-12"	12-18"	Mixed colors, double	2-4 weeks, late May	☼☼☼ Biennial. Great for rock gardens.
Telstar Picotee	☼	8-12"	12-18"	Red with white edges	4-6 weeks, June	☼☼☼ Deadhead to produce more blooms.
Telstar Pink	☼	8-12"	12-18"	Pink	4-6 weeks, June	☼☼☼ Deadhead to produce more blooms.
Telstar Purple	☼	8-12"	12-18"	Purple	4-6 weeks, June	☼☼☼ Deadhead to produce more blooms.
Telstar Scarlet	☼	8-12"	12-18"	Scarlet	4-6 weeks, June	☼☼☼ Deadhead to produce more blooms.
<b>EVENING PRIMROSE</b> , Missouri	☼☼	12-16"	18-24"	Bright yellow	4-6 weeks, June	☼☼☼ Trailing habit.
Siskiyou	☼☼	12-16"	18-24"	Bright pink	4-6 weeks, June	☼☼☼ Trailing habit.
<b>FOXGLOVE</b> , Camelot Lavender	☼☼	36-42"	18-24"	Lavender with purple spots	2-4 weeks, late June	☼☼☼ Flowers reliably every year!
Camelot Rose	☼☼	36-42"	18-24"	Rose with purple spots	2-4 weeks, late June	☼☼☼ Flowers reliably every year!
Dalmatian Rose	☼☼	20-24"	18-24"	Pink-rose with purple spots	2-4 weeks, late June	☼☼☼ Flowers reliably every year!
Pink Perennial	☼☼	30-36"	18-24"	Strawberry pink with red markings	2-4 weeks, June	☼☼☼ Good cut flower. Deadhead for more blooms.
<b>GAILLARDIA</b> , Arizona Sun	☼	8-12"	12-18"	Red and yellow	6-8 weeks, June	☼☼☼ Also known as Blanket Flower, this summer favorite is covered with bold, daisy-like flowers. Deadhead after flowering to produce more blooms.
Spintop Copper Sun	☼	8-12"	12-18"	Burnt-copper with gold tips	6-8 weeks, June	☼☼☼
Spintop Orange Halo Imp	☼	12-16"	12-18"	Orange with gold tips	6-8 weeks, June	☼☼☼
Spintop Red	☼	8-12"	12-18"	Red	6-8 weeks, June	☼☼☼
<b>GAURA</b> , Cherry Brandy	☼	30-36"	18-24"	Two-tone pink	6-8 weeks, June	☼☼☼ Cut back by 2/3 for second bloom.
<b>GERANIUM</b> , Boom Chocolatta	☼☼	20-24"	24-30"	Blue-purple	6-8 weeks, June	☼☼☼ Dark bronze foliage. Long bloomer!
Pink Summer	☼☼	8-12"	12-18"	Light pink	4-6 weeks, June	☼☼☼ Cut back by 2/3 for second bloom.
Rozanne	☼☼	20-24"	24-30"	Violet-blue	8-12 weeks, June	☼☼☼ Great long bloomer for summer!
<b>GEUM</b> , Blazing Sunset	☼	20-24"	12-18"	Scarlet-red, double	6-8 weeks, June	☼☼☼ Green fan-shaped foliage.
Tempo Rose	★☼	8-12"	12-18"	Rosy-pink, semi-double	6-8 weeks, May	☼☼☼ Lobed, serrated green foliage.
Totally Tangerine	☼☼	12-16"	12-18"	Tangerine orange	6-8 weeks, May	☼☼☼ Dark green fan-shaped foliage.
<b>GOLDENROD</b> , Little Lemon	☼	8-12"	12-18"	Yellow	4-6 weeks, August	☼☼☼ Heat, wind and drought tolerant.
<b>HIBISCUS</b> , Airbrush Effect	☼	42-48"	4-5'	Pink-white with red eye	6-8 weeks, July	☼☼☼
Blackberry Merlot	☼	4-5'	36-48"	Deep velvety red	6-8 weeks, late July	☼☼☼
Candy Crush	☼	4-5'	36-48"	Bubblegum pink with dark eye	6-8 weeks, late July	☼☼☼
Dark Mystery	☼	4-5'	4-5'	White with cherry eye, pink veining	6-8 weeks, late July	☼☼☼
Edge of Night	☼	36-42"	30-36"	Bubblegum pink with dark veining	6-8 weeks, late July	☼☼☼
Luna Pink Swirl	☼	30-36"	18-24"	White w/ pink edges, dark red eye	6-8 weeks, late July	☼☼☼
Luna Red	☼	30-36"	18-24"	Deep burgundy-red	6-8 weeks, late July	☼☼☼
Luna Rose	☼	30-36"	18-24"	Large, rose	6-8 weeks, late July	☼☼☼
Mars Madness	☼	4-5'	6-8"	Large, magenta red	6-8 weeks, late July	☼☼☼
Starry Starry Night	☼	3-4'	36-48"	Large, pale pink to dark pink	6-8 weeks, late July	☼☼☼
Summerific Ballet Slippers	☼	4-5'	36-48"	White with red eye, pink edges	6-8 weeks, late July	☼☼☼
Summerific Berry Awesome	☼	4-5'	4-5'	Large, lavender-pink with red eye	6-8 weeks, late July	☼☼☼
Summerific Cherry Choco Latte	☼	42-48"	36-48"	Large, white with deep pink veins	6-8 weeks, July	☼☼☼
Summerific Cranberry Crush	☼	30-36"	36-48"	Large, deep scarlet red	6-8 weeks, late July	☼☼☼
Summerific Lilac Crush	☼	4-5'	36-48"	Lavender with bluish tint, red eye	6-8 weeks, July	☼☼☼
Summerific Perfect Storm	☼☼	30-36"	4-5'	White w/ red eye and pink streaks	6-8 weeks, late July	☼☼☼
Summerific Spinderella	☼	4-5'	4-5'	White with pink edges, dark eye	6-8 weeks, late July	☼☼☼
Summerific Valentine's Crush	☼	4-5'	30-36"	Large, red	6-8 weeks, July	☼☼☼

# Perennials Sun A-Z

Plant Name		Height	Spread	Flower Description	Bloom Time	Special Features
<b>HOLLYHOCK, Blacknight</b> ☆	☼	5-6'	18-24"	Deep black-purple, single	4-6 weeks, July	✚✚ Gives great height in the garden.
Fiesta Time	☼	30-36"	18-24"	Fringed pink, double	4-6 weeks, July	✚✚ Biennial. Compact habit.
Mars Magic	☼	5-6'	18-24"	Red, single	4-6 weeks, July	✚✚ Gives great height in the garden.
Radiant Rose	☆	5-6'	18-24"	Rose-pink, single	4-6 weeks, late June	✚✚ Gives great height in the garden.
Sunshine	☆	5-6'	18-24"	Yellow, single	4-6 weeks, July	✚✚ Gives great height in the garden.
Zebrina	☼	42-48"	18-24"	Purple and cream bi-color	4-6 weeks, July	✚✚ Gives great height in the garden.
<b>IRIS, Dwarf Crested, Sam's Mini</b>	☼	2-4"	8-12"	Blue-violet with yellow/white crests	2-4 weeks, May	✚
<b>German Bearded, Beverly Sills</b>	☼	30-36"	12-18"	Coral pink	2-4 weeks, May, reblooms	✚✚
Firebreather	☼	36-42"	12-18"	Orange with tangerine beard	2-4 weeks, June, reblooms	✚
Fringe of Gold	☼	30-36"	18-24"	Golden yellow with white falls	2-4 weeks, May	✚✚
Glowing Seraphin	☼	30-36"	12-18"	White with orange beard	2-4 weeks, May, reblooms	✚✚
Harvest of Memories	☼	36-42"	12-18"	Bright yellow	2-4 weeks, May, reblooms	✚✚
Hemstitched	☼	30-36"	18-24"	White with blue rim	2-4 weeks, May	✚✚✚
Immortality	☼	24-30"	12-18"	White	2-4 weeks, late May, reblooms	✚✚✚
Jurassic Park	☼	30-36"	12-18"	Yellow with purple falls	2-4 weeks, May	✚✚
Latest Style	☼	20-24"	8-12"	White with purple falls	2-4 weeks, May	✚✚
On Edge	☼	30-36"	18-24"	Lavender w/ white falls, purple edge	2-4 weeks, May	✚✚
Rimfire	☆	30-36"	12-18"	Rose-red with white falls	2-4 weeks, May	✚
Speeding Again	☼	36-42"	12-18"	Blue-violet	2-4 weeks, May, reblooms	✚✚
Superstition	☼	30-36"	12-18"	Near black	2-4 weeks, May	✚✚
Violet Turner	☼	30-36"	12-18"	Lavender with violet purple falls	2-4 weeks, May, reblooms	✚✚
<b>Japanese, Variegated</b>	☼	30-36"	18-24"	Purple	2-4 weeks, June	✚✚ Green and creamy white foliage.
<b>Siberian, Caesar's Brother</b>	☼	30-36"	18-24"	Deep blue	2-4 weeks, June	Vivid flower color. Good cut flower.
<b>JOE PYE, Chocolate</b>	☼	36-42"	24-30"	White	2-4 weeks, late August	✚ Dark chocolate-burgundy foliage.
Gateway	☼	4-5'	30-36"	Huge lavender	2-4 weeks, August	✚ Huge plant makes a bold statement.
Polished Brass	☆	4-5'	30-36"	Huge creamy white clusters	2-4 weeks, August	✚ Huge plant makes a bold statement.
<b>JUPITER'S BEARD</b>	☼	30-36"	30-36"	Pale red to deep crimson	4-6 weeks, late June	✚✚✚ Deadhead to produce more blooms.
<b>LADY'S MANTLE, Thriller</b>	☼	16-20"	24-30"	Yellow	2-4 weeks, June	Ruffled, serrated foliage.
<b>LAMB'S EAR, Big Ears</b>	☼	8-12"	12-18"	Non-flowering form	-	Large, fuzzy silver foliage. Kids love it!
<b>LAVENDER, Hidcote Blue</b>	☼	12-16"	18-24"	Deep purple	6-8 weeks, June	✚✚✚ Gray-green foliage, very fragrant.
Munstead	☼	16-20"	18-24"	Lavender	6-8 weeks, June	✚✚✚ Gray-green foliage, very fragrant.
Phenomenal	☼	24-30"	24-30"	Purple	6-8 weeks, June	✚✚✚ Gray-green foliage, very fragrant.
Sensational	☆	20-24"	18-24"	Royal purple	6-8 weeks, June	✚✚✚ Silvery-green foliage, very fragrant.
Super Blue	☼	12-16"	18-24"	Blue	6-8 weeks, June	✚✚✚ Gray-green foliage, very fragrant.
Sweet Romance	☼	12-16"	12-18"	Blue-purple	6-8 weeks, June	✚✚✚ Gray-green foliage, very fragrant.
<b>LEOPARD'S BANE, Little Leo</b>	☼	12-16"	12-18"	Yellow	2-4 weeks, late April	✚ Needle shaped flower petals.
<b>LIATRIS, Kobold Original</b>	☼	24-30"	18-24"	Purple-rose spikes	4-6 weeks, July	✚✚ Cut back by 2/3 for second bloom.
<b>LUPINE, Gallery Blue</b>	☼	30-36"	18-24"	Blue spikes	2-4 weeks, June	✚✚ Deadhead to produce more blooms.
Gallery Pink	☼	30-36"	18-24"	Pink spikes	2-4 weeks, June	✚✚ Deadhead to produce more blooms.
Gallery Red	☼	30-36"	18-24"	Red spikes	2-4 weeks, June	✚✚ Deadhead to produce more blooms.
West Country Blacksmith	☼	30-36"	18-24"	Purple and white bi-color spikes	4-6 weeks, June	✚✚ Deadhead to produce more blooms.
West Country Manhattan Lights	☼	30-36"	18-24"	Purple and yellow bi-color spikes	4-6 weeks, June	✚✚ Deadhead to produce more blooms.
West Country Persian Slipper	☆	30-36"	18-24"	Blue with white flecked spikes	4-6 weeks, June	✚✚ Deadhead to produce more blooms.
West Country Red Rum	☼	30-36"	18-24"	Pink, red and lilac bi-color spikes	4-6 weeks, June	✚✚ Deadhead to produce more blooms.
West Country Tequila Flame	☼	30-36"	18-24"	Red-yellow bi-color spikes	4-6 weeks, June	✚✚ Deadhead to produce more blooms.
West Country Terra Cotta	☼	30-36"	18-24"	Orange and pink bi-color spikes	4-6 weeks, June	✚✚ Deadhead to produce more blooms.
<b>LYCHNIS, Gardener's World</b>	☼	24-30"	18-24"	Magenta-red, double	4-6 weeks, July	✚ Silver foliage contrasts well with red flowers.
<b>MILKWEED, Butterfly Flower</b>	☼	24-30"	12-18"	Brilliant orange	2-4 weeks, July	✚✚ <b>2017 Perennial Plant of the Year!</b>
Swamp Cinderella	☼	42-48"	18-24"	Rose-pink clusters	8-12 weeks, June	✚✚✚ Butterflies love the vanilla fragrance.
<b>OBEDIENT PLANT, Miss Manners</b>	☼	12-16"	18-24"	White, snapdragon-like	2-4 weeks, July	✚✚ Clumping type.
Pink Manners	☼	30-36"	18-24"	Lavender-pink, snapdragon-like	2-4 weeks, July	✚ Clumping type.
<b>OREGANO, Ornamental, Kent Beauty</b>	☼	4-6"	12-18"	Dusty rose to mauve	4-6 weeks, July	✚ Blue-green foliage; resembles Eucalyptus.
<b>PENSTEMON, Blackbeard</b>	☼	30-36"	18-24"	Lilac-purple	2-4 weeks, June	✚ Dark eggplant purple foliage.
Dark Towers	☼	30-36"	24-30"	Pink	4-6 weeks, July	✚ Bronze-red foliage.
Rondo Mix	☼	16-20"	12-18"	Shades of purple, pink and white	2-4 weeks, June	✚✚ Deadhead to produce more blooms.

Use these gorgeous flowers in spring cut flower arrangements! Not only the flowers, but also the blue-green sword shaped foliage, is eye-catching in the garden. When planting the rhizomes, remember to plant them just deep enough that the tops are exposed to the sun.

## Searching for a Specific Plant?

### Check out our Plant Library at [bordines.com](https://bordines.com)

More detailed information on all of our plants can be found here!

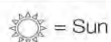


SCAN ME!

# Perennials Sun A-Z

Plant Name		Height	Spread	Flower Description	Bloom Time	Special Features
<b>PEONY, Bowl of Beauty</b>	☀	30-36"	30-36"	Pink with pale yellow center	2-4 weeks, late May	<p>Peonies are one of the most beloved plants in the garden! Their huge, showy blooms are often fragrant and always stunning; making excellent cut flowers! The sturdy shrub-like stems make a handsome, dark green background for your garden throughout the season. Don't worry about the ants, they are merely attracted to the sweet sap on the flower buds. They will not harm your plant nor will they pollinate it, like many people think. Itoh, or Intersectional Peonies, are a cross between a Herbaceous and Tree Peony. They have large flowers and strong stems but die back to ground level every year. Tree Peonies have gorgeous flowers that make a huge statement in the garden! They do not die back to the ground in winter as other Peonies do and therefore do not need to be cut back.</p>
Bowl of Cream	☀	30-36"	30-36"	Pure white, double	2-4 weeks, late May	
Dr. Alexander Fleming	☀	30-36"	30-36"	Pink, double	2-4 weeks, June	
Duchess de Nemours	☀	30-36"	30-36"	Large white, double	2-4 weeks, late May	
Felix Crousse	☀	30-36"	30-36"	Ruby red, double	2-4 weeks, late May	
Felix Supreme	☀	30-36"	30-36"	Large red, double	2-4 weeks, late May	
Festiva Maxima	☀	30-36"	30-36"	White flecked with red, double	2-4 weeks, late May	
Kansas	☀	30-36"	30-36"	Large watermelon red, double	2-4 weeks, late May	
Karl Rosenfield	☀	30-36"	30-36"	Velvety purple-red, double	2-4 weeks, late May	
Krinkled White	☀	30-36"	30-36"	Large white, single	2-4 weeks, late May	
Purple Spider	☀★	30-36"	30-36"	Violet-pink w/ white accent, double	2-4 weeks, late May	
Raspberry Sundae	☀	30-36"	30-36"	White w/ pink streaks, semi-double	2-4 weeks, late May	
Sarah Bernhardt	☀	30-36"	30-36"	Appleblossom pink, double	2-4 weeks, June	
Shirley Temple	☀	30-36"	30-36"	Light pink matures to white, double	2-4 weeks, May	
<b>Itoh, Bartzella</b>	☀	30-36"	30-36"	Yellow, double	2-4 weeks, June	
Canary Brilliants	☀	30-36"	30-36"	Large yellow, semi-double	2-4 weeks, June	
Cora Louise	☀	30-36"	30-36"	White with lavender center	2-4 weeks, June	
First Arrival	☀	30-36"	30-36"	Pink-lavender, double	2-4 weeks, June	
Garden Treasure	☀	30-36"	30-36"	Yellow w/ red center, semi-double	2-4 weeks, June	
Julia Rose	☀	30-36"	30-36"	Apricot fading to yellow, double	2-4 weeks, June	
Morning Lilac	☀	30-36"	30-36"	Lavender pink, single to semi-double	2-4 weeks, June	
Scarlet Heaven	☀	30-36"	30-36"	Ruby red, semi-double	2-4 weeks, June	
<b>Tree, Assorted</b>	☀	3-4'	36-48"	Large, assorted colors	2-4 weeks, May	<p>Very compact habit.</p>
Hanakisoi	☀	36-42"	36-48"	Apricot-pink, semi-double	2-4 weeks, May	
High Noon	☀	4-5'	36-48"	Yellow, double	2-4 weeks, May	
Houki	☀	4-5'	36-48"	Ruby-red, double	2-4 weeks, May	
Kao	☀	3-4'	30-36"	Bright red, ruffled, double	2-4 weeks, May	
Renkaku	☀	4-5'	36-48"	White, semi-double	2-4 weeks, May	
Shikoh	☀	36-42"	36-48"	Pink with white edge, semi-double	2-4 weeks, June	
Shimadaijin	☀	3-4'	36-48"	Purple-magenta, semi-double	2-4 weeks, May	
Shimanishiki	☀	4-5'	36-48"	Red and white, double	2-4 weeks, May	
Yachiyotsubaki	☀	4-5'	36-48"	Deep salmon pink, semi-double	2-4 weeks, May	
<b>PHLOX, Garden, Bambini Cherry Crush</b>	☀★	12-16"	12-18"	Carmine-red clusters	2-4 weeks, July	<p>Extremely resistant to powdery mildew.</p>
Bubble Gum Pink	☀	16-20"	18-24"	Pink with dark pink eye	4-6 weeks, July	
Coral Crème Drop	☀	16-20"	18-24"	Coral with rosy eyes	4-6 weeks, July	
Cover Girl	☀	30-36"	18-24"	Lavender-violet	2-4 weeks, July	
Glamour Girl	☀	30-36"	18-24"	Coral-pink	2-4 weeks, July	
Grape Lollipop	☀	16-20"	18-24"	Purple with white eye	4-6 weeks, July	
Red Riding Hood	☀	20-24"	18-24"	Bright cherry-red	2-4 weeks, July	<p>Extremely resistant to powdery mildew.</p>
<b>PINCUSHION, Butterfly Blue</b>	☀	16-20"	12-18"	Lavender-blue	8-12 weeks, late June	
Pink Mist	☀	16-20"	12-18"	Pink	8-12 weeks, late June	<p>Deadhead to produce more blooms.</p>
<b>POKER PLANT, Fire Dance</b>	☀	16-20"	18-24"	Yellow-orange and fiery red	4-6 weeks, July	
Flamenco	☀	30-36"	18-24"	Yellow-orange and fiery red	4-6 weeks, July	<p>Good cut flower. Deadhead for more blooms.</p>
<b>POPPY, Iceland, Garden Gnome</b>	☀	12-16"	12-18"	Orange, yellow, white, or salmon	6-8 weeks, May	
<b>Oriental, Beauty of Livermore</b>	☀	30-36"	12-18"	Deep red	1-2 weeks, May	<p>Striking flower color. Long blooming.</p>
Crimson Red	☀	24-30"	18-24"	Red with black center	1-2 weeks, May	
Orange Scarlet	☀	30-36"	12-18"	Orange-scarlet with black center	1-2 weeks, May	
Patty's Plum	☀	30-36"	12-18"	Dark purple	1-2 weeks, May	
Prince of Orange	☀	30-36"	12-18"	Orange-scarlet	1-2 weeks, May	
Queen Alexander	☀	30-36"	12-18"	Salmon-pink	1-2 weeks, May	
Royal Wedding	☀	30-36"	12-18"	White with purple-black eye	1-2 weeks, May	<p>Poppies make an excellent cut flower. Oriental Poppies, by nature, go dormant in the hot, humid summers. The foliage will turn brown and die back; so it is beneficial to have other plants nearby. But, in the fall, you will see new, lush foliage growth!</p>
<b>RHUBARB, Victoria</b>	☀	24-30"	36-48"	-	-	

## SYMBOL KEY



= Sun

These plants need at least 8 hours of direct sunlight.



= Partial Shade

These plants need a minimum of 4 hours of direct sunlight and a maximum of 8 hours. Avoid hot afternoon sun.



= Shade

These plants need less than 4 hours of direct sunlight. Avoid hot afternoon sun.



= Butterfly

These plants attract butterflies.



= Hummingbird

These plants attract hummingbirds.



= Fragrant

These plants have a fragrance.



= New

This plant is new for 2023!

Due to the possibility of conditions beyond our control, Bordine's reserves the right to be out of any item at any time.



# Perennials Sun A-Z

Plant Name		Height	Spread	Flower Description	Bloom Time	Special Features
<b>RUDBECKIA</b> , Autumn Sun	☀️	5-6'	18-24"	Bright yellow with green eye	8-12 weeks, late July	♣️ Gives great height in the garden.
Denver Daisy	☀️	16-20"	12-18"	Bright yellow with red eye	8-12 weeks, late July	♣️ Excellent source of late season color.
Gold Rush	★☀️	20-24"	30-36"	Golden yellow with black eye	8-12 weeks, late July	♣️ Excellent source of late season color.
Goldblitz	★☀️	24-30"	12-18"	Golden yellow with black eye	8-12 weeks, late July	♣️ Excellent source of late season color.
Goldsturm	☀️	24-30"	18-24"	Golden yellow with black eye	8-12 weeks, late July	♣️ Excellent source of late season color.
Little Goldstar	☀️	16-20"	12-18"	Golden yellow with black eye	8-12 weeks, late July	♣️ Compact variety.
<b>RUSSIAN SAGE</b>	☀️	36-42"	18-24"	Lavender spikes	8-12 weeks, July	♣️ Gray-green, finely textured, fragrant foliage.
Blue Jean Baby	☀️	30-36"	30-36"	Lavender-blue spikes	8-12 weeks, July	♣️ Gray, deeply cut, fragrant foliage.
Denim N Lace	☀️	30-36"	30-36"	Sky blue spikes	8-12 weeks, July	♣️ Gray, deeply cut, fragrant foliage.
<b>SALVIA</b> , Caradonna	☀️	20-24"	18-24"	Violet spikes with purple stems	4-6 weeks, June	♣️♣️ Flower spikes stand up nicely above the fragrant green foliage. To promote new growth and additional flowering, cut back the entire plant by 2/3 once the initial display of flowering has ended.
Color Spires Azure Snow	☀️	16-20"	18-24"	Blue and white bicolor spikes	4-6 weeks, June	
Color Spires Back to the Fuchsia	☀️	20-24"	18-24"	Lavender-pink spikes	4-6 weeks, June	
Color Spires Crystal Blue	☀️	16-20"	18-24"	Sky blue spikes	4-6 weeks, June	
Color Spires Violet Riot	☀️	16-20"	18-24"	Violet-blue spikes	4-6 weeks, June	
<b>SANDWORT</b>	☀️	4-6"	8-12"	White	2-4 weeks, May	Compact moss-like; ground cover, rock gardens.
<b>SEA HOLLY</b> , Big Blue	★☀️	30-36"	18-24"	Pewter-blue, thistle-like	4-6 weeks, June	♣️ Glossy green, spiky foliage.
Blue Glitter	☀️	24-30"	12-18"	Steel-blue, thistle-like	4-6 weeks, June	♣️ Good cut flower. Heat and drought tolerant.
<b>SEDUM</b> , Autumn Fire	☀️	12-16"	18-24"	Bronze-pink clusters	4-6 weeks, August	♣️ Improved variety of Autumn Joy.
Autumn Joy	☀️	12-16"	18-24"	Bronze-pink clusters	4-6 weeks, August	♣️ Great late season color!
Dazzleberry	☀️	6-8"	12-18"	Raspberry red clusters	4-6 weeks, late July	♣️ Succulent, blue foliage and giant flower clusters.
Frosted Fire	☀️	12-16"	12-18"	Rose clusters	2-4 weeks, August	♣️ Succulent green foliage with cream margins.
Neon	☀️	12-16"	18-24"	Deep rose-pink clusters	4-6 weeks, August	♣️ Succulent blue-green foliage.
Night Embers	☀️	24-30"	24-30"	Pink clusters	2-4 weeks, August	♣️ Succulent purple to near-black foliage.
Rock 'N Grow Lemon Jade	☀️	16-20"	18-24"	Citron yellow clusters	4-6 weeks, August	♣️ Succulent gray-green foliage.
Rock 'N Grow Pure Joy	☀️	8-12"	18-24"	Pink clusters	4-6 weeks, August	♣️ Succulent light green foliage.
Spellbound	☀️	16-20"	24-30"	Soft pink to cream clusters	4-6 weeks, August	♣️ Succulent gray-green foliage.
<b>SNOW IN SUMMER</b>	☀️	4-6"	18-24"	White	2-4 weeks, June	Gray-green foliage. Good border or rock garden plant!
<b>SPURGE</b> , Baby's Breath, Native	★☀️	30-36"	18-24"	White clusters	4-6 weeks, June	♣️ Flowers resemble Baby's Breath.
Cushion, Ascot Rainbow	☀️	16-20"	12-18"	Variegated cream, lime and green	2-4 weeks, May	Green with yellow edge, ends tinted pink when cool.
Cushion, Bonfire	☀️	12-16"	12-18"	Yellow	2-4 weeks, May	Foliage emerges green then turns red.
<b>STOKES' ASTER</b> , Honeysong Purple	☀️	8-12"	12-18"	Purple	4-6 weeks, July	♣️ Deadhead to produce more blooms.
Peachie's Pick	☀️	16-20"	12-18"	Blue	4-6 weeks, July	♣️ Deadhead to produce more blooms.
<b>STRAWBERRY</b> , Ornamental, Lipstick	☀️	6-8"	12-18"	Rose-red	8-12 weeks, late May	Glossy dark green foliage and red fruit.
<b>SUNFLOWER</b> , Bit of Honey	★☀️	20-24"	24-30"	Golden yellow, daisy-like	6-8 weeks, July	♣️ Stunning white foliage with deep green veining.
Tuscan Sun	☀️	24-30"	18-24"	Golden yellow, daisy-like	4-6 weeks, July	♣️ Very heat tolerant.
<b>VERONICA</b> , Blue Skywalker	☀️	24-30"	18-24"	Blue spikes	4-6 weeks, July	♣️ Cut back by 2/3 for second bloom.
Eveline	☀️	16-20"	12-18"	Deep purple spikes	4-6 weeks, July	♣️ Cut back by 2/3 for second bloom.
Giles Van Hees	☀️	6-8"	12-18"	Bright pink spikes	4-6 weeks, June	♣️ Cut back by 2/3 for second bloom.
Lavender Lightsaber	☀️	24-30"	18-24"	Soft lavender spikes	4-6 weeks, June	♣️ Cut back by 2/3 for second bloom.
Red Fox	☀️	12-16"	12-18"	Red spikes	4-6 weeks, June	♣️ Cut back by 2/3 for second bloom.
Very Van Gogh	☀️	16-20"	8-12"	Rosy-purple spikes	2-4 weeks, June	♣️ Cut back by 2/3 for second bloom.
<b>WILDFLOWER</b> , Little Redhead	★☀️	20-24"	18-24"	Scarlet red, tubular	6-8 weeks, June	♣️ Great for woodland borders and in mixed beds.
<b>YARROW</b> , Peter Cottontail	☀️	20-24"	24-30"	Ivory white	4-6 weeks, June	♣️ Finely cut foliage. Good cut flower.
Sassy Summer Lemon	☀️	24-30"	30-36"	Bright yellow	2-4 weeks, June	♣️ Finely textured foliage. Easy to grow!
Sassy Summer Sangria	☀️	24-30"	30-36"	Dark red with white eyes	2-4 weeks, June	♣️ Finely textured foliage. Easy to grow!
<b>YUCCA</b> , Color Guard	☀️	20-24"	24-30"	White bell shaped, 3-4' stalks	2-4 weeks, July	Green foliage with creamy yellow center.
Excalibur	★☀️	20-24"	30-36"	White bell shaped, 4-5' stalks	2-4 weeks, July	♣️ Blue-green foliage with curly white filaments.

## Perennials Tolerant of Dry Soil Conditions

Agastache ☀️	Candytuft ☀️	Evening Primrose ☀️	Lamb's Ear ☀️	Penstemon ☀️	Sedum ☀️
Armeria ☀️	Coneflower ☀️	Gaillardia ☀️	Lavender ☀️	Pincushion ☀️	Snow in Summer ☀️
Artemisia ☀️	Coral Bells ☀️	Gaura ☀️	Liatris ☀️	Poker Plant ☀️	Spurge ☀️
Aster ☀️	Coreopsis ☀️	Geranium ☀️	Lily ☀️	Pulmonaria ☀️	Stokes' Aster ☀️
Baby's Breath ☀️	Cupid's Dart ☀️	Grass, Select Varieties ☀️	Lychnis ☀️	Rudbeckia ☀️	Sunflower ☀️
Barrenwort ☀️	Daylily ☀️	Iris, German Bearded ☀️	Obedient Plant ☀️	Russian Sage ☀️	Yarrow ☀️
Butterfly Flower ☀️	Dianthus ☀️	Jupiter's Beard ☀️	Oregano ☀️	Salvia ☀️	Yucca ☀️

## Perennials Tolerant of Moist Soil Conditions

Anemone ☀️	Bleeding Heart ☀️	Foxglove ☀️	Iris, Siberian ☀️	Ligularia ☀️	Spiderwort ☀️
Astilbe ☀️	Brunnera ☀️	Goat's Beard ☀️	Jacob's Ladder ☀️	Lychnis ☀️	Turtlehead ☀️
Baptisia ☀️	Daylily ☀️	Grass, Select Varieties ☀️	Joe Pye ☀️	Obedient Plant ☀️	
Bee Balm ☀️	Fairy Bells, Variegated ☀️	Hibiscus ☀️	Lady's Mantle ☀️	Pulmonaria ☀️	
Bergenia ☀️	Fem ☀️	Hosta ☀️	Liatris ☀️	Solomon's Seal ☀️	

# Shrubs

Plant Name		Height	Spread	Flower Color	Blooms	Special Features
<b>ABELIA</b> , Sweet Emotion	☀️	5-6'	5-6'	pink	May-June	☀️ Red-pink buds open to fragrant pink ball-shaped blooms; orange-red fall color
<b>ALMOND</b> , Flowering, Double Pink	☀️	4-5'	3-4'	light pink	May	☀️ Double pink flowers; coppery-yellow fall color; upright arching habit
<b>ALTHEA</b> Also known as Rose of Sharon. Great shrub for late summer color. Several Althea varieties also available in treeform. See page 30.						
Bali	☀️	6-8'	5-6'	white	Aug-Sept	☀️ Semi-double white flowers with a deep red center; yellow fall color
Blueberry Smoothie	☀️	6-8'	5-6'	blue-purple	Aug-Sept	☀️ Double bluish-purple blueberry flowers; yellow fall color; compact habit
Chiffon Blue	☀️	8-10'	6-8'	rich blue	Aug-Sept	☀️ Large, single flowers with lacy centers; yellow fall color
Chiffon Dark Lavender	★☀️	8-10'	6-8'	dark lavender	Aug-Sept	☀️ Large flowers with lacy centers; yellow fall color
Chiffon Lavender	☀️	8-10'	6-8'	lavender	Aug-Sept	☀️ Large, single flowers with lacy centers; yellow fall color
Chiffon Magenta	★☀️	8-10'	6-8'	magenta	Aug-Sept	☀️ Large, single flowers with lacy centers; yellow fall color
Chiffon Pink	☀️	8-10'	6-8'	pink	Aug-Sept	☀️ Large, clear pink flowers with lacy centers; yellow fall color
Fiji	☀️	6-8'	5-6'	light pink	Aug-Sept	☀️ Semi-double, light pink flowers with reddish-purple centers; yellow fall color
French Cabaret Blush	☀️	6-8'	5-6'	blush-pink	Aug-Sept	☀️ Double blush-pink and white flowers; compact habit
French Cabaret Red	☀️	6-8'	5-6'	red	Aug-Sept	☀️ Double red carnation-like flowers; compact habit
Lady Bug	★☀️	5-6'	4-5'	soft-pink	Aug-Sept	☀️ Double, soft pink flowers; compact habit
Lil' Kim	☀️	4-5'	4-5'	white	Aug-Sept	☀️ Single white flowers with a red center; yellow fall color; compact habit
Purple Pillar	☀️	8-10'	2-3'	purple	Aug-Sept	☀️ Large, semi-double purple flowers with a darker center; narrow upright habit
Raspberry Smoothie	☀️	6-8'	5-6'	raspberry-pink	Aug-Sept	☀️ Double raspberry-pink flowers; yellow fall color
Satin Azurri Blue	☀️	8-10'	6-8'	royal blue	Aug-Sept	☀️ Large, single royal blue flowers with a red center; seedless variety
Tahiti	☀️	6-8'	5-6'	deep purple pink	Aug-Sept	☀️ Semi-double, deep pink-purple flowers with a red center; yellow fall color
White Pillar	☀️	8-10'	2-3'	pure white	Aug-Sept	☀️ Semi-double, pure white flowers; narrow upright habit
<b>AMELANCHIER</b> , Regent	☀️	5-6'	5-6'	white	April	☀️ Edible purple fruit in June (birds); shiny green leaves with orange-red fall color
Standing Ovation	☀️	12-15'	3-4'	white	April	☀️ Edible purple fruit in June (birds); orange-red fall color
<b>ARONIA</b> , Black, Autumn Magic	☀️	4-5'	4-5'	white	June	☀️ Lustrous black fruit; green leaves turn reddish-purple in fall
Low Scape Mound	☀️	1-2'	2-3'	white	June	☀️ Purple-black fruit; glossy green foliage; red-orange fall color; compact habit
Red, Brilliant	☀️	6-8'	5-6'	white	May	☀️ Red fruit in fall; glossy green leaves turn scarlet-red in fall
<b>AZALEA</b> , Deciduous These varieties lose their leaves each fall, making them VERY cold tolerant, as well as reliable bloomers each spring.						
Gibraltar	☀️	5-6'	5-6'	orange	May	☀️ Vivid orange flowers with red frilled edges; yellow-bronze fall color
Klondyke	☀️	5-6'	4-5'	golden-orange	May	☀️ Leaves emerge a coppery-green maturing to green; yellow-bronze fall color
Mount St. Helens	☀️	6-8'	5-6'	light pink blend	May	☀️ Light pink flowers blended with yellow and white
<b>BARBERRY</b> One of the best shrubs for season-long foliage color. Easy to grow and tolerates heavy shearing. Great for hedges.						
Admiration	☀️	1-2'	1-2'	-	-	Bright orange-red leaves w/yellow margins during summer and fall; compact habit
Bonanza Gold	☀️	1-2'	2-3'	-	-	Bright golden leaves all season; compact habit
Cabernet	☀️	1-2'	3-4'	-	-	Deep burgundy-red color turning orange-red in fall; mounding habit
Concorde	☀️	1-2'	2-3'	-	-	Deep red-purple leaves; slow growing and compact habit
Orange Rocket	☀️	3-4'	2-3'	-	-	Coral-orange new growth matures to reddish-green; dark red fall color; columnar habit
Sunjoy Gold Pillar	☀️	3-4'	2-3'	-	-	Bright golden leaves, new growth emerges red; orange-red fall color; columnar habit
<b>BAYBERRY</b> , Northern	☀️	6-8'	6-8'	-	-	Glossy green leaves with unique fresh scent; semi-evergreen
<b>BEAUTYBERRY</b> , Pearl Glam	☀️	4-5'	3-4'	white	June	Deep purple leaves; purple berries in fall; woody perennial

## Deer Resistant Shrub Options

There are very few plants on which **DEER** will not feed if other food sources are not available. However, the shrubs on this list are ones that the deer are most likely to ignore.



Abelia ☀️ (A)	Clethra ☀️ (C)	Forsythia ☀️ (B)	Potentilla ☀️ (C)	Sweetshrub ☀️ (C)
Barberry ☀️ (B)	Cotoneaster ☀️ (C)	Kerria ☀️ (C)	Privet ☀️ (C)	Viburnum ☀️ (C)
Bluebeard ☀️ (B)	Deutzia ☀️ (C)	Lilac, French ☀️ (B)	Spirea ☀️ (C)	Weigela ☀️ (C)
Butterfly Bush ☀️ (B)	Diervilla ☀️ (B)	Lilac, Late ☀️ (C)	Sumac, Fragrant ☀️ (B)	

**A** = Little to no feeding damage in most landscapes **B** = Slight feeding damage or visual impact can occur **C** = Occasional feeding damage with more noticeable impact

## Shrub Options for the Shade

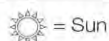
Have some **SHADE** in your landscape? Not to worry! The shrubs on the list below will do well in part to full shade conditions.

Althea ☀️	Clethra ☀️	Fothergilla ☀️	Kerria ☀️	Sweetspire ☀️
Amelanchier ☀️	Deutzia ☀️	Holly, Winterberry ☀️	Mockorange ☀️	Viburnum ☀️
Aronia ☀️	Diervilla ☀️	Hydrangea ☀️	Spirea ☀️	Witchhazel ☀️
Buckthorn, Fine Line ☀️	Dogwood ☀️	Hypericum ☀️	Sumac, Fragrant ☀️	

Due to the possibility of conditions beyond our control, Bordine's reserves the right to be out of any item at any time.

Plant Name		Height	Spread	Flower Color	Blooms	Special Features
BLUEBEARD, Beekeeper	☀	2-3'	2-3'	bright blue	Aug-Sept	🌸🌸 Profuse clusters of flowers; golden foliage; woody perennial
Beyond Midnight	☀	2-3'	2-3'	rich blue	Aug-Sept	🌸🌸 Profuse clusters of flowers; dark green glossy foliage; woody perennial
Dark Knight	☀	3-4'	4-5'	deep blue-purple	Aug-Sept	🌸🌸 Profuse clusters of flowers; dark silvery foliage; woody perennial
Sunshine Blue II	☀	2-3'	3-4'	vivid blue	Aug-Sept	🌸🌸 Profuse clusters of flowers; yellow to lime-green foliage; woody perennial
BROOM (SCOTCH), Burkwood	☀	3-4'	2-3'	garnet red	May	Garnet-red flowers w/ yellow throats produced along attractive angular green stems
Lena	☀	3-4'	2-3'	orange-red	May	Orange-red flowers w/ yellow throats produced along attractive angular green stems
Madame Butterfly	☀	3-4'	2-3'	yellow-orange	May	Yellow-orange flowers w/ red throats produced along attractive angular green stems
BUCKEYE, Bottlebrush	☀🌿	8-10'	10-12'	white	June-July	Dark green palmate leaves; multi-stemmed form ideal for naturalized areas
BUCKTHORN, Fine Line	☀🌿	8-10'	2-3'	-	-	Fern-like green leaves; narrow columnar hedge ideal for screening
BURNING BUSH, Dwarf	☀	5-6'	6-8'	-	-	Green leaves turn shades of red in fall; attractive corky stems in winter
Little Moses	☀	2-3'	3-4'	-	-	Green leaves turn shades of red in fall; slow growing with dense rounded habit
BUTTERFLY BUSH, Black Knight	☀	6-8'	4-5'	dark purple	July-frost	🌸🌸🌸
Blue Heaven	☀	2-3'	2-3'	blue	July-frost	🌸🌸🌸
Cascade Grand	☀	5-6'	5-6'	light lavender	July-frost	🌸🌸🌸
Lavender	☀	4-5'	5-6'	soft lavender	July-frost	🌸🌸🌸
CranRazz	☀	5-6'	4-5'	deep magenta	July-frost	🌸🌸🌸
Miss Molly	☀	4-5'	5-6'	magenta	July-frost	🌸🌸🌸
Miss Pearl	☀	4-5'	5-6'	pure white	July-frost	🌸🌸🌸
Miss Violet	☀	4-5'	5-6'	purple-violet	July-frost	🌸🌸🌸
Pink Delight	☀	6-8'	5-6'	bright pink	July-frost	🌸🌸🌸
Pugster, Amethyst	☀	1-2'	2-3'	amethyst-blue	July-frost	🌸🌸🌸
Blue	☀	1-2'	2-3'	violet-blue	July-frost	🌸🌸🌸
Periwinkle	☀	1-2'	2-3'	periwinkle	July-frost	🌸🌸🌸
Pinker	☀★	1-2'	2-3'	pink	July-frost	🌸🌸🌸
White	☀	1-2'	2-3'	white	July-frost	🌸🌸🌸
Tutti Fruitti	☀	2-3'	2-3'	fuchsia-pink	July-frost	🌸🌸🌸
CLETHRA	Great shrub for late summer color, especially in perennial gardens. Tolerates occasional wetness.					
Hummingbird	☀🌿	3-4'	2-3'	white	July-Aug	🌸🌸🌿 Compact growth habit; dark green leaves turn yellow in fall
Ruby Spice	☀🌿	5-6'	4-5'	deep pink	July-Aug	🌸🌸🌿 Dark green leaves turn yellow in fall; prefers moist conditions
COTONEASTER, Tom Thumb	☀🌿	8-12"	2-3'	white-pink	June	🌸 Tiny green leaves turn red in fall; sparse small red fruit in fall
CURRANT, Alpine, Green Mound	☀🌿	2-3'	3-4'	-	-	Dark green leaves turn yellow in fall; excellent hedge plant; tolerates heavy pruning
DEUTZIA, Yuki Cherry Blossom	☀	1-2'	2-3'	pink & white	May	🌸🌿 Dark green leaves turn burgundy-red in fall; compact mounding habit
Yuki Snowflake	☀🌿	1-2'	2-3'	white	May	🌸🌿 Small green leaves turn purple and burgundy in fall; compact mounding habit
DIERVILLA, Firefly	☀★	2-3'	3-4'	yellow	June	🌸🌿 Trumpet shaped flowers; bright amber leaves all season; compact habit
Honeybee	☀🌿	2-3'	3-4'	yellow	June	🌸🌿 Trumpet shaped flowers; bright yellow leaves all season; compact habit
Nightglow	☀🌿	2-3'	3-4'	yellow	June	🌸🌿 Trumpet shaped flowers; dark red leaves in spring and fall; compact habit
DOGWOOD	Enjoy the colorful stems in the fall and winter, especially with a backdrop of snow. Tolerates moist conditions.					
Arctic Fire	☀🌿	4-5'	5-6'	white	June	🌸 Dark green leaves, reddish-purple fall color; red stems in winter
Garden Glow	☀🌿	5-6'	5-6'	white	June	🌸 Bright lime green leaves in spring, maturing to gold; burgundy fall color; red stems
Ivory Halo	☀🌿	5-6'	6-8'	white	June	🌸 Green and white variegated leaves turn reddish-purple in fall; red stems
Neon Burst	☀🌿	5-6'	5-6'	white	June	🌸 Chartreuse leaves turn purple, red and orange in fall; red stems
Redtwig, Bailey	☀🌿	8-10'	8-10'	white	June	🌸 Green leaves turn reddish-purple in fall; red stems; ideal for wet, naturalized areas
ELDER, Black Lace	☀	6-8'	6-8'	pink	June-July	🌸🌸 Fine, deeply cut dark burgundy leaves; rich red in fall; blackish-red berries in fall
Lemony Lace	☀🌿	4-5'	5-6'	white	June	🌸🌸 Deeply cut, yellow-green leaves; new growth emerges red; red berries in fall
FORSYTHIA	Bright, cheerful color to signal the end of winter. One of the first shrubs to bloom in spring with masses of flowers.					
Lynwood Gold	☀	6-8'	6-8'	brilliant yellow	April	Flowers open wider than other forsythias; upright to spreading habit
Show Off	☀	5-6'	5-6'	bright yellow	April	Large flowers; dark green foliage; round compact habit
Sugar Baby	☀	2-3'	3-4'	bright yellow	April	Dark green foliage; small compact shape ideal for small areas
FOTHERGILLA, Mount Airy	☀🌿	5-6'	4-5'	white	May	🌸 Attractive dark green leaves turn yellow, orange and red in fall; bottle-brush flowers
HOLLY, Winterberry Family	Native to Michigan, Winterberry grows best in moist areas. Our varieties contain both male and female plants together.					
Little Goblin Orange	☀🌿	4-5'	4-5'	white (small)	May	Large, bright orange berries produced in fall and winter; compact habit
Little Goblin Red	☀🌿	4-5'	4-5'	white (small)	May	Large, rich red berries produced in fall and winter; compact habit ideal for small areas

## SYMBOL KEY



= Sun

These plants need at least 8 hours of direct sunlight.



= Partial Shade

These plants need a minimum of 4 hours of direct sunlight and a maximum of 8 hours. Avoid hot afternoon sun.



= Shade

These plants need less than 4 hours of direct sunlight. Avoid hot afternoon sun.



= Butterfly

These plants attract butterflies.



= Hummingbird

These plants attract hummingbirds.



= Fragrant

These plants have a fragrance.



= New

This plant is new for 2023!

# Shrubs

Plant Name		Height	Spread	Flower Color	Blooms	Special Features
<b>HYDRANGEA</b> Please refer to our Hydrangea care sheet for more information on how to select and grow these truly outstanding garden plants.						
<b>ANNABELLE VARIETIES</b> Blooms on NEW growth for very reliable flowering; very cold hardy; excellent shrub for hedge use or as a stand alone specimen.						
Annabelle	☼	3-4'	4-5'	white	July-Aug	✦ Blooms on NEW growth; large, white snowball-shaped flowers; dark green leaves
Incrediball	☼	4-5'	4-5'	white	July-Aug	✦ Blooms on NEW growth; massive snowball-shaped flowers on thick stems
<b>BIGLEAF VARIETIES</b> Blooms on OLD growth or both NEW and OLD growth; most varieties have the unique ability to change flower color based on the pH of the soil.						
Cherry Explosion	☼	2-3'	3-4'	cherry-pink	July-Aug	✦ Blooms on NEW/OLD growth; cherry-pink lacecap flowers (color depends on soil pH)
Crimson Everlasting	☼	2-3'	3-4'	cherry-red	July-Aug	✦ Blooms on NEW/OLD growth; apple-green flower buds open to cherry-red snowball-shaped flowers
<b>Endless Summer</b> A revolutionary Hydrangea Series introduced in 2004; noted for its reliable flowering on NEW growth and summer-long color.						
Bloomstruck	☼	2-3'	3-4'	pink/violet/blue	July-Aug	✦ Blooms on NEW/OLD growth; snowball-shaped flowers; attractive red stems w/green leaves
Pop Star	☆☼	2-3'	3-4'	blue or pink	July-Aug	✦ Blooms on NEW/OLD growth; pink or blue, lacecap flowers; color depends on soil pH
Summer Crush	☼	2-3'	3-4'	red to purple	July-Aug	✦ Blooms on NEW/OLD growth; raspberry-red to purple flowers; color depends on soil pH
The Original	☼	2-3'	3-4'	blue or pink	July-Aug	✦ Blooms on NEW/OLD growth; large snowball-shaped flowers; glossy green leaves
LA Dreamin'	☼	2-3'	2-3'	pink/violet/blue	July-Aug	✦ Blooms on NEW/OLD growth; pink & blue blended snowball-shaped flowers
Let's Dance, Blue Jangles	☼	2-3'	3-4'	blue or pink	July-Aug	✦ Blooms on NEW/OLD growth; large mophead flowers; color depends on soil pH
Rhythmic Blue	☼	2-3'	3-4'	blue or pink	July-Aug	✦ Blooms on NEW/OLD growth; mophead flowers; green foliage with yellow-orange fall color
Revolution	☼	2-3'	3-4'	pink/blue/green	July-Aug	✦ Blooms on NEW/OLD growth; pink or blue flowers w/green highlights; color depends on soil pH
Starfield	☼	2-3'	3-4'	blue or pink	July-Aug	✦ Blooms on NEW/OLD growth; large flowers with starry-shaped florets; color depends on soil pH
Wedding Gown	☼	2-3'	3-4'	white	July-Aug	✦ Blooms on NEW/OLD growth; large, white flowers start as lacecaps and fill into full mopheads
<b>MOUNTAIN VARIETIES</b> Blooms on NEW and OLD growth for more reliable flowering; some varieties have the ability to change flower color based on the pH of the soil.						
Ah-Ha	☼	1-2'	2-3'	blue or pink	July-Aug	✦ Blooms on NEW/OLD growth; lacecap flowers; dark green leaves with bronze-red fall color
Pink Dynamo	☆☼	2-3'	3-4'	hot pink	July-Aug	✦ Blooms on NEW/OLD growth; lacecap flowers; green leaves with purplish tones in summer
Tiny Tuff Stuff	☼	1-2'	1-2'	blue or pink	July-Aug	✦ Blooms on NEW/OLD growth; lacecap flowers; dark green leaves with bronze-red fall color
Tuff Stuff Red	☼	2-3'	3-4'	red/green	July-Aug	✦ Blooms on NEW/OLD growth; two-toned red & green lacecap flowers mature to dark reddish-pink
<b>OAKLEAF VARIETIES</b> Blooms on OLD growth for moderately reliable flowering; large oak-shaped leaves develop stunning shades of red and burgundy in fall.						
Gatsby Pink	☼	5-6'	5-6'	white	June-July	✦ Blooms on OLD growth; cone-shaped white flowers mature to pink; green leaves turn red in fall
Jetstream	☼	5-6'	4-5'	white	June-July	✦ Blooms on OLD growth; cone-shaped white flowers turn pink; green leaves turn orange-red in fall
Ruby Slippers	☼	3-4'	4-5'	white	late June	✦ Blooms on OLD growth; cone-shaped white flowers turn to pinkish-red; green leaves turn red in fall
Toy Soldier	☆☼	4-5'	4-5'	white	June-July	✦ Blooms on OLD growth; cone-shaped white flowers turn pink; green leaves turn red in fall
<b>PEEGEE VARIETIES</b> One of the most cold hardy varieties; blooms on NEW growth for very reliable flowering; some varieties also available in treeform.						
Berry White	☼	5-6'	5-6'	white	July-Aug	✦ Blooms on NEW growth; large, white cone-shaped flowers mature to dark pink
Bobo	☼	3-4'	3-4'	white	June-July	✦ Blooms on NEW growth; white cone-shaped flowers mature to a light pink
Fire Light	☼	5-6'	5-6'	white	July-Aug	✦ Blooms on NEW growth; large, white cone-shaped flowers mature to pink then rich red
Fire Light Tidbit	☼	2-3'	3-4'	white	July-Aug	✦ Blooms on NEW growth; white cone-shaped flowers mature to pink; compact habit
Lavalamp Flare	☼	2-3'	3-4'	white	July-Aug	✦ Blooms on NEW growth; white cone-shaped flowers mature to bright red-pink; compact habit
Limelight	☼	6-8'	6-8'	white	July-Aug	✦ Blooms on NEW growth; bright lime-green buds open to large, white cone-shaped flowers
Limelight Prime	☼	5-6'	4-5'	white	July-Aug	✦ Blooms on NEW growth; lime-green buds open to white flowers maturing to pink; reddish stems
Little Lime	☼	4-5'	4-5'	white	July-Aug	✦ Blooms on NEW growth; bright lime-green buds open to compact white flowers
Little Lime Punch	☼	4-5'	4-5'	white	July-Aug	✦ Blooms on NEW growth; lime-green buds open to white flowers, maturing to punch red
Little Quick Fire	☼	4-5'	4-5'	white	June-July	✦ Blooms on NEW growth; white cone-shaped flowers mature to a rich deep pink-rose
Quick Fire Fab	☼	6-8'	5-6'	white	June-July	✦ Blooms on NEW growth; large, white flowers mature to watermelon pink w/ lime-white tips
Strawberry Sundae	☼	4-5'	3-4'	white	July-Aug	✦ Blooms on NEW growth; large, white cone-shaped flowers age to pink then strawberry-red
Sweet Summer	☼	4-5'	5-6'	white	July-Aug	✦ Blooms on NEW growth; large, white cone-shaped flowers mature to shades of pink
Vanilla Strawberry	☼	6-8'	5-6'	white	July-Aug	✦ Blooms on NEW growth; large, white cone-shaped flowers age to pink then strawberry-red

## Hydrangea Care

*Hydrangeas provide outstanding garden interest with large, colorful flowers during July and August. Knowing how to properly care for these garden favorites can help maximize their performance in your landscape.*

**Fertilization** - Hydrangeas perform best if given two applications of a natural fertilizer such as **Espoma® Holly-tone** each year.

**Flower Color** - Many varieties of Bigleaf and Mountain Hydrangeas have the ability to change flower color depending on the pH of the soil. **<As a general rule, the following colors will result at these various pH levels. - pH between 5.5 & 6.0.....very blue - pH between 7.0 & 7.5.....very pink>** A simple soil pH test can be used to determine the pH of your soil. Most soils in our area will naturally produce pink flowers. Adding Aluminum Sulfate will lower the pH of the soil and increase the blue color. Amending the pH of the soil should be done in May before the flower buds are set. This usually needs to be done every year to maintain a lower pH for blue flowers.

### Pruning Hydrangeas-

*Annabelle and Peegee Varieties* - No pruning is really necessary except to remove spent flowers, broken or entangled branches or for general shaping. Prune in early spring before new growth emerges.

*Oakleaf, Bigleaf and Mountain Varieties* - Delay spring pruning until new growth has fully emerged. At this time, remove any winter damaged tips or stems that have not produced leaves. Prune to shape after flowering.





Plant Name		Height	Spread	Flower Color	Blooms	Special Features
<b>HYPERICUM</b> , Sunburst	☀	2-3'	3-4'	yellow	July-Aug	✦ Bright golden flowers; blue-green leaves turn yellow in fall; woody perennial
<b>KERRIA</b> , Japanese	☀☀	5-6'	5-6'	yellow	May	Double flowers; bright green leaves turn yellow in fall; vivid green stems
<b>LILAC</b> Welcome each and every spring with the beauty and fragrance of Lilacs, available in a wide range of colors and sizes.						
Bloomerang Dark Purple	☀	4-5'	5-6'	dark purple	May	✦✦ Dark purple buds open to purple flowers; lightly reblooms in late summer
Dwarf Purple	☀	3-4'	3-4'	purple	May	✦✦ Purple buds open to fragrant purple flowers; lightly reblooms in late summer
Common, Purple	☀	10-12'	10-12'	lilac	May	✦✦ Dark purple buds open to single lilac flowers; very fragrant
White	☀	10-12'	10-12'	white	May	✦✦ White flowers; dark green to bluish-green foliage; very fragrant
Early, Pochahontas	☀	10-12'	10-12'	deep purple	May	✦✦ Single, deep purple flowers; very hardy
Scentara Double Blue	☀	6-8'	5-6'	purplish-blue	May	✦✦ Double, purplish-blue flowers; dark green foliage; compact habit
Sweetheart	☀	8-10'	8-10'	pink	May	✦✦ Rosy-pink buds open to double powder pink flowers; very fragrant
French, Albert Holden	☀	8-10'	6-8'	deep violet	May	✦✦ Single, deep violet flowers with silvery undersides
Charles Joly	☀	10-12'	8-10'	magenta-red	May	✦✦ Purple buds open to double magenta-red flowers
Ellen Willmott	☀	10-12'	8-10'	white	May	✦✦ Fragrant double white flowers; bluish-green foliage
Katherine Havemeyer	☀	10-12'	8-10'	pink	May	✦✦ Fragrant double pink flowers; bluish-green foliage
Ludwig Spaeth	☀	10-12'	8-10'	deep purple	May	✦✦ Purple buds open to single deep purple flowers; one of the darkest varieties
Monge	☀	10-12'	8-10'	reddish-purple	May	✦✦ Single, reddish-purple flowers
President Grevy	☀	10-12'	8-10'	lilac-blue	May	✦✦ Fragrant double lilac-blue flowers; bluish-green leaves
Sensation	☀	10-12'	8-10'	purple/white	May	✦✦ Single, deep purple flowers with white margins
Yankee Doodle	☀	8-10'	8-10'	dark purple	May	✦✦ Deep purple buds open to large, single, dark purple flowers
Korean Dwarf	☀	5-6'	6-8'	lilac	May	✦✦ Violet-purple buds open to pale lilac flowers
Late, Donald Wyman	☀	8-10'	6-8'	deep pink	June	✦✦ Single, deep reddish-pink flowers
Minuet	☀	6-8'	5-6'	light purple	June	✦✦ Light purple buds open to soft whitish-purple flowers; compact habit
Miss Kim	☀	6-8'	5-6'	lavender	May	✦✦ Purple buds open to light lavender flowers; burgundy fall color
Virtual Violet	☀	6-8'	5-6'	violet	May	✦✦ Raspberry-purple buds open to violet flowers; purplish new leaves and stems
<b>MOCKORANGE</b> , Minnesota Snowflake	☀	6-8'	5-6'	white	June	✦✦ Double flowers; sweet scented; vase-shaped habit
Snow White	☀	5-6'	4-5'	white	June	✦✦ Large double flowers; light repeat blooming in late summer
<b>NINEBARK</b> , Amber Jubilee	☀	8-10'	6-8'	white	June	✦ Golden-orange to greenish-purple leaves turn reddish-purple in fall
Fireside	☀	5-6'	5-6'	white	June	✦ Reddish new growth matures to dark purple-red; deep purple fall color
Raspberry Lemonade	☀	4-5'	4-5'	white	June	✦ Golden green leaves; white flowers are followed by coral-red seed clusters
Summer Wine Black	☀	5-6'	5-6'	whitish-pink	June	✦ Dark purple-black leaves; retains good color in summer; purple-red fall color
Sweet Cherry Tea	☀	4-5'	4-5'	pink	June	✦ Red-orange leaves mature to rich purple; pink flowers in June and midsummer
<b>PLUM</b> , Cistena	☀	6-8'	5-6'	pink	May	✦✦✦ Intense purple leaf color all season; also known as Sand Cherry
<b>POTENTILLA</b> These long blooming shrubs look great in the landscape, especially when combined with perennials and evergreens.						
Bella Bellissima	☀	2-3'	3-4'	pink	June-frost	✦ Intense pink flowers; fine textured dark green leaves; compact habit
Bella Bianca	☀	1-2'	2-3'	white	June-frost	✦ Pure white flowers; fine textured dark green leaves; compact habit
Bella Sol	☀	2-3'	3-4'	orange	June-frost	✦ Fiery orange flowers; fine textured dark green leaves; compact habit
Happy Face Yellow	☀	2-3'	3-4'	bright yellow	June-frost	✦ Large flowers; finely textured dark green leaves; dense mounding habit
Happy Face White	☀	2-3'	3-4'	white	June-frost	✦ Large, pure white flowers; attractive dark green leaves
<b>PRIVET</b> , Cheyenne	☀	6-8'	4-5'	white	June	✦✦ Glossy, dark green leaves turn purple-yellow in fall; tolerates heavy pruning
Golden Vicary	☀	8-10'	6-8'	white	June	✦✦ Golden-yellow leaves all season; excellent hedge; can prune down to 4'
Regal	☀	4-5'	4-5'	white	June	✦✦ Glossy, dark green leaves hold late into fall; tolerates heavy pruning
<b>QUINCE</b> , Double Take Series Big, double, camellia-like flowers in spring on thornless stems, producing little to no fruit						
Orange Storm	☀	4-5'	4-5'	orange	April	Large, double orange flowers; may lightly rebloom later in season
Scarlet Storm	☀	4-5'	4-5'	red	April	Velvety lipstick-red flowers; may lightly rebloom later in season
<b>ROSES</b> (Shrub Varieties) Looking for months of color? Shrub Roses are tough plants & easy to care for. Refer to the Rose section for a complete list.						



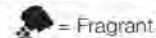
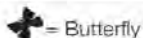
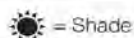
Receive a 5 year warranty on trees & shrubs purchased from us when you also purchase and use MYKE® tree & shrub transplanter (excludes the Ericaceae plant family like Rhododendrons and Blueberries) MYKE® contains natural mycorrhizae which enhances root and shoot growth.

*\* In order for the MYKE® warranty to apply, plants and the recommended amount of MYKE® must be purchased on the same receipt.*



SCAN ME!

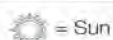
View a short video that explains more about how MYKE® works!



# Shrubs

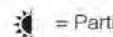
Plant Name		Height	Spread	Flower Color	Blooms	Special Features
<b>SMOKETREE</b> , Dusky Maiden	☀	6-8'	6-8'	purple	July	Whispy purple blooms; reddish-dark purple leaves all season; compact habit
Royal Purple	☀	10-12'	8-10'	pink-purple	July	Smoky pink-purple blooms; rich dark purple leaves turn reddish-purple in fall
<b>SNOWBERRY</b> , Pinky Promise	☀	3-4'	3-4'	pink	July	Light pink flowers turn into pink gumball-like berries from fall to winter
<b>SPIREA</b> Tough and versatile shrubs with great flower and foliage colors. Pink flowering varieties may rebloom during summer.						
Ash Leaf, Cherry On Top	☀	4-5'	4-5'	white	July	✿ Fern-like chartreuse foliage tinged w/red in spring; red seed pods late summer
Sem	☀	5-6'	8-10'	white	July	✿ Fern-like foliage emerges pink-red and matures to chartreuse; rich fall color
Birch Leaf, Glow Girl	☀	3-4'	3-4'	white	June	✿ Red buds open to white flowers; lemon-lime leaves turn burgundy in fall
Pink Sparkler	☀	3-4'	3-4'	pink	June	✿ Dark green leaves turn burgundy-red in fall; light reblooming in fall
Tor	☀	2-3'	3-4'	white	June	✿ Green leaves turn golden-yellow to bronze in fall; compact, mounded habit
Bridalwreath, Firegold	☀	6-8'	8-10'	white	May-June	✿ Brilliant lemon-lime foliage; white flowers; fountain-like habit
Renaissance	☀	6-8'	8-10'	white	May-June	✿ Clusters of flowers along stems; fountain-like habit; leaves turn orange-red in fall
Double Play, Doozie	☀	2-3'	3-4'	hot pink	June	✿ New growth emerges red and lime and matures to bright green; reblooming
Goldmound	☀	2-3'	3-4'	pink	July	✿ Leaves emerge lemon-yellow with russet tinge, mature to lime-green
Little Princess	☀	2-3'	3-4'	rosy-pink	June-July	✿ Mint-green leaves all season long; turn reddish color in fall
Magic Carpet	☀	2-3'	3-4'	dark pink	July	✿ Red/copper/orange leaves in spring and fall; yellow-green in summer
Poprocks Petite	☀	2-3'	2-3'	pink	July	✿ Candy-pink button flowers; rich green leaves turn purple-red in fall
Rainbow Fizz	☀	2-3'	3-4'	pink	July	✿ Yellow-leaves with red tips in spring; copper-red fall color
Snowmound	☀	5-6'	4-5'	white	May	✿ Dense, compact habit with arching branches; tolerates moderate pruning
<b>SUMAC</b> , Fragrant, Lacette	☀	2-3'	5-6'	-	-	Lacy, glossy green leaves turn brilliant red in fall; mounding habit
<b>SWEETSHRUB</b> , Simply Scentsational	☀	5-6'	5-6'	dark red	June-July	✿ Large magnolia-like flowers with an apple-like scent; yellow fall color
<b>SWEETSPIRE</b> , Little Henry	☀	2-3'	3-4'	white	July	✿ Long, drooping flower clusters; dark green leaves turn brilliant red in fall
<b>VIBURNUM</b> Offers a wide variety of flowers, fruits, textures and fall foliage colors that are unmatched by any other shrub.						
Arrowwood, Blue Muffin	☀	5-6'	5-6'	white	May	✿ Flat-topped flowers; bright blue berry clusters in fall; orange-red fall color
Burkwood	☀	8-10'	6-8'	white	May	✿ Snowball-shaped flowers; red-black berries in fall; maroon fall color
Cranberry, Redwing	☀	8-10'	6-8'	white	May	✿ Lacecap flowers; clusters of bright red berries in fall; brilliant red fall color
Doublefile, Mariesi	☀	8-10'	10-12'	white	May	✿ Large, lacy clusters of flowers; red berries; reddish-purple fall color
Summer Snowflake	☀	4-5'	5-6'	white	June	✿ Lacy flowers; light repeat blooming through summer; reddish fall color
Fragrant Dwarf	☀	2-3'	3-4'	white-pink	April	✿ White-pink flowers; red-black berries; attractive foliage with burgundy fall color
Koreanspice	☀	5-6'	6-8'	white	May	✿ Snowball shaped flowers; wine-red fall color; red-black berries, rarely produced
Spice Island	☀	4-5'	4-5'	white	May	✿ Pink buds open to fragrant white flowers; burgundy-red fall color
Snowball	☀	10-12'	10-12'	white	May	✿ Large snowball-shaped flowers; reddish-purple fall color; no fruit produced
Wayfaring, Mohican	☀	8-10'	8-10'	white	May	✿ Flat-topped flowers; orange-red berries in fall; leathery leaves turn orange-red in fall
<b>WEIGELA</b> Loads of trumpet-shaped blossoms attract hummingbirds. Plants may lightly rebloom later in summer on new growth.						
Electric Love	☀	1-2'	2-3'	vibrant red	June	➤ Dark red leaves in spring mature to deep reddish-green in summer; compact habit
Maroon Swoon	☀	4-5'	4-5'	dark maroon	May-June	➤ Dark maroon flowers; intermittent flowering summer-fall; dark green foliage
My Monet Purple Effect	☀	1-2'	2-3'	purple/pink	June	➤ Variegated green and cream leaves with pink and purple tones
Shining Sensation	☀	3-4'	3-4'	fuchsia pink	June	➤ Shiny burgundy-purple leaves turn purplish-green in summer; rounded habit
Spilled Wine	☀	1-2'	2-3'	pink-magenta	June	➤ Dark reddish-purple wavy leaves; compact, spreading growth habit
Strobe	☀	2-3'	3-4'	pink	June	➤ Bronze-green leaves turn orange in summer then red in fall; mounding habit
Stunner	☀	3-4'	3-4'	pink	June	➤ Dark purple leaves develop orange-red tones in fall; mounding habit
Wine & Roses	☀	4-5'	4-5'	rose-pink	June	➤ Glossy dark wine-red leaves in spring, purplish-green in summer; rounded habit
<b>WILLOW</b> These fast growing shrubs will thrive in moist to wet conditions, plus tolerate moderate pruning.						
Arctic Blue	☀	5-6'	5-6'	-	-	✿ Attractive silvery-gray leaves on fine-textured stems
Hakuro Nishiki	☀	8-10'	10-12'	-	-	✿ New growth emerges a variegated white, pink and green, maturing to lime-green
Pussywillow, French	☀	15-20'	12-15'	silver	April	✿ Plump buds open to silky soft catkins (flowers); great for cutting
Sageleaf, Iceberg Alley	☀	5-6'	5-6'	silver	April	Large, powdery-silver leaves and stems; silvery catkins with red stamens in spring

## SYMBOL KEY



= Sun

These plants need at least 8 hours of direct sunlight.



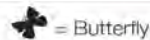
= Partial Shade

These plants need a minimum of 4 hours of direct sunlight and a maximum of 8 hours. Avoid hot afternoon sun.



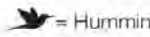
= Shade

These plants need less than 4 hours of direct sunlight. Avoid hot afternoon sun.



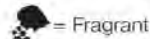
= Butterfly

These plants attract butterflies.



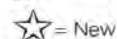
= Hummingbird

These plants attract hummingbirds.



= Fragrant

These plants have a fragrance.



= New

This plant is new for 2023!

Due to the possibility of conditions beyond our control, Bordine's reserves the right to be out of any item at any time.

## roses simplified

Roses can be a beautiful addition to your garden and can be planted any time from spring to fall. Consider these basic planting tips and general care before planting your roses.

- Plant in an area receiving at least 6 hours of direct sunlight. Morning sun and late afternoon shade are ideal to help prevent disease and maintain optimal flower color.
- Locate roses away from large trees or shrubs which will compete for food, moisture and sunlight.
- Roses perform best in well-drained soil high in organic matter. Poor soil conditions can be improved by using such products as **Bordine Complete Planting Mix** and **Bumper Crop Organic Soil Builder**.
- Water close to the base of your roses without watering the foliage. Avoid watering with overhead sprinklers if at all possible. Wet foliage can lead to disease problems, especially if left moist overnight.
- To maintain cool and moist roots and to help prevent weeds apply 2" of mulch around the base of your roses. Consider organic mulches such as Pine Bark or Pine Straw. Remove and replace mulch each spring to help prevent disease.
- Roses require a constant supply of nutrients. Fertilize with **Rose-tone** at the beginning of the growing season and every 4 weeks after. Stop fertilizing mid August to allow roses to harden off before winter.



To help prevent and control common rose diseases, apply **Bonide® Infuse™** as directed. For additional rose systemic disease control, care, products and supplies, visit our Garden Store today!

Rose Care Sheet



To view our full rose care sheet

SCAN ME!

Variety		ARS	Flower Color	Fragrance	Bloom Cycle	Height	Spread
---------	--	-----	--------------	-----------	-------------	--------	--------

### CLIMBING ROSES Tall growing canes with various types of flowers; usually grown on a fence, trellis or post.

ABOVE ALL	☀	7.8	Salmon-orange blended	🌸🌸🌸	C	10-12'	5-6'
AMERICA	☀	8.2	Coral-pink	🌸🌸🌸	C	10-12'	5-6'
ARBOROSE FLORENTINA	☀	N/A	Bright red clusters	🌸🌸	C	6-8'	5-6'
CHERRY FROST	☀	8.8	Cherry red	🌸	R	5-6'	4-5'
CLOUD 10	☀	7.6	Pure white clusters	🌸🌸🌸	R	6-8'	5-6'
FRUITY PETALS	★☀	7.5	Coral with yellow eye	🌸	R	5-6'	4-5'
GOLDEN OPPORTUNITY	☀	N/A	Golden yellow	🌸🌸	C	8-10'	5-6'
HIGHWIRE FLYER	☀	8.5	Hot pink	N	C	6-8'	5-6'
JOSEPH'S COAT	☀	7.6	Multi-color red, pink, orange and yellow	🌸🌸	R	8-10'	4-5'
LADY IN RED	☀	8.0	Dark red	🌸	C	8-10'	5-6'
NEW DAWN	☀	8.4	Light pink	🌸🌸🌸	C	10-12'	5-6'
RED EDEN	☀	7.3	Deep burgundy red	🌸	C	10-12'	5-6'
ZEPHERINE DROUHIN	☀🌿	8.1	Cerise pink	🌸🌸🌸	C	10-12'	5-6'

### ENGLISH ROSES Introduced by David Austin for their beauty, fragrance, exceptional flowering & disease resistance.

BOSCOBEL	☀	7.7	Rich salmon-pink	🌸🌸🌸	R	3-4'	3-4'
CARDING MILL	☀	8.1	Large apricot, deeply cupped	🌸🌸🌸	R	3-4'	3-4'
EMILY BRONTE	★☀	N/A	Soft pink apricot fading to cream	🌸🌸🌸	C	4-5'	3-4'
GABRIEL OAK	★☀	N/A	Deep pink	🌸🌸🌸	R	3-4'	3-4'
LADY OF SHALOTT	☀	7.9	Salmon-pink with golden-yellow reverse	🌸🌸	C	4-5'	3-4'
OLIVIA ROSE AUSTIN	★☀	8.5	Soft pink	🌸🌸🌸	R	4-5'	3-4'
PRINCESS ALEXANDRA OF KENT	☀	8.0	Warm pink	🌸🌸🌸	R	3-4'	3-4'
ROALD DAHL	☀	7.9	Cupped rosettes of apricot-peach	🌸🌸	R	3-4'	3-4'
SILAS MARNER	★☀	N/A	Soft mid-pink	🌸🌸🌸	R	3-4'	4-5'
ST. SWITHUN	★☀	7.3	Soft pink with frilly petals	🌸🌸🌸	R	6-8'	5-6'
TRANQUILITY	☀	7.7	Large pure-white	🌸🌸	R	3-4'	3-4'

## ROSE SYMBOL KEY

**ARS RATING (American Rose Society)** - Ratings are based on a possible 10 points as assigned by the American Rose Society using factors such as fragrance, flower form, vigor, hardiness and disease resistance. N/A= newer variety (not rated yet)

#### FRAGRANCE

🌸🌸🌸 = Strong

🌸🌸 = Moderate

🌸 = Slight

N = None

#### BLOOM CYCLE

C = Continuous - Sets buds and blooms throughout the season

R = Recurrent - Sets buds, blooms and rests before setting buds again



# Roses

Variety		ARS	Flower Color	Fragrance	Bloom Cycle	Height	Spread
---------	--	-----	--------------	-----------	-------------	--------	--------

## FLORIBUNDA ROSES

Clusters of smaller flowers are produced en masse; plants are usually shrubby in form.

ARCTIC BLUE	☼	8.1	Lilac pink softens to lavender-blue	☼☼☼	C	3-4'	3-4'
BRICK HOUSE	☼	8.3	Deep red	☼	C	3-4'	3-4'
BURST OF JOY	☼	8.1	Bright orange with yellow reverse	☼	C	3-4'	3-4'
CELESTIAL NIGHT	☼	8.1	Deep plum-purple w/ raspberry reverse	☼	C	3-4'	3-4'
CHIHULY	☼	7.6	Apricot yellow, orange and red	☼	C	3-4'	3-4'
DORIS DAY	☼	7.6	Pure golden-yellow with ruffled edges	☼☼☼	C	3-4'	3-4'
DROP DEAD RED	☼	7.5	Double intense red	☼	C	3-4'	3-4'
EASY DOES IT	☼	7.9	Blend of orange, peach and pink	☼☼	C	3-4'	3-4'
EASY SPIRIT	☼	8.2	White with cream base	☼	C	3-4'	3-4'
FOREVER AMBER	☼	N/A	Warm apricot	☼☼	C	3-4'	3-4'
JULIA CHILD	☼	8.3	Butter-gold	☼☼☼	C	3-4'	3-4'
KETCHUP & MUSTARD	☼	7.4	Double red and yellow	☼	R	3-4'	3-4'
LIFE OF THE PARTY	☼	7.8	Soft yellow w/ pink petal edges	☼☼☼	C	3-4'	3-4'
LOVE SONG	☼	7.6	Double ruffled lavender	☼☼	C	3-4'	3-4'
MORNING GLOW	★☼	N/A	Soft-golden	☼☼	C	3-4'	3-4'
OH MY!	☼	7.8	Double, deep red	☼	C	3-4'	3-4'
ROSIE THE RIVETER	☼	7.4	Orange-gold w/ pink & gold reverse	☼☼	C	3-4'	3-4'
SUNBELT PLUM PERFECT	☼	8.1	Double, plum-lavender	☼	C	3-4'	3-4'
SUNSPRITE	☼	8.3	Double, deep yellow	☼☼☼	C	3-4'	3-4'
SWEET MADAME BLUE	☼	N/A	Lavender with magenta center	☼☼☼	C	3-4'	3-4'
VIOLET'S PRIDE	☼	8.2	Lavender-blue with magenta heart	☼☼	C	3-4'	3-4'

## GRANDIFLORA ROSES

Flowers resemble Hybrid Teas, but are usually smaller and in clusters of 5 to 7.

ALL DRESSED UP	☼	N/A	Double medium pink	☼☼	C	5-6'	3-4'
ANNA'S PROMISE	☼	7.4	Golden & pink blush bicolor w/copper reverse	☼☼	C	5-6'	3-4'
DREAM COME TRUE	☼	7.5	Yellow with ruby-red blush	☼☼	C	4-5'	3-4'
HAPPY GO LUCKY	☼	7.6	Double yellow	☼☼	C	4-5'	3-4'
PARADE DAY	☼	7.7	Fuchsia pink striped with bright white	☼☼☼	C	5-6'	3-4'
POP ART	☼	N/A	Pink with yellow stripes	☼☼☼	C	5-6'	3-4'
QUEEN ELIZABETH	☼	8.1	Double clear pink	☼☼	C	5-6'	3-4'
RUBY RED	★☼	N/A	Dark red with cuplike petals	☼	C	4-5'	3-4'
STATE OF GRACE	☼	8.0	Apricot-gold blend w/dark pink reverse	☼☼	C	4-5'	3-4'
TWILIGHT ZONE	☼	7.3	Double velvet purple	☼☼☼	C	4-5'	3-4'
UPTOWN GIRL	★☼	N/A	Coral-pink with deeper orange center	☼☼	C	4-5'	3-4'



## Choosing the Right Rose for your Garden

**Exceptional Fragrance** - Hybrid Tea, Grandiflora, English & Floribunda

**Large, Showy Flowers** - Hybrid Tea, Grandiflora & English

**Ideal for Low Beds & Borders** - Miniature & Drift

**Low Maintenance** - Shrub, Knock Out & Drift

## ROSE SYMBOL KEY

**ARS RATING (American Rose Society)** - Ratings are based on a possible 10 points as assigned by the American Rose Society using factors such as fragrance, flower form, vigor, hardiness and disease resistance. N/A= newer variety (not rated yet)

### FRAGRANCE

☼☼☼ = Strong

☼☼ = Moderate

☼ = Slight

N = None

### BLOOM CYCLE

C = Continuous - Sets buds and blooms throughout the season

R = Recurrent - Sets buds, blooms and rests before setting buds again



Variety		ARS	Flower Color	Fragrance	Bloom Cycle	Height	Spread
---------	--	-----	--------------	-----------	-------------	--------	--------

## HYBRID TEA ROSES Beautiful, shapely flowers - usually alone on long stems, but occasionally in clusters of 3 to 5.

ALL MY LOVING	☼	7.8	Cerise pink	🌸🌸	C	4-5'	3-4'
CHANTILLY CREAM	☼	N/A	Rich cream to soft yellow	🌸🌸🌸	C	4-5'	3-4'
DOUBLE DELIGHT	☼	8.3	Creamy-white edged with red	🌸🌸🌸	C	3-4'	3-4'
ELEGANZA SUNNY SKY	☼	7.7	Light yellow with darker reverse	🌸🌸	C	4-5'	3-4'
ENCHANTED PEACE	★☼	N/A	Yellow, orange and pink blend	🌸🌸	C	4-5'	3-4'
FIREFIGHTER	☼	7.8	Velvet rose	🌸🌸🌸	C	4-5'	3-4'
FRAGRANT CLOUD	☼	8.1	Bright coral-red	🌸🌸🌸	C	4-5'	2-3'
FRANCES MEILLAND	☼	7.6	Shell pink softening to white	🌸🌸🌸	C	5-6'	3-4'
HEAVENLY SCENTED	★☼	N/A	Salmon-pink	🌸🌸🌸	C	5-6'	3-4'
LOVE AT FIRST SIGHT	☼	7.9	Rich red with white reverse	🌸	C	3-4'	2-3'
MISTER LINCOLN	☼	8.3	Velvety dark red	🌸🌸🌸	C	4-5'	3-4'
NEIL DIAMOND	☼	7.6	Pink with white stripes	🌸🌸🌸	C	4-5'	3-4'
PEACE	☼	8.0	Light yellow edged with pink	🌸🌸	C	4-5'	3-4'
PERFUME FACTORY	☼	N/A	Magenta fading lavender-pink	🌸🌸🌸	C	4-5'	3-4'
PICTURE PERFECT	★☼	N/A	Fuchsia pink with white reverse	🌸🌸	C	4-5'	3-4'
POPE JOHN PAUL II	☼	7.5	Pure white	🌸🌸🌸	C	4-5'	3-4'
RASPBERRY CUPCAKE	★☼	N/A	Deep pink	🌸🌸🌸	C	4-5'	3-4'
ROUGE ROYALE	☼	7.6	Bright raspberry red	🌸🌸🌸	C	4-5'	2-3'
VETERAN'S HONOR	☼	8.4	Bright red	🌸	C	4-5'	3-4'

## MINIATURE ROSES Smaller versions of Floribundas or Hybrid Teas; these compact plants are packed with color!

ALL A TWITTER	☼	7.5	Bright persimmon orange	🌸	C	1-2'	1-2'
BE MY BABY	☼	7.8	Luminous pink w/ touch of yellow	🌸	C	1-2'	2-3'
CUTIE PIE	☼	7.7	Peach & yellow blend w/dark pink blush	🌸	C	1-2'	1-2'
DIAMOND EYES	☼	7.6	Velvety black-purple with white center	🌸🌸🌸	C	1-2'	1-2'
LEMON DROP	☼	7.8	Clear lemon-yellow	🌸	C	1-2'	2-3'
LIFE'S LITTLE PLEASURES	☼	8.2	Lavender-magenta	🌸🌸	C	2-3'	2-3'
MIDNIGHT FIRE	☼	N/A	Orange with smoky purple overlay	🌸	C	1-2'	2-3'
PETITE KNOCK OUT	☼	N/A	Red	🌸	C	1-2'	1-2'
RUBY RUBY	☼	8.0	Cherry-red	🌸	C	1-2'	2-3'
SUNBLAZE AUTUMN	★☼	N/A	Bright orange-red	🌸	C	1-2'	2-3'
SUNBLAZE CANDY	★☼	N/A	Deep pink to wine-red with white stripes	🌸	C	1-2'	2-3'
SUNBLAZE CHERRY	★☼	N/A	Bright cherry-red	🌸	C	1-2'	2-3'
SUNBLAZE RAINBOW	★☼	N/A	Yellow buds open to orange-red flowers	🌸	C	1-2'	2-3'
SUNBLAZE SALMON	★☼	N/A	Salmon-pink	🌸	C	1-2'	1-2'
TIDDLY WINKS	☼	7.9	Double orange-pink with yellow center	🌸	C	1-2'	2-3'
WHIMSY	☼	7.9	Double pink with white splashes	🌸	C	1-2'	1-2'

## SHRUB ROSES Clusters of smaller flowers; very hardy and durable with a wide range of colors and uses.

BLANC DOUBLE DE COUBERT	☼	8.1	Semi-double pure white	🌸🌸🌸	R	4-5'	4-5'
DRIFT PEACH	☼	7.5	Soft peachy-pink	N	C	1-2'	2-3'
DRIFT RED	☼	7.7	Scarlet-red	N	C	1-2'	2-3'
HANSA	☼	8.4	Double vibrant violet-red	🌸🌸🌸	R	4-5'	4-5'
KNOCK OUT CORAL	☼	8.2	Rich coral	N	C	4-5'	4-5'
KNOCK OUT DOUBLE PINK	☼	8.3	Bright bubblegum pink	N	C	3-4'	3-4'
KNOCK OUT DOUBLE RED	☼	8.1	Double cherry-red	N	C	3-4'	3-4'
KNOCK OUT RED	☼	8.3	Single cherry-red	N	C	3-4'	3-4'
KNOCK OUT SUNNY	☼	7.7	Single bright yellow to creamy-white	🌸	C	3-4'	3-4'
KNOCK OUT WHITE	☼	8.0	Single creamy white	🌸	C	3-4'	3-4'
SULTRY NIGHT	★☼	N/A	Magenta with lighter reverse	🌸🌸	C	3-4'	3-4'

# Broadleaf Evergreens

Plant Name		Height	Spread	Flower Color	Blooms	Special Features
<b>AZALEA</b> Provides a spectacular display of color each spring as flowers cover the plants for up to 2 weeks.						
Bixby	☀	2-3'	3-4'	bright red	May	✂ Single red flowers w/wavy edges; leaves turn mahogany in fall
Girard Crimson	☀	2-3'	4-5'	crimson red	May	✂ Crimson red flowers; leaves turn bronze-green in fall; spreading shape
Girard Rose	☀	3-4'	4-5'	rose-red	May	✂ Single, deep rose-red flowers; green leaves turn red in fall
Hot Shot	☀	3-4'	4-5'	deep orange-red	May	✂ Deep orange-red flowers; green leaves turn bronze-green in fall
Karen	☀	3-4'	4-5'	lavender-pink	May	✂ Lavender-pink flowers; green leaves turn bronze-yellow in fall
Pleasant White	☀	2-3'	4-5'	white	May	✂ Large white flowers w/creamy centers; leaves turn bronze-green in fall
Purple Splendor	☀	3-4'	4-5'	magenta-purple	May	✂ Magenta-purple flowers with frilly edges; leaves turn bronze-green in fall
Renee Michelle	☀	2-3'	4-5'	pink	May	✂ Large pink flowers; green leaves turn bronze-yellow in fall
Stewartsonian	☀	4-5'	5-6'	bright red	May	✂ Brick-red flowers; dark green leaves with wine tint in spring and fall
Tradition	☀	3-4'	4-5'	pink	May	✂ Pink flowers; dark green leaves turn bronze-green in fall
<b>BOXWOOD</b> May be sheared into formal shapes or allowed to grow more naturally. One of the few plants that deer will not eat.						
Baby Gem	☀	2-3'	3-4'	-	-	Bright green leaves; bronze-green in winter; compact, rounded habit
Green Gem	☀	3-4'	3-4'	-	-	Small dark green leaves/good winter color; slow growing-compact habit
Green Mountain	☀	4-5'	2-3'	-	-	Green leaves/good winter color; dense upright habit
Green Mountain Pyramidal	☀	4-5'	2-3'	-	-	Green leaves/good winter color; pruned to upright, pyramidal habit
Green Velvet	☀	2-3'	3-4'	-	-	Green leaves/good winter color; spreading habit
Little Missy	☀	2-3'	3-4'	-	-	Dark green leaves/good winter color; compact habit
Winter Gem	☀	3-4'	4-5'	-	-	Bright, glossy green leaves/bronze-green winter color; spreading habit
<b>EUONYMUS</b> Very colorful and versatile. Can be trimmed into tight habits or allowed to roam and become ground cover-like.						
Emerald 'N Gold	☀	2-3'	3-4'	-	-	Small green leaves edged with yellow; mounded/spreading habit
Emerald Gaiety	☀	2-3'	3-4'	-	-	Small green leaves edged with white; mounded/spreading habit
Gold Splash	☀	1-2'	2-3'	-	-	Large green leaves edged with deep golden-yellow; pinkish winter tones
White Album	☀	1-2'	2-3'	-	-	Large green leaves edged with creamy white; mounding to spreading habit
<b>HOLLY</b> Cherished for their beautiful, glossy foliage. Blue female varieties produce attractive red fruit in the fall.						
Blue Prince	☀	6-8'	5-6'	white	May	Shiny dark blue-green leaves; male pollinator for Blue Princess
Blue Princess	☀	6-8'	5-6'	white	May	Dark blue-green leaves; red berries in fall; pollinate with Blue Prince
Emerald Magic	☀	2-3'	3-4'	-	-	Small dark blue-green leaves turn purplish-green in winter; male pollinator
Inkberry, Shamrock	☀	4-5'	3-4'	white	May	Glossy bright green leaves; compact upright habit
Royal Family (Prince/Princess)	☀	6-8'	5-6'	white	May	Male & female plants combines in same pot for reliable red berries in fall
<b>PIERIS</b> Pendulous clusters of buds form in late summer, producing beautiful flowers the following spring. Bronze-green fall color.						
Cavatine	☀	3-4'	3-4'	white	April-May	☀ Pale green buds open to clusters of white bell-shaped flowers
Dorothy Wycoff	☀	4-5'	3-4'	pink-white	April-May	☀ Red buds open to clusters of pale-pink to creamy-white bell-shaped flowers
Katsura	☀	5-6'	4-5'	rose-white	April-May	☀ Rose-white bell-shaped flowers; wine-red new growth matures to dark green
Mountain Fire	☀	5-6'	4-5'	white	April-May	☀ Fiery red new growth in spring matures to a dark green
<b>RHODODENDRON</b> Choose from a wide variety of flower colors, plant sizes and semi-evergreen leaf characteristics. Blooms last up to 2 weeks.						
<b>Dwarf</b> , Baden Baden	☀	2-3'	3-4'	cherry-red	May	✂ Dark green, slightly twisted leaves all season; compact habit
Faisa	☀	3-4'	3-4'	lavender	May	✂ Small green leaves; compact habit
<b>Largeleaf</b> , American Beauty	☀	5-6'	4-5'	magenta	May	✂ Magenta flowers with yellow-green spots; rounded habit
Calsap	☀	6-8'	5-6'	white w/purple	May	✂ Bright emerald green leaves; white flower w/purple blotch
Capistrano	☀	4-5'	5-6'	bright yellow	May	✂ Unique color; large green leaves form compact mounding habit
Chionoides	☀	4-5'	5-6'	white	May	✂ Ivory-white flowers with yellow centers; compact-spreading habit
Dandy Man Purple	☀	5-6'	4-5'	purple	May	✂ Rich purple-lavender flowers; improved hardiness; upright-rounded habit
Dorothy Swift	☀	4-5'	4-5'	pink	May	✂ Pink flowers with white centers; compact-rounded habit
Florence Parks	☀	5-6'	5-6'	purple	May	✂ Deep purple flowers with dark purple blotch; rounded habit
Holden	☀	4-5'	5-6'	rosy-pink	May	✂ Large glossy green leaves; round to spreading habit
Nova Zembla	☀	6-8'	6-8'	dark red	May	✂ Dark red flowers with darker red spots; rounded habit
Polar Night	☀	5-6'	5-6'	purple	May	✂ Purple flowers with burgundy blotch; round to spreading habit
Roseum Elegans	☀	6-8'	6-8'	rosy-lavender	May	✂ Large dark green leaves; rounded habit
Tapestry	☀	4-5'	4-5'	deep purple	May	✂ Deep purple flowers with striking maroon blotch; rounded habit
<b>PJM</b>	☀	4-5'	4-5'	lavender pink	May	✂ Medium-sized dark green leaves turn purplish in winter
Landmark	☀	4-5'	4-5'	purplish-red	May	✂ Medium sized dark green leaves turn mahogany-bronze in winter
Olga Mezzitt	☀	4-5'	4-5'	pink	May	✂ Medium-sized green leaves turn light red in winter
<b>Yaku</b> , Prince	☀	2-3'	3-4'	pinkish-white	May	✂ Large green leaves with silvery-white felt-like undersides

An Eastern exposure is the preferred placement for this group of plants. Most Broadleaf Evergreens enjoy morning sun for their foliage and flowering vigor, but prefer to keep cool in the afternoon shade. Just as important is the protection found here during the winter months when strong winds and sunlight can severely damage the leaves and buds.

# Evergreens-Spreading

Plant Name		Height	Spread	Shape	Special Features
<b>ARBORVITAE</b> These selections have soft textured foliage that needs minimal pruning. Nice in groupings or as a hedge.					
Anna's Magic Ball	☀	1-2'	2-3'	compact globe	Bright golden-yellow foliage; bronzy tones in winter
Danica	☀	1-2'	2-3'	compact/spreading	Bright emerald-green foliage; retains good color through winter
Fire Chief	☀	3-4'	3-4'	compact/rounded	Fine golden foliage with orange-red tips; turns reddish in fall/winter
Hetz Midget	☀	2-3'	3-4'	compact globe	Rich light green foliage; requires very little pruning
Little Giant	☀	3-4'	3-4'	compact globe	Rich green foliage; retains good color through winter
Mr. Bowling Ball	☀	2-3'	2-3'	compact/rounded	Dense and fine textured sage-green foliage; requires very little pruning
<b>CYPRESS, Siberian</b> ☀ ☀ ☀ 8-12" 5-6' low spreading Bright green lacy foliage turns copper colored in fall and winter					
Threadleaf, Mops	☀	2-3'	3-4'	mounded/rounded	Bright golden thread-like foliage; unique texture and habit
<b>JUNIPER</b> From ground covers to spreading and rounded shapes, Junipers are a tough and durable evergreen for many uses.					
Andorra, Youngstown	☀	1-2'	5-6'	wide spreading	Soft grayish-green foliage turns purplish in winter
Angelica Blue	☀	3-4'	5-6'	spreading	Bright grey-blue foliage; develops purplish cast in winter
Blue Pacific	☀	8-12"	5-6'	low spreading	Distinctive bright blue-green clustered foliage; good winter color
Blue Rug	☀	4-6"	5-6'	ground hugging	Intense silver-blue foliage all season; develops purplish cast in winter
Blue Star	☀	2-3'	3-4'	dense mounded	Steel blue star-shaped foliage; purplish cast in winter
Calgary Carpet	☀	8-12"	5-6'	low spreading	Soft green foliage; retains good color through winter; layered branches
Gold Lace	☀	3-4'	5-6'	spreading	Bright golden foliage; retains good winter color; graceful spreading habit
Grey Guardian	☀	2-3'	5-6'	spreading	Vivid greyish-blue foliage with lacy texture; develops purplish cast in winter
Procumbens Dwarf	☀	8-12"	5-6'	low spreading	Bluish-green foliage; mounded center and trailing branches
Sea Green	☀	5-6'	6-8'	spreading	Lacy, bright mint-green foliage; spreading habit with arching branches
<b>PINE</b> These shrubs have longer needles than other spreading evergreens & add a unique, textured look to the landscape.					
Mugo, Mops	☀	3-4'	4-5'	globe to spreading	Dark green needles; retains good color through winter; dense
Mugo, Slowmound	☀	2-3'	3-4'	globe to spreading	Compact, dark green needles; deep green color through winter; dense
<b>SPRUCE</b> These slow growing, short-needled varieties require minimal pruning.					
Norway, Birdsnest	☀	2-3'	4-5'	low spreading	Green needles; low spreading shape with depressed nest-like center
Elegans	☀	2-3'	4-5'	mounded/spreading	Green needles; mounded center, maturing to dome-shaped
Little Gem	☀	2-3'	3-4'	globe to spreading	Short, dark green needles; dense globe to spreading habit
<b>YEW</b> Adaptable for a wide range of conditions, especially for areas with limited sunlight, such as the north side.					
Densiformis	☀ ☀ ☀	3-4'	5-6'	rounded to spreading	Dark green needles; easily pruned to maintain desired size & shape
Dwarf Spreading	☀ ☀ ☀	2-3'	3-4'	rounded to spreading	Dark green needles; compact selection with round spreading habit
Everlow	☀ ☀ ☀	1-2'	4-5'	low spreading	Dark green needles; dense growth with low spreading habit

## Pruning Evergreens

**Reasons for Pruning** - In general, most evergreens need minimal pruning. It is important to choose the correct size evergreen for its location when planning a landscape, as it is nearly impossible to correct an overgrown evergreen by pruning. Damage can occur to branches from wind, ice, disease and insect problems. These dead or damaged branches will need to be removed to prevent more damage from occurring. This type of pruning should be done as soon as the need arises, since waiting could allow disease to spread to healthy wood.

**Spruces** can be trimmed while young to produce a fuller tree by trimming the new growth by 1/3 to 1/2. This should be done after the new growth has hardened off in July. More severe pruning can be done by cutting back into last year's growth, just be sure to make the cut above a side branch or bud.

**Pines** can be made fuller by trimming new growth back by 1/3 to 1/2, however, do not trim into last year's growth, as they do not possess the dormant buds that the Firs and Spruce do and will not replace the branches removed.

**Arborvitae and Junipers** can also be kept more compact by cutting back new growth. These plants tend to have a 'dead zone', or interior area where there is no foliage, so cutting back too far exposes the dead zone, and is very unsightly. Severe pruning should be done in early spring so the new growth will fill in the exposed areas.

**Yews** can be trimmed to maintain a formal shape if desired. Their new growth can be trimmed as needed in mid-June. Yews can also have a second light pruning in late September. Do not over prune late in the year.



SCAN ME!

☀ = Sun   ☀ = Partial Shade   ☀ = Shade   🍀 = Butterfly   🐦 = Hummingbird   🌸 = Fragrant   ☆ = New Plant for 2023!

# Evergreens-Tall Under 25'

Plant Name		Height	Spread	Shape	Special Features
<b>ARBORVITAE</b> Soft textured foliage and easy care make Arborvitae an ideal choice for hedges to create visual screens.					
Dark Green	☀	15-20'	5-6'	upright pyramidal	Dark green fan-shaped foliage; good winter color; variety native to Michigan
Degroot's Spire	☀	12-15'	3-4'	columnar	Dense green fan-shaped foliage with textured appearance; good winter color
Emerald	☀	12-15'	3-4'	narrow pyramidal	Bright emerald-green foliage; retains good color through winter
Forever Goldy	☀	12-15'	6-8'	broad pyramidal	Bright gold fan-shaped foliage turning orange-gold in fall
Green Giant	☀	20-25'	8-10'	broad pyramidal	Lustrous, rich green foliage; fast growing with graceful branching habit
Hetz Wintergreen	☀	15-20'	5-6'	narrow pyramidal	Lacy, bright green fan-shaped foliage; retains good winter color
Holmstrup	☀	8-10'	3-4'	compact pyramidal	Bright green fan-shaped foliage; retains good winter color
Jantar	☀	12-15'	3-4'	narrow upright	Bright yellow fan-shaped foliage; develops amber tones in winter
Northern Spire	☀	15-20'	5-6'	narrow upright	Lustrous dark green foliage; develops russet red tones in winter
Techny	☀	12-15'	6-8'	broad upright	Lacy dark green foliage; develops deep green to almost black tones in winter
<b>JUNIPER</b> This group of colorful evergreens is ideal for hedging. Junipers are more suited to withstand heat and drying winds.					
Blue Point	☀	10-12'	4-5'	dense pyramidal	Dense blue-gray foliage retains color well into fall; bronzy gray-green in winter
Compressa, Gold Cone	☀	6-8'	2-3'	narrow columnar	Bright golden-yellow foliage; bronze-gold tones in winter
Skyrocket	☀	12-15'	2-3'	narrow upright	Bluish-green foliage; develops purplish-gray tones in winter
Taylor	☀	12-15'	3-4'	narrow upright	Grayish-green foliage all season; retains good winter color
Wichita Blue	☀	12-15'	5-6'	upright pyramidal	Bright blue foliage; color softens to a grayish blue-green in winter
<b>SPRUCE</b> A wide variety of needle colors, plus distinctive branching characteristics.					
Alberta, Dwarf	☀	8-10'	3-4'	dense pyramidal	Short green needles; slow growing - requires little pruning
Jean's Dilly	☀	5-6'	2-3'	compact pyramidal	Very short green needles; very slow growing-requires no pruning
Rainbow's End	☀	8-10'	3-4'	dense pyramidal	Green needles with creamy-yellow growth in summer; slow growing
<b>YEW</b> Adaptable for a wide range of conditions, especially for areas with limited sunlight, such as the north side of buildings.					
Capitata	☀	6-8'	3-4'	broad pyramidal	Dark green needles; retains good winter color; easily pruned to maintain shape
Hick's	☀	6-8'	3-4'	dense upright	Dark green needles; dense with flat top; easily pruned to maintain shape
Hill's Columnar	☀	6-8'	3-4'	dense upright	Dark green needles with light green undersides; retains good winter color

# Evergreens-Tall Over 25'

Plant Name		Height	Spread	Shape	Special Features
<b>FIR</b> These pyramidal types make a fine specimen tree, especially in naturalized areas.					
Canaan	☀	30-40'	15-20'	pyramidal	☀ Lustrous green needles with soft texture; similar look to Balsam Fir
Concolor	☀	40-50'	20-25'	pyramidal	☀ Long upcurved, green to blue-green needles; color varies from tree to tree
HEMLOCK, Canadian	☀	30-40'	15-20'	spreading pyramidal	Short, dark green needles on graceful branches; tolerates heavy pruning
<b>PINE</b> Long needled pines are a favorite for those who like a more open and textured appearance.					
Limber, Vanderwolf's	☀	25-30'	15-20'	upright pyramidal	Long, soft blue-green twisted needles; upward curving branches
White	☀	50-60'	25-30'	wide pyramidal	Light blue-green needles with soft-texture; shape opens with age
<b>SPRUCE</b> A wide variety of needle colors, plus distinctive branching characteristics. Taller varieties are ideal for screening.					
Colorado, Baby Blue	☀	25-30'	10-12'	pyramidal	Bright blue needles with consistent color; growth and habit is a bit more compact
Norway	☀	50-60'	20-25'	pyramidal	Dark green needles; upward pointed branch tips with pendulous branchlets
Serbian	☀	40-50'	12-15'	pyramidal	Green needles with whitish below; branch tips turn upward to show white below
White, Black Hills	☀	30-40'	15-20'	broad pyramidal	Short, dark green to bluish-green needles; graceful branching

To insure success when planting perennials, trees & shrubs use **Sphagnum Peat**. Spread 1 to 2" of Sphagnum Peat over the planting area and thoroughly dig in or rototill to a minimum depth of at least 6 to 8".



Established acid-loving plants, such as Evergreens, should be fed twice yearly, spring and late fall. Sprinkle **Holly-tone** around the base of your plants as directed on the bag. If the area to be fed is mulched, it is preferable to remove the mulch, feed and then restore the mulch on top of the application of plant food.

Due to the possibility of conditions beyond our control, Bordine's reserves the right to be out of any item at any time.

# Evergreens-Artistic & Unique

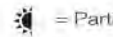
Plant Name		Height	Spread	Special Features	
WEEPING VARIETIES					
CYPRESS, Nootka, Blue Weeping	☀️🌿	15-20'	6-8'	Dark blue-green foliage on pendulous branches; broad, upright habit	
LARCH, European Weeping	☀️	6-8'	5-6'	Soft green needles turn yellow in fall before dropping; weeping-pendulous branching	
PINE, White, Weeping	☀️	6-8'	6-8'	Blue-green needles, soft-textured; twisting/pendulous branches form unique shape	
SPRUCE, Norway, Weeping	☀️	6-8'	5-6'	Dark green needles; grows to an individually unique specimen with cascading branches	
White, Columnar Weeping	☀️	15-20'	5-6'	Grayish-green needles; narrow columnar shape with downward weeping branches	
TOPGRAFTED TREE FORMS					
CYPRESS, Hinoki, Slender Dwarf	☀️🌿	5-6'	3-4'	Dark green fan-shaped foliage; unique tree with compact, broad habit	
Siberian	☀️🌿	4-5'	4-5'	Bright green lacy foliage, turning copper-colored in fall and winter; downward weeping branches	
JUNIPER, Blue Star	☀️	4-5'	3-4'	Steel blue star-shaped foliage w/purplish winter cast; forms a compact globe on top of stem	
Daub's Frosted	☀️	4-5'	4-5'	Bright golden frosted foliage with bluish-green undertones; compact globe shape	
PINE, Mugo, Mops	☀️	4-5'	4-5'	Dark green needles retain good color in winter; dense globe to spreading habit	
SPRUCE, Colorado Blue, Globe	☀️	5-6'	5-6'	Silvery-blue needles; globe shape/can mature to broad upright shape with age if unpruned	
Norway, Little Gem	☀️	3-4'	3-4'	Green needles; low spreading shape with dense globe habit; requires little pruning	
Serbian, Dwarf	☀️🌿	4-5'	3-4'	Green needles with whitish undersides; globe shape maturing to broad upright habit with age	
POMPON FORMS					
JUNIPER, Sea Green	☀️	prune to maintain	Bright green foliage, good winter color; individually created for specimen use		
SPIRAL & TIERED FORMS					
ARBORVITAE, Emerald	☀️🌿	prune to maintain	Soft, bright green foliage; uniquely created spiral or tiered shape for specimen use		
JUNIPER, (several varieties)	☀️	prune to maintain	Green, blue or yellow colored foliage; uniquely created shape for specimen use		
SPRUCE, Alberta Dwarf	☀️	prune to maintain	Short green needles form dense growth; uniquely created shape for specimen use		
SPREADING UNIQUES					
ARBORVITAE, Franky Boy	☀️	5-6'	3-4'	broad upright	Filaments of yellow growth extend from lime green interior; bronze winter cast
Whipcord	☀️	4-5'	3-4'	low mounding	Long tendrils of glossy green foliage giving a pendulous mop effect
CYPRESS, Hinoki, Dwarf	☀️🌿	2-3'	2-3'	compact globe	Dark green fan-shaped foliage; slow growing; retains good winter color
Sawara, Cream Ball	☀️🌿	2-3'	2-3'	dense globe	Soft creamy-yellow foliage with hints of blue & green
Threadleaf, Mops	☀️🌿	2-3'	3-4'	low mounding	Bright golden thread-like foliage; unique texture and habit
PINE, White, Blue Shag	☀️	3-4'	4-5'	globe to rounded	Light blue-green needles with soft texture; compact habit
SPRUCE, Colorado Blue, Globe	☀️	4-5'	5-6'	rounded	Silvery-blue needles; matures to broad upright shape with age if unpruned
Colorado Blue, Montgomery	☀️	4-5'	5-6'	rounded	Silvery-blue needles; matures to broad upright or cone-shaped w/age if unpruned
TALL UNIQUES					
BALDCYPRESS	☀️	40-50'	15-20'	pyramidal	Soft green needles turn russett in fall before dropping; prefers moist soils
Lindsey's Skyward	☀️	15-20'	5-6'	narrow upright	Soft, green fern-like foliage turns russet in fall before dropping; prefers moist soils
CYPRESS, Fernspray Gold	☀️🌿	4-5'	4-5'	broad upright	Bright yellow to golden fern-like foliage on arching branches
Gold Spangle	☀️	6-8'	5-6'	pyramidal	Bright, golden thread-like foliage all season; trimmed to pyramidal form
Hinoki, Crippsi	☀️🌿	6-8'	4-5'	broad pyramidal	Feathery bright yellow foliage on spreading branches; bronze-yellow winter color
Slender	☀️🌿	8-10'	5-6'	open pyramidal	Dark green fan-shaped foliage, slightly pendulous at branch tips; arching branches
Slender Dwarf	☀️🌿	5-6'	3-4'	broad upright	Glossy, dark green fan-shaped foliage in horizontal layers along stems
Nootka, Blue	☀️🌿	20-25'	10-12'	broad pyramidal	Flat sprays of blue-green foliage with pendulous tips; retains good winter color
DAWN REDWOOD	☀️	50-60'	20-25'	pyramidal	Soft bright green needles turn orange-red-brown in fall before dropping
Amber Glow	☀️🌿	25-30'	15-20'	pyramidal	Bright golden needles turn orange-amber in fall before dropping
JUNIPER, Compressa	☀️	5-6'	1-2'	narrow upright	Dark green needles with silvery accents; bronze-green winter color
Compressa, Gold Cone	☀️	6-8'	2-3'	narrow upright	Bright golden-yellow needles; golden-bronze winter color
PINE, Umbrella, Joe Kozey	☀️	6-8'	2-3'	upright	Glossy, green whorled needles; exotic look with upright shape
White-Hybrid, Domingo	☀️	15-20'	10-12'	broad pyramidal	Long, soft blue-green needles; more compact habit than White Pine
SPRUCE, Norway, Cupressina	☀️	30-40'	6-8'	narrow columnar	Dark green needles; ascending branches
White, Columnar Weeping	☀️	15-20'	5-6'	narrow columnar	Grayish-green needles; downward weeping branches

## SYMBOL KEY



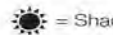
= Sun

These plants need at least 8 hours of direct sunlight.



= Partial Shade

These plants need a minimum of 4 hours of direct sunlight and a maximum of 8 hours. Avoid hot afternoon sun.



= Shade

These plants need less than 4 hours of direct sunlight. Avoid hot afternoon sun.



= Butterfly

These plants attract butterflies.



= Hummingbird

These plants attract hummingbirds.



= Fragrant

These plants have a fragrance.



= New

This plant is new for 2023!



# Trees Under 25'

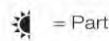
Plant Name		Height	Spread	Flower Color	Blooms	Fall Color	Special Features
<b>ALTHEA TREE</b> Outstanding display of flower color in late summer. Best flowering in full sun. Multi-stemmed varieties listed in the Shrub section.							
Bali	☀	6-8'	5-6'	white	Aug-Sept	yellow	✚ Semi-double white flowers with a red center
Chiffon Lavender	☀	8-10'	6-8'	lavender	Aug-Sept	yellow	✚ Large, single lavender flowers with a lacy center
Chiffon Pink	☀	8-10'	6-8'	pink	Aug-Sept	yellow	✚ Large, clear pink flowers with lacy center
Fiji	☀	6-8'	5-6'	pink/red	Aug-Sept	yellow	✚ Semi-double, light pink flowers with a deep reddish-purple center
Purple Pillar	☀	8-10'	2-3'	purple	Aug-Sept	yellow	✚ Semi-double purple flowers with darker center; narrow upright habit
Satin Azurri Blue	☀	8-10'	6-8'	blue	Aug-Sept	yellow	✚ Large, single royal blue flowers with a red center
Tahiti	☀	6-8'	5-6'	deep purple/pink	Aug-Sept	yellow	✚ Semi-double, deep pink-purple flowers with a red center
<b>AMELANCHIER</b> Beautiful four-season trees with masses of showy white flowers, followed by small edible fruit that is highly favored by birds.							
Autumn Brilliance	☀	20-25'	15-20'	white	April	bright red	✚ Edible purplish-black berries in June; food for wildlife
Shadblow Serviceberry	☀	15-20'	15-20'	white	April	yellow-orange	✚ Multi-stemmed form with delicious purplish-blue fruit in June (birds)
<b>BIRCH</b> , River, Shiloh Splash	☀	15-20'	10-12'	-	-	yellow	Green leaves with ivory white margins; slow growing with peeling bark
<b>BURNING BUSH TREE</b> , Dwarf	☀	6-8'	6-8'	-	-	bright red	Compact growth with rounded top; attractive corky stems in winter
<b>CHERRY</b> Cherries offer a wide variety of flower colors and forms, plus several size variances in both weeping and upright varieties.							
First Blush	☀	20-25'	12-15'	pink	May	orange-red	✚ Dark green leaves; narrow-upright to oval habit
Higan Weeping	☀	15-20'	15-20'	pink	Apr-May	yellow	✚ Green leaves; wide-spreading/weeping habit
Kwanzan	☀	20-25'	15-20'	pink	May	orange-bronze	✚ Large, double flowers; green leaves; vase-shaped
Pink Cascade	☀	10-12'	10-12'	pink	April	orange	✚ Green leaves; strong downward weeping habit
Snow Fountains	☀	8-10'	10-12'	white	April	orange-gold-red	✚ Green leaves; semi-double blossoms; weeping habit
<b>CRAB</b> (Flowering Crabapple) Spectacular seasonal color! One of the most versatile and durable flowering trees in a range of flower, foliage and fruit colors.							
Coralburst	☀	8-10'	10-12'	rose-pink	May	yellow	✚ Coral buds; sparse 1/2" bronze fruit; green leaves; compact habit
Gladiator	☀	15-20'	8-10'	bright pink	May	reddish-orange	✚ Bronze-purple leaves mature to purplish-green; upright habit
Lollipop	☀	8-10'	8-10'	white	May	yellow	✚ Bright green leaves; sparse 3/8" yellow fruit; compact habit
Prairifire	☀	15-20'	15-20'	pinkish-red	May	orange-red	✚ Red-maroon leaves mature to red-green; red fruit; upright shape
Royal Raindrops	☀	15-20'	15-20'	pinkish-red	May	orange-red	✚ Deep purple cutleaf foliage maturing to purplish-green; 1/4" red fruit
Sparkling Sprite	☀	10-12'	10-12'	pinkish-white	May	yellow	✚ Bright green leaves; 1/4" golden-orange fruit; compact habit
Starlight	☀	20-25'	12-15'	white	May	yellow	✚ Green leaves; small red fruit in fall; broad upright habit
<b>DOGWOOD</b> Great year-round characteristics; beautiful flowers in spring, colorful summer and fall foliage, interesting winter bark & branching.							
Celestial Shadow	☀	15-20'	12-15'	white	May/June	pinkish-red	✚ Green leaves with bright yellow margins; red fruit in fall (birds)
Flowering, Cherokee Brave	☀	15-20'	15-20'	red-pink	May	red	✚ Reddish-pink flowers with white center; red fruit in fall (birds)
Cherokee Chief	☀	15-20'	15-20'	red-pink	May	red	✚ Deep reddish-pink flowers; dark green leaves; red fruit in fall (birds)
Cherokee Princess	☀	15-20'	15-20'	white	May	red	✚ Large white flowers; green leaves; red fruit in fall (birds)
Pink	☀	15-20'	15-20'	pink	May	red	✚ Large pink flowers; green leaves; red fruit in fall (birds)
Kousa, Chinese	☀	15-20'	15-20'	white	June	red	✚ Star-shaped white flowers; green leaves; red fruit in fall (birds)
Little Poncho	☀	8-10'	6-8'	white	June	reddish-purple	✚ Dwarf variety w/star-shaped flowers; green leaves; red fruit in fall
Scarlet Fire	☀	15-20'	15-20'	fuschia pink	June	reddish-purple	✚ Deep pink to fuschia colored flowers; green leaves; red fruit in fall
Summer Fun	☀	12-15'	12-15'	white	June	red/orange-pink	✚ Wavy green leaves with white margins; red fruit in fall (birds)
Venus	☀	20-25'	15-20'	white	May	red-purple	✚ Large creamy white flowers; green leaves; sparse orange-red fruit
<b>FRANKLIN TREE</b>	☀	12-15'	10-12'	white	August	orange-red	✚ Magnolia-like white flowers; large, shiny, dark green leaves
<b>FRINGETREE</b>	☀	12-15'	12-15'	white	June	yellow	✚ Delicate flowers in 6-8" clusters; lustrous medium green leaves
<b>GOLDENRAIN TREE</b> , Summer Burst ☆	☀	20-25'	20-25'	yellow	July	yellow	Lacy panicles of yellow flowers; glossy, dark green, fern-like foliage
<b>HEPTACODIUM</b> , Temple of Bloom	☀	8-10'	10-12'	creamy white	Aug-Sept	yellow	✚ Cherry-red seed clusters in fall; attractive peeling tan bark
<b>HYDRANGEA TREE</b> , Peegee Similar to the bush form in flower and leaf, these have been specially trained to a tree form with a short trunk.							
Berry White	☀	6-8'	5-6'	white	July-Aug	yellow	✚ Large, cone-shaped white flowers mature to dark pink
Fire Light	☀	6-8'	5-6'	white	July	yellow	✚ Large, cone-shaped white flowers mature to pink then rich red
Limelight	☀	6-8'	6-8'	white	July-Aug	yellow	✚ Lime-green buds open to full white flowers; interesting color transition
Little Lime	☀	4-5'	4-5'	white	July-Aug	yellow	✚ Lime-green buds open to compact conical white flowers
Vanilla Strawberry	☀	6-8'	6-8'	white	July-Aug	yellow	✚ Large, cone-shaped white flowers mature to pink and then red
<b>LILAC TREE</b> Wonderful spring flowers and fragrance in a tree form. Shrub varieties are listed on Page 21.							
Bloomerang Dark Purple	☀	6-8'	5-6'	purple	May	yellow	✚ Violet-purple buds open to lavender flowers; may lightly rebloom
Japanese, Ivory Silk	☀	20-25'	15-20'	white	June	yellow	✚ Large creamy white flowers; dark green leaves; cherry-like bark
Snow Dance	☀	15-20'	12-15'	white	June	yellow	✚ Large white flower clusters; dark green leaves; cherry-like bark
Summer Storm ☆	☀	20-25'	15-20'	white	June	yellow	✚ Large white flower clusters; dark green leaves; cherry-like bark
Korean Dwarf	☀	6-8'	6-8'	lilac	May	yellow	✚ Violet-purple buds open to pale lilac flowers; rounded shape

## SYMBOL KEY



= Sun

These plants need at least 8 hours of direct sunlight.



= Partial Shade

These plants need a minimum of 4 hours of direct sunlight and a maximum of 8 hours. Avoid hot afternoon sun.



= Shade

These plants need less than 4 hours of direct sunlight. Avoid hot afternoon sun.



= Butterfly

These plants attract butterflies.



= Hummingbird

These plants attract hummingbirds.



= Fragrant

These plants have a fragrance.



= New

This plant is new for 2023!

# Trees Under 25'

Plant Name		Height	Spread	Flower Color	Blooms	Fall Color	Special Features
<b>MAGNOLIA</b> Beautiful spring flowers in a variety of colors and shapes; can be made to look more tree-like by pruning lower branches							
Ann	☀️	8-10'	8-10'	purple-red	May	yellow-brown	🌸 Tulip-shaped flowers; dark green leaves; compact, rounded shrub/tree
Black Tulip	☀️	12-15'	8-10'	burgundy-red	May	yellow-brown	🌸 Large deep burgundy-red flowers; glossy-green leaves; upright/oval habit
Galaxy	☀️	15-20'	12-15'	reddish-purple	May	yellow-brown	🌸 Reddish-purple to pink cup-shaped flowers; oval to rounded habit
Jane	☀️	10-12'	10-12'	red-purple	May	yellow-brown	🌸 Reddish-purple flowers with white interiors; upright to rounded habit
Leonard Messel	☀️	15-20'	15-20'	pinkish-white	May	yellow-brown	🌸 Large, pinkish-white multi-petaled flowers; upright to rounded habit
Royal Star	☀️	10-12'	10-12'	white	April	yellow-bronze	🌸 Double, star-shaped white flowers; upright to rounded habit
Saucer	☀️	15-20'	15-20'	pink	May	yellow-brown	🌸 Pink saucer-shaped flowers; upright to spreading habit with age
Star, Centennial Blush	☀️	12-15'	10-12'	pale pink	April	yellow-bronze	🌸 Pink buds open to double, pink star-shaped flowers; compact shrub/tree
Sweet Bay	☀️	15-20'	12-15'	white	May/June	semi-evergreen	🌸 Creamy white lemon scented flowers; glossy-green leaves; upright habit
<b>MAPLE</b> Additional Maple varieties may be found in the Trees Over 25' section							
Paperbark	☀️	15-20'	12-15'	-	-	bronze-red	Bluish-green 3-lobed leaves; cinnamon-copper bark exfoliates with age
<b>MOUNTAIN ASH</b> , Cardinal Royal	☀️	20-25'	15-20'	white	May	yellow	Dark green leaves with silvery undersides; red fruit clusters in fall
<b>MULBERRY</b> , Weeping Chaparral	☀️	10-12'	12-15'	-	-	yellow	Large bright green leaves; non-fruiting; long pendulous branches
<b>PEACH, FLOWERING</b> , Bonfire Patio	☀️	4-5'	5-6'	pink	May	yellow	🌸 Dark red leaves mature to reddish-green in summer; small fruit
Corinthian Pink	☀️	15-20'	12-15'	light pink	May	yellow	🌸 Double light pink flowers; purplish-green leaves; no fruit
Weeping, Crimson Cascade	☀️	10-12'	8-10'	reddish-pink	May	yellow	🌸 Deep maroon leaves in spring turn maroon-green in summer
<b>PEASHRUB</b> , Siberian Weeping	☀️	6-8'	5-6'	yellow	June	yellow	Pea-shaped flowers; green leaves; weeping habit w/ bronze-yellow bark
Walker Weeping	☀️	4-5'	3-4'	yellow	June	yellow	Pea-shaped flowers; fine bright green leaves; compact weeping habit
<b>PLUM</b> , Big Cis	☀️	12-15'	10-12'	pink	May	yellow	🌸 Glossy purple leaves fade to purplish-green; upright/rounded habit
Thundercloud	☀️	15-20'	15-20'	light pink	May	yellow	🌸 Deep purple leaves fade to purplish-green; oval/rounded habit
<b>REDBUD</b> , Burgundy Hearts	☀️	15-20'	20-25'	pink/lavender	May	yellow	🌸 Reddish-purple heart-shaped leaves turn to burgundy in summer
Eastern	☀️	20-25'	20-25'	purple-pink	May	yellow	🌸 Pea-shaped flowers along branches; blue-green heart-shaped leaves
The Rising Sun	☀️	15-20'	15-20'	magenta-rose	May	yellow	🌸 Apricot-orange growth in spring turns golden in summer; rounded habit
Weeping, Lavender Twist	☀️	6-8'	8-10'	purple-pink	May	yellow	🌸 Umbrella-shaped crown with blue-green heart-shaped leaves
Ruby Falls	☀️	6-8'	5-6'	rose-purple	May	yellow	🌸 Dark ruby heart-shaped leaves emerge in spring, maturing to purple-green
Vanilla Twist	☀️	6-8'	8-10'	white	May	yellow	🌸 Chartreuse-green heart-shaped leaves; weeping, umbrella-shaped crown
<b>WILLOW</b> , Hakuro Nishiki	☀️	10-12'	10-12'	-	-	yellow	🌸 New growth white, pink & green variegated, maturing to lime-green
<b>WISTERIA TREE</b> , Amethyst Falls	☀️	6-8'	8-10'	violet-blue	May	yellow	🌸 6-8" long grape-like flower clusters; prune to maintain tree form
Royal Purple	☀️	6-8'	8-10'	violet-purple	May	yellow	🌸 Grape-like, deep purple flowers; prune to maintain tree form
<b>WITCHHAZEL</b> , Arnold Promise	☀️	10-12'	12-15'	yellow	March	golden-yellow	🌸 Strap-like yellow flowers; green leaves; vase-shaped habit

## Japanese Maples

Plant Name		Height	Spread	Flower Color	Blooms	Fall Color	Special Features
<b>Mounding Varieties</b> Referred to as Weeping or Laceleaf Maples, these have finely cut or "dissected" leaves & may be trimmed to maintain a smaller size.							
Crimson Queen	☀️	6-8'	6-8'	Small reddish - yellow flowers appear in May as the leaves emerge, providing some color interest.		brilliant red	Lacy, crimson-red leaves mature to reddish/bronze to green in summer
Inaba Shidare	☀️	6-8'	6-8'			scarlet	Finely-cut, deep red leaves soften to reddish-green in summer
Orangeola	☀️	6-8'	6-8'			orange	Finely-cut, bright red leaves mature to a bronze-green in summer
Tamukeyama	☀️	6-8'	6-8'			red	Deep purplish-red leaves mature to reddish-green in summer
Viridis	☀️	6-8'	6-8'			gold/yellow-red	Finely-cut, lacy bright green leaves throughout summer
<b>Upright Varieties</b> Leaves of upright varieties are referred to as "palmate", usually having 5 or 7 lobes. These varieties have more of a tree appearance.							
Bloodgood	☀️	15-20'	15-20'	Small reddish - yellow flowers appear in May as the leaves emerge, providing some color interest.		crimson	Deep reddish-purple leaves mature to a reddish-green in summer
Emperor I	☀️	15-20'	12-15'			red	Deep purplish-red leaves in spring and summer; excellent color retention
Fireglow	☀️	15-20'	12-15'			crimson-scarlet	Rich burgundy-red leaves in spring and summer; upright habit
Lion's Head	☀️	8-10'	8-10'			orange-scarlet	Small dark green crinkled leaves; compact growth w/upright-rounded habit
Mikawa Yatsubusa	☀️	4-5'	4-5'			red	Green leaves with red tips in spring; upright irregular habit
Rhode Island Red	☀️	8-10'	8-10'			orange-red	Bright red leaves mature to dark red in summer; rounded upright habit
Twombly's Red Sentinel	☀️	15-20'	8-10'			dark red	Intense red leaves mature to burgundy-green in summer; upright-vase shape

**Japanese Maples are a unique specimen tree that can add beauty and elegance to most any landscape! Gain the most out of your Japanese Maple by providing the ideal location and environment with these planting tips:**

- Achieve best leaf coloration and prevent leaf scorching by planting in areas with mid to late afternoon shade
- Plant in a location protected from northwest winds and southern sun to reduce chance of winter damage
- Plant in a moist, well-drained soil and mulch to maintain cool roots and help maintain moisture level

Due to the possibility of conditions beyond our control, Bordine's reserves the right to be out of any item at any time.

# Trees Over 25'

Plant Name		Height	Spread	Flower Color	Blooms	Fall Color	Special Features
<b>BEECH</b> , European, Dawycki Purple	☀	30-40'	8-10'	-	-	bronze-purple	Glossy dark purple leaves; narrow, upright specimen
Red Obelisk	☀	30-40'	8-10'	-	-	bronze-purple	Dark purple leaves with crinkled edges; compact columnar habit
Tricolor	☀	40-50'	25-30'	-	-	bronze-purple	Dark purplish-green leaves with rose-pink margins
<b>BIRCH</b> Additional varieties may be found in the Trees Under 25' section.							
Parkland Pillar	☀	30-40'	6-8'	-	-	yellow	✚ Dark green leaves; attractive white bark; narrow upright habit
River, Heritage	☀	40-50'	25-30'	-	-	yellow	✚ Green leaves; beautiful salmon-white peeling bark
Royal Frost	☀	30-40'	20-25'	-	-	yellow-orange	✚ Crimson leaves turn purple-green in summer; white peeling bark
<b>BLACK GUM</b> , Northern Splendor	☀	40-50'	25-30'	white	May	scarlet-red	Dark green leaves; small black fruit in fall; Michigan native
<b>CATALPA</b> , Northern	☀	40-50'	30-40'	white	June	yellow-brown	✚ Orchid-like flowers; green heart-shaped leaves; cigar-shaped pods in fall
<b>GINKGO</b> , Autumn Gold	☀	40-50'	30-40'	-	-	golden-yellow	Unusual fan-shaped leaves; attractive winter branching
Princeton Sentry	☀	30-40'	12-15'	-	-	golden-yellow	Unusual fan-shaped leaves; upright branching for narrow areas
<b>HONEYLOCUST</b> , Sunburst	☀	30-40'	25-30'	-	-	yellow	Fine-textured leaves emerge yellow; mature to bright green
Northern Sentinel	★☀	40-50'	20-25'	-	-	yellow	Fine-textured dark green leaves; narrow upright to oval habit
<b>HORNBEAM</b> , European, Pyramidal	☀	30-40'	20-25'	-	-	yellow	Dark green leaves; formal upright-oval shape
<b>KATSURATREE</b>	☀	40-50'	25-30'	-	-	apricot-orange	Bluish-green heart shaped leaves; attractive winter branching
<b>LINDEN</b> , Greenspire	☀	40-50'	25-30'	white	June	yellow	✚ Dark green heart-shaped leaves; pyramidal habit w/dense branching
<b>MAPLE</b> Japanese Maples and other smaller growing Maple varieties may be found on Page 31.							
Norway, Crimson King	☀	30-40'	25-30'	-	-	reddish-bronze	Deep maroon colored leaves; rounded habit with dense branching
Crimson Sentry	☀	25-30'	10-12'	-	-	reddish-bronze	Maroon colored leaves; heavily branched with columnar habit
Drummondii	☀	30-40'	25-30'	-	-	yellow	Light green leaves edged with white; oval shape with dense branching
Princeton Gold	☀	30-40'	25-30'	-	-	yellow	Leaves emerge bright yellow, mature to lime green; oval-rounded habit
Norway-Hybrid, Crimson Sunset	☀	30-40'	20-25'	-	-	reddish-bronze	Glossy deep purple leaves hold color into summer; upright habit
Red, October Glory	☀	40-50'	30-40'	red	April	orange-red	Glossy green leaves; broad oval to rounded habit
Redpointe	☀	40-50'	25-30'	red	April	brilliant red	Rich, deep green leaves; broad pyramidal habit; fast growing
Red-Hybrid, Autumn Blaze	☀	50-60'	30-40'	-	-	orange-red	Rich green leaves; fast growing with upright branching
Sugar, Fall Fiesta	☀	50-60'	30-40'	-	-	yellow/orange/red	Thick, leathery, glossy green leaves; upright-rounded habit
<b>OAK</b> Once established, Oaks will grow and develop sturdy canopies, providing interesting foliage and bark texture.							
Crimson Spire	☀	40-50'	12-15'	-	-	crimson-red	Dark green leaves; small acorns in fall; narrow-columnar habit
Red	☀	50-60'	30-40'	-	-	russet to bright red	Glossy green leaves; rounded habit
Skinny Genes	☀	30-40'	8-10'	-	-	yellow-tan	Glossy, dark green leaves; small acorns in fall; narrow, fastigiate habit
Swamp White	☀	50-60'	40-50'	-	-	yellow/bronze	Wavy green leaves; broad open habit; tolerates moist soils
<b>PEAR</b> , Chanticleer	☀	30-40'	15-20'	white	May	plum	✚ Glossy green leaves; russet colored fruit in fall; narrow pyramidal habit
Chastity	☀	30-40'	20-25'	white	May	orange-red	✚ Glossy dark green leaves; sparse fruit; broad pyramidal habit
<b>PLANETREE</b> , London, Exclamation	☀	50-60'	25-30'	-	-	yellow	Large maple like leaves; attractive peeling & flaking bark
<b>SWEETGUM</b> , Happidaze	☀	40-50'	25-30'	-	-	orange/red/burgundy	Green star-shaped leaves; upright pyramidal habit; mostly seedless
Slender Silhouette	☀	30-40'	6-8'	-	-	orange-burgundy	Deep green star-shaped leaves; narrow columnar habit; seedless
<b>TULIPTREE</b>	☀	50-60'	30-40'	green-yellow	June	golden yellow	Unique shaped green leaves; very fast growth rate
Emerald City	☀	40-50'	20-25'	green-yellow	June	clear yellow	Unique shaped dark green glossy leaves; upright to oval habit
<b>WILLOW</b> , Golden Curls	☀	30-40'	20-25'	-	-	golden	Golden yellow twisted stems and twigs; green leaves; oval-rounded habit
Niobe Weeping	☀	50-60'	50-60'	-	-	golden	Golden colored weeping branches; green leaves
<b>ZELKOVA</b> , Musashino Columnar	☀	30-40'	12-15'	-	-	yellow	Medium green leaves; narrow, upright branching good for tight spaces
Zileration	★☀	25-30'	20-25'	-	-	rusty orange	Dark green leaves; compact, vase-shaped habit



Receive a 5 year warranty on trees & shrubs purchased from us when you also purchase and use MYKE® tree & shrub transplanter (excludes the Ericaceae plant family like Rhododendrons and Blueberries) MYKE® contains natural mycorrhizae which enhances root and shoot growth.

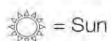
\* In order for the MYKE® warranty to apply, plants and the recommended amount of MYKE® must be purchased on the same receipt.



SCAN ME!

View a short video that explains more about how MYKE® works!

## SYMBOL KEY



= Sun

These plants need at least 8 hours of direct sunlight.



= Partial Shade

These plants need a minimum of 4 hours of direct sunlight and a maximum of 8 hours. Avoid hot afternoon sun.



= Shade

These plants need less than 4 hours of direct sunlight. Avoid hot afternoon sun.



= Butterfly

These plants attract butterflies.



= Hummingbird

These plants attract hummingbirds.



= Fragrant

These plants have a fragrance.



= New

This plant is new for 2023!

# Fruit Trees

Plant Name		Height	Spread	Harvest Time	Fruit Color	Fruit	Pollinator
<b>APPLE</b> , Arkansas Black Semi-Dwarf	☀	12-15'	12-15'	October 1-15	crimson-black	firm, crisp, tart flavor	requires a second variety
Empire Semi-Dwarf	☀	12-15'	12-15'	Sept 20-30	red/yellow	moderately tart	requires a second variety
Gala Semi-Dwarf	☀	12-15'	12-15'	Sept 1-15	red blush	firm, crisp texture, sweet flavor	requires a second variety
Golden Delicious Semi-Dwarf	☀	12-15'	12-15'	Sept 25-Oct 5	golden-yellow	crisp texture, sweet flavor	requires a second variety
Granny Smith Semi-Dwarf	☀	12-15'	12-15'	Nov 1-15	shiny green	tart flavor	requires a second variety
Honeycrisp Semi-Dwarf	☀	12-15'	12-15'	Sept 15-30	red/yellow	very crisp texture, sweet & juicy	requires a second variety
Kinderkrisp Semi-Dwarf	☀	12-15'	12-15'	August 15-30	red/yellow	crisp, juicy, sweet flavor	requires a second variety
McIntosh Semi-Dwarf	☀	12-15'	12-15'	Sept 15-30	cherry red/yellow	firm flesh, tart flavor	requires a second variety
Red Delicious Semi-Dwarf	☀	12-15'	12-15'	October 1-15	bright red	crisp flesh, sweet flavor	requires a second variety
Red Fuji Semi-Dwarf	☀	12-15'	12-15'	Nov 1-10	pinkish-red	firm, crunchy, sweet to tart flavor	requires a second variety
Red Prairie Spy Semi-Dwarf	☀	12-15'	12-15'	October 1-15	red	firm flesh, tart flavor	requires a second variety
Zestar Semi-Dwarf	☀	12-15'	12-15'	August 15-30	red	crisp with sweet to tart flavor	requires a second variety
<b>APPLE</b> , Espalier	☀	prune to maintain		Combination of several different varieties in a unique, compact shape			self-pollinating
<b>APRICOT</b> , Moongold Semi-Dwarf	☀	15-20'	15-20'	July 15-30	orange	yellow-orange flesh w/sweet flavor	requires a second variety
Pioneer Semi-Dwarf	☀	12-15'	12-15'	July 1-15	yellow-orange	orange flesh with mild sweet flavor	better with second variety
Sungold Semi-Dwarf	☀	15-20'	15-20'	August 1-15	golden-orange	golden flesh w/sweet flavor; freestone	requires a second variety
Tilton Dwarf	☀	8-10'	8-10'	July 1-15	orange w/red	golden flesh w/sweet-tart flavor	requires a second variety
<b>CHERRY</b> , Black Tartarian Semi-Dwarf	☀	12-15'	10-12'	July 1-15	purplish-black	tender flesh with sweet flavor	requires a second variety
Evans Bali Semi-Dwarf	☀	12-15'	10-12'	July 15-30	dark red	semi-firm flesh w/sweet-tart flavor	self-pollinating
Lapin Semi-Dwarf	☀	12-15'	10-12'	July 15-30	deep purple	large; light red flesh w/sweet flavor	self-pollinating
Rainier Semi-Dwarf	☀	12-15'	10-12'	July 1-15	golden yellow	yellow flesh with sweet flavor	requires a second variety
Sweet Cherry Pie Semi-Dwarf	☀	12-15'	12-15'	June 20-July 5	bright red	tender yellow flesh w/sweet flavor	self-pollinating
<b>MULBERRY</b> , Black, Dwarf Fruiting	☀	6-8'	6-8'	June-Aug	black	medium sized fruit w/sweet flavor	self-pollinating
Weeping - Fruiting	☀	10-12'	12-15'	July-Aug	reddish-black	reddish-black fruit w/sweet flavor	self-pollinating
<b>NECTARINE</b> , Fantasia Dwarf	☀	8-10'	8-10'	Aug 15-Sept 10	red w/yellow blush	firm yellow flesh w/sweet flavor	self-pollinating
Mericrest Dwarf	☀	8-10'	8-10'	August 10-25	bright red	tangy bright yellow flesh	requires a second variety
<b>PEACH</b> , Contender Dwarf	☀	10-12'	10-12'	August 15-30	red w/yellow blush	sweet yellow flesh; freestone	self-pollinating
Elberta Semi-Dwarf	☀	12-15'	12-15'	Aug 25-Sept 10	yellow w/red blush	sweet yellow flesh; freestone	self-pollinating
July Elberta Dwarf	☀	10-12'	10-12'	July 25-Aug 10	bright red over yellow	sweet yellow flesh; freestone	self-pollinating
Redhaven Dwarf	☀	10-12'	10-12'	August 1-15	yellow w/red blush	sweet yellow flesh; freestone	self-pollinating
Reliance Dwarf	☀	10-12'	10-12'	August 1-15	yellow w/red blush	sweet yellow flesh; freestone	self-pollinating
<b>PEAR</b> , Asian, Chojuro Dwarf	☀	12-15'	10-12'	Aug 25-Sept 10	golden brown	crisp, sweet flavor	requires a second variety
Asian, Shinko Dwarf	☀	12-15'	10-12'	Aug 25-Sept 10	golden brown	crisp, sweet flavor	requires a second variety
Asian, Tawara Semi-Dwarf	☀	12-15'	10-12'	Aug 25-Sept 10	light brown	large, crisp, sweet	requires a second variety
Anjou Semi-Dwarf	☀	12-15'	10-12'	Aug 15-Aug 30	green w/yellow blush	large, firm sweet	requires a second variety
Bartlett Semi-Dwarf	☀	12-15'	10-12'	Aug 25-Sept 10	yellow	medium-large, firm, sweet	requires a second variety
Bosc Semi-Dwarf	☀	12-15'	10-12'	October 1-15	russet brown	medium-large, tender, smooth	requires a second variety
Comice Semi-Dwarf	☀	12-15'	10-12'	August 15-30	yellow w/ red blush	tender flesh with sweet flavor	requires a second variety
Red Bartlett Semi-Dwarf	☀	12-15'	10-12'	Sept 15-30	bright to deep red	large, golden-white; sweet	requires a second variety
Summercrisp Semi-Dwarf	☀	12-15'	10-12'	August 10-25	green w/red blush	crisp flesh with sweet flavor	requires a second variety
<b>PEAR</b> , Espalier	☀	prune to maintain		Combination of several different varieties in a unique, compact shape			self-pollinating
<b>PLUM</b> , Italian Prune Dwarf	☀	8-10'	8-10'	Aug 25-Sept 10	dark blue	firm yellow flesh, sweet; freestone	self-pollinating
Stanley Prune Dwarf	☀	8-10'	8-10'	Aug 25-Sept 10	dark blue	firm yellow flesh, sweet; freestone	self-pollinating

## fruit tree pollination basics

Fruit tree pollination is the process by which pollen from the male flower parts are transferred to the female parts by pollinating insects, thus resulting in seed and fruit development. Weather plays a vital role during the flowering period. Frost/freeze events, prolonged rains or high winds can reduce pollination success and therefore quantity of fruit. Bee activity is critical, so having other inviting spring blooming plants nearby will increase your chances of successful pollination.

Selected tree varieties are able to produce fruit on their own, hence the term **SELF-POLLINATING**. Most **Apricot**, **Tart Cherry**, **Nectarine**, **Peach** and **European Plum** fall into this category. However, heavier crops will occur if a different variety of that type is available to cross-pollinate with.

The remaining tree varieties, including **Apple**, **Pear**, **Sweet Cherry** and **Japanese Plum** require a **SECOND VARIETY** of the same tree type to properly cross-pollinate with. Please note that 2 trees of the same variety will not pollinate each other. Locate cross-pollinating varieties within 50' of one another to help insure bee activity and pollen exchange between the trees.





# Small Fruits

Plant Name		Height	Spread	Harvest Time	Fruit Color	Fruit	Pollinator
<b>ARONIA BERRY</b> , Black, Aron	☀️	5-6'	5-6'	Sept-Oct	wine black	astringent; similar to very dry red wine	self-pollinating
Black, Viking	☀️	4-5'	4-5'	September	lustrous black	astringent; similar to very dry red wine	self-pollinating
<b>BLACKBERRY</b> , Baby Cakes	☀️	3-4'	3-4'	Aug-Sept	black	medium, sweet flavor; thornless	self-pollinating
Triple Crown	☀️	4-5'	4-5'	July	black	large, sweet flavor; thornless	self-pollinating
<b>BLUEBERRY</b> , Bluecrop	☀️	3-4'	3-4'	early-mid July	blue	large with sweet flavor	more fruit w/second variety
Bluejay	☀️	6-8'	6-8'	late July-early Aug	blue	medium with sweet flavor	more fruit w/second variety
Blueray	☀️	5-6'	5-6'	late July-early Aug	blue	large with sweet flavor	more fruit w/second variety
Cabernet Splash	☀️	3-4'	4-5'	late July-early Aug	blue	medium with flavorful fruit	more fruit w/second variety
Duke	☀️	5-6'	5-6'	early-mid July	light blue	large with sweet flavor	more fruit w/second variety
Jelly Bean	☀️	1-2'	1-2'	mid-late July	blue	large with sweet flavor	more fruit w/second variety
Jersey	☀️	5-6'	5-6'	late July-mid Aug	dark blue	sweet flavor	more fruit w/second variety
North Country	☀️	2-3'	3-4'	mid July-early Aug	sky blue	small with sweet flavor	more fruit w/second variety
Northland	☀️	4-5'	4-5'	mid-late July	dark blue	sweet wild berry flavor	more fruit w/second variety
Patriot	☀️	5-6'	5-6'	early-mid July	light blue	very large, tangy; sweet flavor	more fruit w/second variety
Peach Sorbet	☀️	1-2'	2-3'	mid-late July	blue	medium with sweet flavor	more fruit w/second variety
Perpetua	☀️	4-5'	3-4'	mid summer	blue	sweet flavor; repeat fruiting in fall	more fruit w/second variety
Pink Icing	☀️	2-3'	3-4'	early-mid July	blue	large with sweet flavor	more fruit w/second variety
<b>CURRENT</b> , Red Lake	☀️	5-6'	5-6'	July-August	red	tart flavor	self-pollinating
<b>ELDERBERRY</b> , Adams	☀️	8-10'	8-10'	Aug-Sept	bluish-black	clusters of fruit rich in vitamin C	more fruit w/second variety
York	☀️	8-10'	8-10'	Aug-Sept	purplish-black	clusters of fruit rich in vitamin C	more fruit w/second variety
<b>GOJIBERRY</b> , Dynamite	☀️	6-8'	5-6'	July-Sept	red	sweet fruit packed w/vitamins	self-pollinating
Firecracker	☀️	6-8'	5-6'	July-Sept	red	sweet fruit packed w/vitamins	self-pollinating
<b>GOOSEBERRY</b> , Hinnomaki Red	☀️	5-6'	5-6'	August	red	large fruits with excellent flavor	self-pollinating
Little Ben	☀️	3-4'	3-4'	July-August	red	large fruits with sweet flavor	self-pollinating
<b>GRAPE</b> , Canadice Seedless	☀️	depends on training		late Aug-early Sept	red	seedless, sweet flavor	self-pollinating
Concord Seedless	☀️	depends on training		mid-late Sept	blue-black	seedless, sweet flavor	self-pollinating
Himrod Seedless	☀️	depends on training		late Aug-early Sept	golden-yellow	seedless, sweet flavor	self-pollinating
Reliance Seedless	☀️	depends on training		late Aug-early Sept	red	seedless, sweet flavor	self-pollinating
Somerset Seedless	☀️	depends on training		Aug-September	deep red	seedless, sweet flavor	self-pollinating
<b>HONEYBERRY</b> , Yezberry Maxie	☀️	5-6'	5-6'	June-July	blue	large oval fruit w/sweet flavor	requires a second variety
Yezberry Solo	☀️	5-6'	5-6'	June-July	blue	large oval fruit w/sweet flavor	requires a second variety
<b>JOSTABERRY</b>	☀️	4-5'	3-4'	July	jet black	sweet to tart flavor	self-pollinating
<b>KIWI VINE</b> , Anna Combo	☀️	10-12'	-	Sept-Oct	green	fruity w/hint of pineapple	self-pollinating
Issai	☀️	12-15'	-	September	green	smooth-skinned, sweet flavor	self-pollinating
Ken's Red Combo	☀️	10-12'	-	September	reddish-purple	reddish-purple flesh; sweet flavor	self-pollinating
<b>RASPBERRY</b> , Boyne	☀️	4-5'	2-3'	July	deep red	medium with rich sweet flavor	self-pollinating
Caroline	☀️	4-5'	2-3'	August-frost	red	large with sweet flavor	self-pollinating
Fallgold	☀️	3-4'	2-3'	July and Sept	yellow	large, sweet; produces twice	self-pollinating
Glencoe	☀️	3-4'	2-3'	July	reddish-purple	intense flavor	self-pollinating
Heritage	☀️	3-4'	3-4'	July-Frost	red	large with sweet flavor	self-pollinating
Latham	☀️	4-5'	2-3'	July	red	large with sweet flavor	self-pollinating
Nova Red	☀️	4-5'	2-3'	July	red	medium with sweet flavor	self-pollinating
Raspberry Shortcake	☀️	2-3'	2-3'	July	red	large with very sweet flavor	self-pollinating
<b>SASKATOON</b> , Regent	☀️	5-6'	5-6'	June	purple-black	large with sweet flavor	self-pollinating
Smokey	☀️	8-10'	6-8'	June	purple	large with sweet flavor	self-pollinating

## fruit tree pollination basics (continued)

### • APPLE - Requires a second variety

These varieties have a wide range of bloom times. Compatible cross pollinators should bloom at about the same time, so select from the same or adjoining groups; an early and late variety together will not bloom together, but an early+mid or mid+late combination should be successful.

*Some Apple varieties may be listed twice due to range of bloom:*

- **EARLY:** Empire, Ginger Gold, McIntosh, Zestar
- **MID:** Gala, Golden Delicious, Honeycrisp, Kinderkrisp, Liberty, McIntosh, Red Delicious, Red Fuji
- **LATE:** Arkansas Black, Golden Delicious, Granny Smith, Red Prairie Spy

Flowering Crab varieties can provide pollen as well.

**EARLY/MID:** Sparkling Sprite • **MID:** Coralburst, Prairifire, Royal Raindrops, Starlight • **MID/LATE:** Gladiator, Lollipop

### • APRICOT - Most Varieties Self-Pollinating

Moongold & Sungold require a second variety, preferably each other.

### • CHERRY (SWEET) - Requires a second variety (Sweet only)

Bing Blackyork, Blackgold, Black Tartarian, Lapin, Rainier, Regina, Rynbrandt, Sweet Cherry Pie, Whitegold

### • CHERRY (TART) - Self-Pollinating Evans Bali, Montmorency

### • MULBERRY - Self-Pollinating

### • NECTARINE - Self-Pollinating

### • PEACH - Self-Pollinating

### • PEAR - Requires a second variety

Asian Pears can be pollinated by a different Asian Pear, or also by Bartlett or Bosc. Other Pear varieties are fully compatible.

### • PLUM (EUROPEAN) - Self-Pollinating Italian Prune, Stanley Prune

### • PLUM (JAPANESE) - Requires a second variety (Japanese only)

Red Ace, Santa Rosa, Shiro



# Plant Finder

## A

Plant Name:	Page Number:
Abelia	18
Abies (Fir)	28
Acanthus (Bear's Breech)	12
Acer (Maple)	31,33
Achillea (Yarrow)	17
Actaea (Cimicifuga)	4
Actinidia (Kiwi)	35
Adiantum (Fern)	5
Aesculus (Buckeye)	19
African Lily	12
Agapanthus (African Lily)	12
Agastache	12
Ajuga	8
Alcea (Hollyhock)	15
Alchemilla (Lady's Mantle)	15
Allium	12
Almond Flowering	18
Althea, Shrub	18
Althea, Tree	30
Alum Root (Coral Bells)	4
Amelanchier	18,30
Amelanchier (Saskatoon)	35
Ampelopsis (Porcelain Berry Vine)	7
Amsonia (Blue Star)	12
Andropogon (Big Bluestem Grass)	11
Anemone	12
Annise Hyssop (Agastache)	12
Apple	34
Apricot	34
Aquilegia (Columbine)	13
Aralia	4
Arborvitae	27-29
Arctostaphylos (Bearberry)	8
Arenaria (Sandwort)	17
Aristolochia (Dutchman's Pipe)	7
Armeria	12
Aronia	18
Aronia Berry	35
Artemisia	12
Aruncus (Goat's Beard)	5
Asclepias (Butterfly Flower or Milkweed)	15
Asiatic Lilies (Lilies)	9
Asplenium (Fern)	5
Aster, Perennial	12
Astilbe	4
Athyrium (Fern)	5
Avens (Geum)	14
Azalea	18,26

## B

Baby's Breath	12
Bachelor Button	12
Baldcypress	29
Balloon Flower	12
Bamboo	11
Baptisia	12
Barberry	18
Barren Strawberry	8
Barrenwort	4
Bayberry	18
Bearberry	8
Beardtongue (Penstemon)	15
Bear's Breech	12
Beautyberry	18
Bee Balm	12
Beech	33
Bellflower	12
Berberis (Barberry)	18
Bergamot (Bee Balm)	12
Bergenia	4
Bethlehem Sage (Pulmonaria)	5
Betony	12
Betula (Birch)	30,33

## B (con't)

Plant Name:	Page Number:
Big Bluestem Grass	11
Birch	30,33
Black Cohosh (Cimicifuga)	4
Black Eyed Susan (Rudbeckia)	17
Black Gum	33
Black Mondo Grass	11
Blackberry	35
Blanket Flower (Gaillardia)	14
Blazing Star (Liatris)	15
Bleeding Heart	4
Blood Grass	11
Blue Clips (Bellflower)	12
Blue False Indigo (Baptisia)	12
Blue Fescue Grass	11
Blue Star	12
Blue Star Creeper	8
Bluebeard	19
Blueberry	35
Blue-Eyed Grass	12
Boxwood	26
Brass Buttons	8
Broom	19
Brunnera	4
Buckeye	19
Buckthorn	19
Buddleia (Butterfly Bush)	19
Bugbane (Cimicifuga)	4
Bugleweed (Ajuga)	8
Burning Bush, Shrub	19
Burning Bush, Tree	30
Butterfly Bush	19
Butterfly Flower (Milkweed)	15
Butterfly Weed (Milkweed)	15
Buxus (Boxwood)	26

## C

Calamagrostis (Feather Reed Grass)	11
Calamint	12
Calamintha (Calamint)	12
Callicarpa (Beautyberry)	18
Calycanthus (Sweetshrub)	22
Campanula (Bellflower)	12
Campion (Lychnis)	15
Campsis (Trumpet Vine)	7
Candytuft	12
Caragana (Peashrub)	31
Carex (Sedge)	11
Carpet Phlox (Phlox, Creeping)	8
Carpinus (Hornbeam)	33
Caryopteris (Bluebeard)	19
Catalpa	33
Catananche (Cupid's Dart)	13
Catchfly (Lychnis)	15
Catmint	12
Cedar, White (Arborvitae)	27-29
Centaurea (Bachelor Button)	12
Centranthus (Jupiter's Beard)	15
Cerastium (Snow in Summer)	17
Ceratostigma (Plumbago)	8
Cercidiphyllum (Katsuratree)	33
Cercis (Redbud)	31
Chaenomeles (Quince)	21
Chamaecyparis (Cypress)	27,29
Chameleon Plant (Houttuynia)	8
Cheddar Pinks (Dianthus)	14
Cheilanthes (Fern)	5
Chelone (Turtlehead)	5
Cherry, Flowering	30
Cherry, Fruiting	34
Chionanthus (Fringetree)	30
Christmas Rose (Helleborus)	5
Chrysogonum	8
Cimicifuga	4

## C (con't)

Plant Name:	Page Number:
Cinquefoil (Potentilla)	21
Clematis	7
Clethra	19
Clover	8
Columbine	13
Coneflower	13
Convallaria (Lily of the Valley)	8
Coral Bells	4
Coreopsis	13
Cornus (Dogwood)	19,30
Corsican Pearlwort (Moss)	8
Corydalis	4
Cotinus (Smoketree)	22
Cotoneaster	19
Cottage Pinks (Dianthus)	14
Crab	30
Cranesbill (Geranium)	14
Creeping Phlox (Phlox)	8
Crocsmia	13
Cupid's Dart	13
Currant, Fruit	35
Currant, Shrub	19
Cushion Spurge	17
Cymbalaria (Toadflax)	9
Cypress	27,29
Cypress Siberian	27
Cytisus (Broom)	19

## D

Daisy	13
Dawn Redwood	29
Daylily	10
Dead Nettle (Lamium)	8
Delosperma (Ice Plant)	8
Delphinium	13
Desert Candle (Yucca)	17
Deutzia	19
Dianthus	14
Dicentra (Bleeding Heart)	4
Diervilla	19
Digitalis (Foxglove)	14
Disporum (Fairy Bells)	4
Dogwood	19,30
Doronicum (Leopard's Bane)	15
Dragon Flower (Obedient Plant)	15
Dryopteris (Fern)	5
Dutchman's Pipe	7

## E

Echinacea (Coneflower)	13
Elder	19
Elderberry	35
English Ivy (Ivy)	8
Epimedium (Barrenwort)	4
Eragrostis (Purple Love Grass)	11
Erianthus (Ravenna Grass)	11
Eryngium (Sea Holly)	17
Euonymus	26
Euonymus (Burning Bush)	19,30
Eupatorium (Joe Pye)	15
Euphorbia (Spurge)	17
Evening Primrose	14

## F

Fagus (Beech)	33
Fairy Bells	4
False Indigo (Baptisia)	12
False Spirea (Astilbe)	4
False Sunflower (Sunflower)	17
Fargesia (Bamboo)	11
Feather Flower (Astilbe)	4
Feather Reed Grass	11
Fern	5

F (con't)	Plant Name:	Page Number:
	<b>Festuca (Blue Fescue Grass)</b>	11
	<b>Fiesta Daisy (Gaillardia)</b>	14
	<b>Fir</b>	28
	<b>Flame Grass (Maiden Grass)</b>	11
	<b>Foamy Bells (Heucherella)</b>	5
	<b>Forsythia</b>	19
	<b>Fothergilla</b>	19
	<b>Fountain Grass</b>	11
	<b>Foxglove</b>	14
	<b>Fragaria (Strawberry)</b>	17
	<b>Franklin Tree</b>	30
	<b>Fringetree</b>	30

G		
	<b>Gaillardia</b>	14
	<b>Galium (Sweet Woodruff)</b>	9
	<b>Gaura</b>	14
	<b>Gayfeather (Liatris)</b>	15
	<b>Geranium, Perennial</b>	14
	<b>Geum</b>	14
	<b>Ginkgo</b>	33
	<b>Gleditsia (Honeylocust)</b>	33
	<b>Goat's Beard</b>	5
	<b>Gojiberry</b>	35
	<b>Goldenrain Tree</b>	30
	<b>Goldenrod</b>	14
	<b>Gooseberry</b>	35
	<b>Grapes</b>	35
	<b>Grass, Perennial</b>	11
	<b>Gypsophila (Baby's Breath)</b>	12

H		
	<b>Hakonechloa</b>	11
	<b>Hamamelis (Witchhazel)</b>	31
	<b>Hardy Pampas Grass (Ravenna Grass)</b>	11
	<b>Harebell (Bellflower)</b>	12
	<b>Hedera helix (Ivy)</b>	8
	<b>Heliopsis (Sunflower)</b>	17
	<b>Helleborus</b>	5
	<b>Hemerocallis (Daylily)</b>	10
	<b>Hemlock, Canadian</b>	28
	<b>Hens &amp; Chicks</b>	8
	<b>Heptacodium</b>	30
	<b>Herniaria (Rupturewort)</b>	8
	<b>Heuchera (Coral Bells)</b>	4
	<b>Heucherella</b>	5
	<b>Hibiscus (Althea)</b>	18,30
	<b>Hibiscus, Perennial</b>	14
	<b>Holly</b>	26
	<b>Holly, Winterberry</b>	19
	<b>Hollyhock</b>	15
	<b>Honeyberry</b>	35
	<b>Honeylocust</b>	33
	<b>Honeysuckle, Vine</b>	7
	<b>Hornbeam</b>	33
	<b>Horsemint (Bee Balm)</b>	12
	<b>Hosta</b>	6
	<b>Houttuynia</b>	8
	<b>Hydrangea, Climbing</b>	7
	<b>Hydrangea, Shrub</b>	20
	<b>Hydrangea, Tree</b>	30
	<b>Hypericum</b>	21

I		
	<b>Iberis (Candytuft)</b>	12
	<b>Ice Plant</b>	8
	<b>Ilex (Holly)</b>	19,26
	<b>Imperata (Blood Grass)</b>	11
	<b>Iris</b>	8,15
	<b>Isotoma (Blue Star Creeper)</b>	8
	<b>Itea (Sweetspire)</b>	22
	<b>Ivy, Boston</b>	7
	<b>Ivy, English</b>	8

J	Plant Name:	Page Number:
	<b>Jacob's Ladder</b>	5
	<b>Japanese Maple (Maple)</b>	31
	<b>Japanese Spurge (Pachysandra)</b>	8
	<b>Joe Pye</b>	15
	<b>Jostaberry</b>	35
	<b>Juneberry (Amelanchier)</b>	18,30
	<b>Juniper</b>	27-29
	<b>Juniperus (Juniper)</b>	27-29
	<b>Jupiter's Beard</b>	15

K		
	<b>Katsuratree</b>	33
	<b>Kerria, Japanese</b>	21
	<b>Kiwi</b>	35
	<b>Kniphofia (Poker Plant)</b>	16
	<b>Koelreuteria (Goldenrain Tree)</b>	30

L		
	<b>Lady's Mantle</b>	15
	<b>Lamb's Ear</b>	15
	<b>Lamium</b>	8
	<b>Larch</b>	29
	<b>Larix decidua (Larch)</b>	29
	<b>Larkspur (Delphinium)</b>	13
	<b>Lavandula (Lavender)</b>	15
	<b>Lavender</b>	15
	<b>Leadwort (Plumbago)</b>	8
	<b>Lenten Rose (Helleborus)</b>	5
	<b>Leopard's Bane</b>	15
	<b>Leptinella (Brass Buttons)</b>	8
	<b>Leucanthemum (Daisy)</b>	13
	<b>Liatris</b>	15
	<b>Ligularia</b>	5
	<b>Ligustrum (Privet)</b>	21
	<b>Lilac</b>	21,30
	<b>Lilies</b>	9
	<b>Lily of the Valley</b>	8
	<b>Lily of the Valley (Pieris)</b>	26
	<b>Lilyturf (Liriope)</b>	8
	<b>Linden</b>	33
	<b>Liquidambar (Sweetgum)</b>	33
	<b>Liriodendron (Tuliptree)</b>	33
	<b>Liriope</b>	8
	<b>Little Bluestem Grass</b>	11
	<b>Live Forever (Sedum)</b>	17
	<b>Lonicera (Honeyberry)</b>	35
	<b>Lonicera (Honeysuckle)</b>	7
	<b>Lungwort (Pulmonaria)</b>	5
	<b>Lupine</b>	15
	<b>Lychnis</b>	15
	<b>Lycium (Gojiberry)</b>	35

M		
	<b>Magnolia</b>	31
	<b>Maiden Grass</b>	11
	<b>Maiden Pinks (Dianthus)</b>	14
	<b>Maidenhair Tree (Ginkgo)</b>	33
	<b>Maltese Cross (Lychnis)</b>	15
	<b>Malus (Apple or Crab)</b>	30,34
	<b>Maple</b>	31,33
	<b>Matteuccia (Fern)</b>	5
	<b>Mazus</b>	8
	<b>Meadow Sage (Salvia)</b>	17
	<b>Mertensia (Virginia Bluebells)</b>	5
	<b>Metasequoia (Dawn Redwood)</b>	29
	<b>Michaelmas Daisy (Aster)</b>	12
	<b>Microbiota (Cypress Siberian)</b>	27
	<b>Milkweed</b>	15
	<b>Miscanthus (Maiden Grass)</b>	11
	<b>Missouri Primrose (Evening Primrose)</b>	14
	<b>Mist Flower (Joe Pye)</b>	15
	<b>Mockorange</b>	21
	<b>Monarda (Bee Balm)</b>	12

M (con't)	Plant Name:	Page Number:
	<b>Mondo Grass (Black Mondo Grass)</b>	11
	<b>Montauk Daisy (Daisy)</b>	13
	<b>Montbretia (Crocosmia)</b>	13
	<b>Morus (Mulberry)</b>	31,34
	<b>Moss</b>	8
	<b>Mountain Ash</b>	31
	<b>Mulberry</b>	31,34
	<b>Myrica (Bayberry)</b>	18
	<b>Myrtle</b>	8

N		
	<b>Nectarine</b>	34
	<b>Nepeta (Catmint)</b>	12
	<b>Ninebark</b>	21
	<b>Nipponanthemum (Montauk Daisy)</b>	13
	<b>Nyssa (Black Gum)</b>	33

O		
	<b>Oak</b>	33
	<b>Obedient Plant</b>	15
	<b>Oenothera (Evening Primrose)</b>	14
	<b>Ophiopogon (Black Mondo Grass)</b>	11
	<b>Oregano</b>	15
	<b>Oriental Lilies (Lilies)</b>	9
	<b>Origanum (Oregano)</b>	15
	<b>Ornamental Onion (Allium)</b>	12
	<b>Osmunda (Fern)</b>	5
	<b>Oxalis (Shamrock)</b>	5

P		
	<b>Pachysandra</b>	8
	<b>Pampas Grass (Ravenna Grass)</b>	11
	<b>Panicum (Switch Grass)</b>	11
	<b>Papaver (Poppy)</b>	16
	<b>Parthenocissus (Ivy)</b>	7
	<b>Peach, Flowering</b>	31
	<b>Peach, Fruiting</b>	34
	<b>Pear, Flowering</b>	33
	<b>Pear, Fruiting</b>	34
	<b>Pearlwort (Irish Moss)</b>	8
	<b>Peashrub</b>	31
	<b>Pennisetum (Fountain Grass)</b>	11
	<b>Penstemon</b>	15
	<b>Peony</b>	16
	<b>Periwinkle (Myrtle)</b>	8
	<b>Perovskia (Russian Sage)</b>	17
	<b>Philadelphus (Mockorange)</b>	21
	<b>Phlox, Creeping</b>	8
	<b>Phlox, Garden</b>	16
	<b>Physocarpus (Ninebark)</b>	21
	<b>Physostegia (Obedient Plant)</b>	15
	<b>Picea (Spruce)</b>	27-29
	<b>Pieris</b>	26
	<b>Pig Squeak (Bergenia)</b>	4
	<b>Pincushion</b>	16
	<b>Pine</b>	27-29
	<b>Pinks (Dianthus)</b>	14
	<b>Pinus (Pine)</b>	27-29
	<b>Planetree</b>	33
	<b>Plantain Lily (Hosta)</b>	6
	<b>Platanus (Planetree)</b>	33
	<b>Platycodon (Balloon Flower)</b>	12
	<b>Plum, Flowering</b>	21,31
	<b>Plum, Fruiting</b>	34
	<b>Plumbago</b>	8
	<b>Poker Plant</b>	16
	<b>Polemonium (Jacob's Ladder)</b>	5
	<b>Polygonatum (Solomon's Seal)</b>	5
	<b>Polygonum (Silver Lace Vine)</b>	7
	<b>Poppy</b>	16
	<b>Porcelain Berry Vine</b>	7
	<b>Potentilla</b>	21
	<b>Privet</b>	21

<b>P</b> (con't)	Plant Name:	Page Number:
Prunus (Almond)		18
Prunus (Apricot, Cherry, Nectarine, Peach, Plum)		21,30,31,34
Pulmonaria		5
Purple Coneflower		13
Purple Love Grass		11
Purple Sand Cherry (Plum, Cistena)		21
Pyrus (Pear)		33,34

<b>Q</b>		
Quercus (Oak)		33
Quince		21

<b>R</b>		
Raspberry		35
Ravenna Grass		11
Red Hot Poker (Poker Plant)		16
Redbud		31
Rhamnus (Buckthorn)		19
Rheum (Rhubarb)		16
Rhododendron		26
Rhododendron (Azalea)		18,26
Rhubarb		16
Rhus (Sumac)		22
Ribes (Currant, Gooseberry, Jostaberry)		19,35
River Birch (Birch)		30,33
Rosa (Rose)		23-25
Rose Mallow (Hibiscus)		14
Rose of Sharon (Althea)		18,30
Roses		23-25
Rubus (Blackberry or Raspberry)		35
Rudbeckia		17
Rupturewort		8
Russian Sage		17

<b>S</b>		
Sagina (Moss)		8
Salix (Willow)		22,31,33
Salvia, Perennial		17
Sambucus (Elder, Elderberry)		19,35
Sandwort		17
Saskatoon		35
Scabiosa (Pincushion)		16
Schizachyrium (Little Bluestem Grass)		11
Sea Holly		17
Sea Pink (Armeria)		12
Sedge		11
Sedum (upright)		17
Sedum, Ground Cover		9
Sempervivum (Hens and Chicks)		8
Serviceberry (Amelanchier)		18,30
Seven Son Flower (Heptacodium)		30
Shadblow (Amelanchier)		30
Shamrock		5
Shasta Daisy (Daisy)		13
Siberian Bugloss (Brunnera)		4
Siberian Iris		15
Silver Lace Vine		7
Silvermound (Artemisia)		12
Sisyrinchium (Blue-Eyed Grass)		12
Smoketree		22
Snakeroot (Cimicifuga)		4
Snow in Summer		17
Snowball Bush (Viburnum or Hydrangea)		20,22,30
Snowberry		22
Solidago (Goldenrod)		14
Solomon's Seal		5
Sorbus (Mountain Ash)		31
Speedwell (Veronica)		17
Spiderwort		5
Spigelia (Wildflower Little Redhead)		17
Spirea		22
Spruce		27-29
Spurge		17
St. Johnswort (Hypericum)		21

<b>S</b> (con't)	Plant Name:	Page Number:
Stachys (Betony or Lamb's Ear)		12,15
Stokes' Aster		17
Stokesia (Stokes' Aster)		17
Stonecrop (Sedum-upright)		17
Strawberry, Ornamental		17
Stylophorum (Wood Poppy)		5
Sumac		22
Summersweet (Clethra)		19
Sundrop (Evening Primrose)		14
Sunflower		17
Sweet William (Dianthus)		14
Sweet Woodruff		9
Sweetgum		33
Sweetshrub		22
Sweetspire		22
Switch Grass		11
Symphoricarpos (Snowberry)		22
Syringa (Lilac)		21,30

<b>T</b>		
Taxodium (Baldcypress)		29
Taxus (Yew)		27,28
Thelypteris (Fern)		5
Thrift (Armeria)		12
Thuja (Arborvitae)		27-29
Thyme		9
Tickseed (Coreopsis)		13
Tigerlily (Daylily or Lily)		9,10
Tilia (Linden)		33
Toad Lily		5
Toadflax		9
Torch Lily (Poker Plant)		16
Tradescantia (Spiderwort)		5
Tricyrtis (Toad Lily)		5
Trifolium (Clover)		8
Tritoma (Poker Plant)		16
Trumpet Vine		7
Tsuga (Hemlock)		28
Tuliptree		33
Turtlehead		5

<b>V</b>		
Vaccinium (Blueberry)		35
Valerian (Jupiter's Beard)		15
Veronica		17
Viburnum		22
Vinca (Myrtle)		8
Viola		5
Virgin's Bower (Clematis)		7
Virginia Bluebells		5
Vitis (Grape)		35

<b>W</b>		
Waldsteinia (Barren Strawberry)		8
Wand Flower (Gaura)		14
Weigela		22
White Cedar (Arborvitae)		27-29
White Clips (Bellflower)		12
Wild Indigo (Baptisia)		12
Wildflower, Little Redhead		17
Willow		22,31,33
Windflower (Anemone)		12
Wisteria, Tree		31
Wisteria, Vine		7
Witchhazel		31
Wood Poppy		5

<b>Y</b>		
Yarrow		17
Yew		27,28
Yucca		17

<b>Z</b>		
Zelkova		33

# NOTES:

# Choosing the Right Tree for Your Landscape

*A properly selected tree can add beauty and value to your landscape. By choosing a tree that is ideal for your yard you can avoid undesired and sometimes costly ramifications down the road. Consider some of the following points.*

**Mature Height and Spread** - Choose a tree that at full maturity will fit in the area that you are planting in. For example, if planting under utility lines choose a tree with a mature height of 25' or less.

**Form and Shape** - Consider what you want the overall function of the tree to be. A columnar tree is ideal for small areas or where taller screening is desired. Round or vase-shaped trees provide the most overhead coverage and are ideal for providing shade.

**Sun, Soil and Moisture Requirements** - Plan ahead and check your soil moisture content and how many hours of sunlight the area receives before selecting a tree. Then choose a tree that matches the same requirements to insure success in the decades ahead.

**Growth Rate** - Fast growing trees will continue to grow fast, so make sure the area where you are planting is large enough for the tree to grow.

**Seeds and Fruit** - Trees with fruit or seeds provide food for wildlife, however planted near a busy sidewalk or driveway can be messy. Try planting the same tree in a low traffic area to receive the many benefits it has to offer without the added mess close to your front door.

## Protecting Your Plants

### Mulching Guidelines

*Decorative mulches add the finishing touch to any landscape by providing a consistent & colorful covering over the soil. Mulching materials are available in a wide variety of colors and textures to compliment your plants and surroundings.*



Improper mulching can cause damage to the bark of trees & shrubs. Avoid "mulch volcanoes" like the one pictured here. Mulch should not be allowed to smother the trunk or stems, which can lead to decay & death of the plant. As a general rule, keep mulch 3-6" away from the base of the plant.



Maintain a mulch area around your trees & shrubs to prevent damage by lawn mowers & string trimmers.

Mulch also helps to conserve moisture & prevent weed growth.



SCAN ME!

### Deer Browsing & Antler Rubs

*Here are a few options to protect deer susceptible plants from feeding. Scan the QR code for more information!*

- Netting or fencing
- Deer repellent products
- Plant deer resistant varieties in front of or around susceptible plants to act as a buffer



SCAN ME!



#### Antler Rubs

Antler rubs can occur between September and December on younger trees (<4" trunk diameter) or on shrubs with sturdy branching as small as 3/4" diameter. Damage most often includes scraped bark and broken branches, however, young trees may be completely snapped off by this rubbing action. Sturdy trunk guards or fencing barriers are the only way to protect your vulnerable plants during this time of year if male deer are present.

# It all begins with the soil...and more!


## Soils 101

All types of plants will grow better when given the proper soil conditions. Many landscapes in developed areas have had much of the nutrient rich topsoil removed prior to construction, only to have a fraction of it replaced upon completion. The remaining "soil" is often a compacted, poorly aerated and sterile place for plant roots to grow. Not surprisingly, the worst areas are often near the foundation, sidewalks and patios - the most common places where we want to locate plants.

The key to planting success is to make it easy for new plant roots to quickly expand into the surrounding soil so they can breathe, gather water and nutrients, plus firmly anchor the plant. Many plant problems begin as a result of struggling roots, so the more you can do for your soil early on, the more you'll be rewarded in the future.

Rarely does anyone have perfect soil, but even good soils will benefit from the addition of organic materials such as **Bordine's Complete Planting Mix**, **Sphagnum Peat** or **Bumper Crop Organic Soil Builder**. Thoroughly dig in or rototill these amendments to a minimum depth of at least 6-8" in the planting area. The more you amend the soil, the better, whether by hand or with a rototiller. As you work the ground, discard any debris or stubborn clumps to make room for the additional materials.

If your planting areas feel more like a concrete driveway rather than a garden, then you have a little more to do. Initially, you will want to break up the ground to a depth of 8-10" before incorporating the above mentioned organic materials. Adding **Pine Bark Mulch** or **Mini-Nuggets** along with those amendments will help to acidify the soil as well as create aeration as they break down.



View a complete  
copy of our *Planting  
Guide*, as well as  
warranty information



SCAN ME!

## Fertilizing

When installing most woody plants (trees, shrubs & evergreens), one of the most beneficial ways of feeding your plants begins with something that is not a fertilizer at all. Naturally occurring fungi called mycorrhizae are often missing from many landscape soils and should be added back in. Their presence helps to expand the root systems of the plants they colonize. This symbiotic relationship is beneficial to both as the fungi bring water and dissolved nutrients to the roots whereas the plant provides the fungi with the sugars they need to proliferate. **MYKE® Growth Enhancer** is a blend of mycorrhizae that can be applied to the root ball and backfill soil of new plantings. Using the recommended amount of **MYKE®**, cover the root system with the powder-like product and then place the additional product into the planting hole. \*\*\*Unfortunately, plants from the Ericaceae family (Azalea, Pieris, Rhododendron and Blueberry) are unable to interact with mycorrhizae, so no benefit occurs.

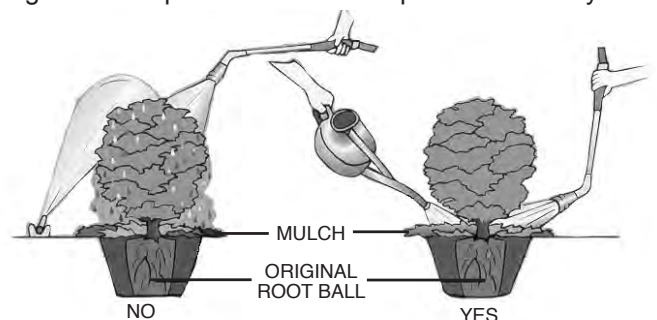
At planting time use a starter fertilizer like **Root & Grow Root Stimulator** to promote early root formation and stronger root development. In addition, you can also incorporate any of the slow-release Espoma fertilizers like **Holly-tone**, **Tree-tone**, **Plant-tone** or **Rose-tone** at planting time to provide additional nutrients for expanding roots.

## Mulching

Organic mulches add the finishing touch to your plantings by providing a consistent and colorful covering over the soil. In addition, mulch helps to protect roots from seasonal temperature extremes, lessen water loss from the soil, plus reduce erosion and weed growth. Over time, the gradual breakdown of mulch helps to replenish vital organic matter to the soil so that beneficial organisms may continue to thrive.

## Watering

There is no magic formula on how often and how much water to apply. Just keep in mind that temperatures, precipitation, winds, sun exposure and soil all affect the needs of your plants. Check the moisture content of the root ball and then water as needed for the first full season and beyond. When you water, be sure to target the root ball and apply enough water to penetrate the full depth of the root system.



**NO**  
Sprinklers or overhead watering may not provide enough moisture/water... as leaves shed the water outside of the root area.

**YES**  
Apply water directly to the root area with a hose or watering can.





☒ **Set your plants up for success with this check-list of Bordine recommended products!**

## Soil Amendments



### Bordine's Complete Planting Mix

A blend of Michigan composted pine bark, fresh pine bark, peat moss and perlite



### Sphagnum Peat

Medium brown in color, fibrous textured and acidic, which is best for use as a soil amendment



### Bumper Crop Organic Soil Builder

A premium soil builder for use around the garden, adding organic material & soil micro-organisms



### Pine Bark Mulch

Mix with most soils for acid-loving plants



### Pine Bark Mini-Nuggets

Good for acid-loving plants in heavier soil conditions



## Fertilizers



### Holly-tone

All Evergreen type plants & Blueberries



### Tree-tone

All Shade, Fruit & Flowering Trees



### Rose-tone

For more beautiful Roses



### Plant-tone

All-purpose for all flowers & perennials



### Soil Acidifier

Lowering soil pH, bluer Hydrangeas



### Bonide Root & Grow Root Stimulator & Plant Starter



Helps get flowers, trees & shrubs off to a strong start. Stimulates early root formation, stronger root development.

*Ask us about the 5 year warranty with MYKE®*



Receive a 5 year warranty on trees & shrubs purchased from us when you also purchase and use MYKE® tree & shrub transplanter (excludes the Ericaceae plant family like Rhododendrons and Blueberries)

MYKE® contains natural mycorrhizae which enhances root and shoot growth.

*\* In order for the MYKE® warranty to apply, plants and the recommended amount of MYKE® must be purchased on the same receipt.*



MYKE® Video

SCAN ME!

View a short video that explains more about how MYKE® works!

Visit us at [bordines.com](http://bordines.com) for more information!

**bordine's**

ROCHESTER HILLS  
1835 S. Rochester Rd.

GRAND BLANC  
9100 Torrey Rd.

CLARKSTON  
8600 Dixie Hwy.

BRIGHTON  
6347 Grand River Ave.