



**bordine's**

2021 plant guide










# Useful Tools





## Plant Guide

Our Bordine's Plant Guide will help you select from the wide variety of Perennials, Trees, Shrubs, Evergreens, Roses & Fruiting Plants that we offer. Shop early in the season for best selection. You can also download our Plant Guide online, at [bordines.com](http://bordines.com) if you would like to share it with family and friends.

### SYMBOL KEY

 = Sun	These plants need at least 8 hours of direct sunlight.	 = Butterfly	These plants attract butterflies.
 = Partial Shade	These plants need a minimum of 4 hours of direct sunlight and a maximum of 8 hours. Avoid hot afternoon sun.	 = Hummingbird	These plants attract hummingbirds.
 = Shade	These plants need less than 4 hours of direct sunlight. Avoid hot afternoon sun.	 = Fragrant	These plants have a fragrance.
		 = New	This plant is new for 2021!

### LOOK FOR THESE ADDITIONAL SYMBOLS ON OUR PLANT SIGNAGE

 = Deer	There are very few plants on which deer will not feed if other food sources are not available. However, these plants are ones that the deer are most likely to ignore.	 = Cut Flower	These plants make great cut flowers.
 = Wildlife	These plants provide food for wildlife.	 = Moisture	These plants tolerate moist soil.

## Online Plant Library

If you are looking for additional information and pictures of plants listed in this Plant Guide, please check out our online Plant Library at [bordines.com](http://bordines.com)




\*You can also search for Annuals which are not listed in this Plant Guide!

## Plant Care & Information Sheets

We offer a variety of plant selection and care sheets, available online at [bordines.com](http://bordines.com). If you have a smart phone, download a free 'QR scanner' app to enjoy tons of information right at your fingertips. These are some of our most popular selections, with more available throughout this guide.



SCAN ME!



SCAN ME!



SCAN ME!



SCAN ME!



SCAN ME!

always online at [bordines.com](http://bordines.com)



# perennials

Perennials are plants that grow and flower for three years or more. Most perennials are considered 'herbaceous': they die back to the ground each fall, but the roots remain alive to produce new foliage in the spring. A wide range of sizes, forms, colors and bloom times are available to suit your needs. With careful planning, a perennial garden can provide color from early spring to late fall. Most perennials are low maintenance. They require little more than basic care which includes

fertilizing, mulching and a general overall grooming from time to time.

Everything you need to plan, prepare and plant a lovely perennial garden is available for you here at Bordine's!

*More detailed information can be found on our care sheets, available in store or on-line at [bordines.com](http://bordines.com).*

## PLANNING YOUR GARDEN


**Planning Your Garden:** It is important that you choose appropriate plants for the site. Is the garden in a sunny area or does it get a lot of shade? What type of soil do you have? A soil test will give



you specific information about your soil. Get to know which plants will tolerate your conditions or add amendments (sphagnum peat and composted manure) and whatever else is recommended to help improve the condition of your soil. Choose plants you wish to include in your garden so that you will have color throughout the growing season. Adding bulbs to your plan will give early spring color before your perennials are in full bloom. Many perennials also have very attractive foliage which adds interest to your garden when their bloom time is over.

## PLANTING

**Planting:** Water the plant thoroughly before removing it from the container. Dig the planting hole as deep and twice as wide as the container from which the plant has been removed. Check the root ball. If the roots are matted, loosen the soil and roots so that the plant grows into the surrounding soil more easily. The plant should then be set at the same depth as it was planted in the container. Once the plant is set securely in the ground and the roots are well covered, water thoroughly with **Root & Grow Root Stimulator** per package instructions. Water regularly until your plants are established. Some perennials such as Daylily, Iris or Peony require a precise planting depth. Placing these too deeply may result in fewer blooms. Also, pay close attention to the recommended spacing. Plants like Hosta can grow quite large compared to its size at the time of purchase.



## DEADHEADING & CLEANING UP

**Deadheading:** This means to remove the faded flowers. Deadheading encourages the plant to produce more flowers and therefore lengthens the bloom time. Also, it improves the appearance of the plant and



the garden in general. Remove the flower stem as far below the leaves as possible without cutting off buds that may bloom in the future. Some plants with attractive seed pods or fronds like Rudbeckia, Sedum or Grasses can be left alone.

They add interest to your garden during the winter months.

**Cleaning Up:** When the season comes to a close and frost has ended the growth of your plants, it's time to clean up. Most of your perennials can be cut back at this time to about 4-6" from the ground. Exceptions would be those that add winter interest to the garden such as Sedum, Coneflower and Grasses. It is a good idea to compost the cuttings from your garden. Separate any diseased debris first before adding to your compost pile.

# Perennials Shade A-Z

Plant Name		Height	Spread	Flower Description	Bloom Time	Special Features
<b>ARALIA</b> , Sun King	☼☼☼	24-30"	24-30"	2' long white spikes	2-4 weeks, July	Golden foliage. <b>2020 Perennial Plant of the Year!</b>
<b>ASTILBE</b> , August Light	☼	24-30"	18-24"	Red plumes	2-4 weeks, late July	<div>✚</div> <p>Excellent cut flower! Astilbe provides intense flower color for the shade! Their foliage is quite attractive as well; dark, rich green and sometimes with a red hue! Be sure to plant Astilbe where they will receive morning sun and shade in the afternoon. Astilbe also does well in moist conditions. If the foliage ever dries out and becomes crispy, don't worry! Simply cut the plant back and water it. The foliage will be healthy and lush again in no time!</p>
Bridal Veil	☼	20-24"	18-24"	White plumes	2-4 weeks, July	
Chocolate Shogun	☼☼☼	20-24"	18-24"	Pink plumes	2-4 weeks, June	
Delft Lace	☼	30-36"	18-24"	Apricot-pink plumes	4-6 weeks, June	
Deutschland	☼	20-24"	18-24"	White plumes	2-4 weeks, late June	
Maggie Daley	☼	20-24"	18-24"	Lavender plumes	2-4 weeks, late July	
Mighty Pip	☼	42-48"	36-48"	Salmon pink plumes	2-4 weeks, July	
Montgomery	☼	20-24"	12-18"	Red plumes	2-4 weeks, June	
Peach Blossom	☼	24-30"	18-24"	Light peachy-pink plumes	2-4 weeks, late June	
Red Sentinel	☼	20-24"	18-24"	Deep red plumes	2-4 weeks, July	
Rheinland	☼	24-30"	18-24"	Rose-pink plumes	2-4 weeks, late June	
Rise and Shine	☼	24-30"	12-18"	Hot pink plumes	2-4 weeks, July	
Visions	☼	20-24"	18-24"	Lilac-purple plumes	2-4 weeks, late July	
Visions in Pink	☼	20-24"	18-24"	True pink plumes	2-4 weeks, late July	
Visions in Red	☼	20-24"	18-24"	Red plumes	2-4 weeks, late July	
<b>BARRENWORT</b> , After Midnight	☼☼☼	8-12"	8-12"	White	4-6 weeks, April	Green, delicate foliage. Tolerates dry shade.
Orange Flowered	☼☼☼	6-8"	18-24"	Coppery orange	4-6 weeks, April	Green, delicate foliage. Tolerates dry shade.
<b>BERGENIA</b> , Pink Dragonfly	☼☼☼	12-16"	12-18"	Coral pink	2-4 weeks, late April	Glossy green foliage. Tolerates dry shade.
<b>BLEEDING HEART</b> , Gold Heart	☼☼	20-24"	30-36"	Pink, heart shaped	8-12 weeks, late May	✚ Brilliant chartreuse foliage; long blooming.
King of Hearts	☼☼	12-16"	12-18"	Dark rose	8-12 weeks, late May	✚ Lacy blue foliage; long blooming.
Old Fashioned	☼☼	30-36"	24-30"	Pink and white, heart shaped	2-4 weeks, May	✚ Deadhead to produce more blooms.
Old Fashioned, White	☼☼	30-36"	24-30"	White, heart shaped	2-4 weeks, May	✚ Deadhead to produce more blooms.
Valentine	☼☼☼	24-30"	18-24"	Red, heart shaped	2-4 weeks, May	✚ Deadhead to produce more blooms.
<b>BRUNNERA</b> , Alexander's Great	☼☼☼	16-20"	18-24"	Small, blue	2-4 weeks, May	Giant, frosty silver, heart shaped foliage.
Diane's Gold	☼☼☼	12-16"	18-24"	Small, blue	2-4 weeks, May	Chartreuse, heart shaped foliage.
Jack Frost	☼☼☼	12-16"	12-18"	Small, blue	2-4 weeks, May	Frosty silver foliage with green veins.
Queen of Hearts	☼☼☼	12-16"	30-36"	Small, blue	2-4 weeks, May	Silver heart-shaped foliage with dark green veining.
Variegata	☼☼☼	12-16"	18-24"	Small, blue	2-4 weeks, May	Green heart-shaped foliage with wide cream margin
<b>CIMICIFUGA</b> , Chocoholic	☼☼	4-5'	24-30"	White/pale pink, bottle brush	2-4 weeks, July	✚✚ Very dark purple foliage.
Hillside Black Beauty	☼☼	5-6'	24-30"	White/pale pink, bottle brush	2-4 weeks, July	✚✚ Very dark purple foliage.
<b>CORAL BELLS</b> , Berry Timeless	☼☼☼	16-20"	18-24"	Pink	8-12 weeks, June	✚✚ Large, green-silver foliage with dark veins.
Caramel	☼	8-12"	12-18"	White	2-4 weeks, July	✚✚ Yellow-orange foliage with purple-red undersides.
Citronelle	☼☼☼	12-16"	12-18"	White	2-4 weeks, July	✚✚ Citron yellow foliage, chartreuse in shade.
Dolce Apple Twist	☼☼☼	8-12"	18-24"	White	2-4 weeks, June	✚✚ Chartreuse ruffled leaves with red veining.
Dolce Appletini	☼☼☼	8-12"	18-24"	Red	2-4 weeks, June	✚✚ Lime green foliage with silver variegation.
Dolce Cherry Truffles	☼☼☼	8-12"	18-24"	Light pink	2-4 weeks, June	✚✚ Bright red, ruffled foliage matures to dark red.
Dolce Silver Gumdrop	☼☼☼	4-6"	12-18"	Pink	2-4 weeks, June	✚✚ Silver-purple foliage.
Dolce Spearmint	☼☼☼	8-12"	18-24"	Pink	2-4 weeks, June	✚✚ Silvery green foliage with dark green veins.
Dolce Toffee Tart	☼☼☼	8-12"	18-24"	Creamy white	2-4 weeks, June	✚✚ Caramel colored foliage with silver overlay.
Dolce Wildberry	☼☼☼	8-12"	12-18"	White	2-4 weeks, June	✚✚ Purple scalloped foliage with charcoal veins.
Grape Expectations	☼☼☼	8-12"	18-24"	White	2-4 weeks, June	✚✚ Purple foliage with dark veins and silver coating.
Lime Marmalade	☼☼☼	12-16"	12-18"	White	2-4 weeks, June	✚✚ Ruffled lime foliage.
Mega Caramel	☼	16-20"	24-30"	Cream	2-4 weeks, July	✚✚ Large, orange-yellow foliage.
Midnight Rose	☼☼	8-12"	18-24"	Cream	2-4 weeks, June	✚✚ Black foliage with pink spots.
Obsidian	☼☼	8-12"	12-18"	Yellow	2-4 weeks, June	✚✚ Shiny, rounded, almost black foliage.
Palace Purple	☼☼	20-24"	24-30"	Cream	2-4 weeks, June	✚✚ Rich purple foliage.
Peach Flambe	☼☼	6-8"	12-18"	White	2-4 weeks, June	✚✚ Bright peach colored foliage.
Pink Panther	☼☼☼	8-12"	12-18"	Pink	2-4 weeks, July	✚✚ Metallic pink maturing to dark berry pink foliage.
Plum Pudding	☼☼	20-24"	18-24"	Creamy white	2-4 weeks, June	✚✚ Shimmering plum-purple foliage.
Primo Black Pearl	☼☼☼	8-12"	12-18"	Pink	2-4 weeks, June	✚✚ Glossy, dark purple foliage.
Primo Peachberry Ice	☼☼☼	8-12"	24-30"	Creamy white	2-4 weeks, June	✚✚ Apricot orange foliage with silver overlay.
Primo Wild Rose	☼☼☼	8-12"	18-24"	Pink	2-4 weeks, June	✚✚ Bright rosy purple foliage with gray veining.
Southern Comfort	☼☼☼	16-20"	18-24"	Creamy white	2-4 weeks, July	✚✚ Huge, cinnamon-peach foliage turning amber.
<b>CORYDALIS</b> , Yellow	☼☼☼	8-12"	18-24"	Yellow	8-12 weeks, May	Delicate silver-blue foliage.

Due to the possibility of conditions beyond our control, Bordine's reserves the right to be out of any item at any time.

# Perennials Shade A-Z

Plant Name		Height	Spread	Flower Description	Bloom Time	Special Features
<b>FAIRY BELLS</b> , Green	☀️	16-20"	12-18"	White, bell-shaped	4-6 weeks, May	Shiny green foliage. Great for naturalizing.
Variegated	☀️	12-16"	12-18"	Creamy-white, bell-shaped	2-4 weeks, May	Green and white variegated foliage.
<b>FERN</b> , Autumn Brilliance	☀️	24-30"	18-24"	-	-	Golden orange fronds turn rich green; bronze fall color.
Autumn Fern Compact	☀️	16-20"	12-18"	-	-	Coppery green fronds turn dark green; copper fall color.
Broad Buckler Crisped	☀️	12-16"	12-18"	-	-	Airy green fronds; prefers moist soils.
Cinnamon	☀️	30-36"	18-24"	-	-	Interesting cinnamon stick-like fertile fronds.
Japanese Beech	☀️	16-20"	12-18"	-	-	Narrow, feather-like medium green fronds.
Japanese Painted	☀️	16-20"	18-24"	-	-	Silver, maroon and green variegated fronds.
Japanese Painted, Godzilla	☀️	30-36"	4-5'	-	-	Silver, maroon and green variegated fronds.
Lady	☀️	24-30"	18-24"	-	-	Soft green, delicate fronds.
Lady Dwarf	☀️	12-16"	18-24"	-	-	Lacy, delicate green fronds.
Lady Ghost	☀️	20-24"	18-24"	-	-	Silvery green fronds; prefers moist conditions.
Lady in Red	☀️	24-30"	18-24"	-	-	Shiny, burgundy-red leaf stalks accent green fronds.
Maidenhair, Himalayan	☀️	8-12"	12-18"	-	-	Delicate green, airy fronds; prefers moist soils.
Ostrich	☀️	30-36"	24-30"	-	-	Large, upright feather-like fronds. Excellent filler.
Stabler's Golden	☀️	24-30"	24-30"	-	-	Large, robust deep green fronds.
<b>FOAMFLOWER</b> , Sugar and Spice	☀️	8-12"	8-12"	White-pink, bottlebrush-like	4-6 weeks, May	☘️ Shiny green, deeply divided foliage w/ dark center.
<b>GOAT'S BEARD</b>	☀️	4-5'	18-24"	White feathery plumes	2-4 weeks, May	✚️ Gives great height in the shade garden.
<b>HELLEBORUS</b> , Golden Discover	☀️	8-12"	12-18"	Mix of yellow tinges, double	2-4 weeks, April	Lush green foliage. Early bloomer!
Ivory Prince	☀️	12-16"	12-18"	Cream	4-6 weeks, April	One of the earliest spring flowering perennials!
New York Night	☀️	20-24"	18-24"	Dark purple to black	4-6 weeks, March	One of the earliest spring flowering perennials!
Paris in Pink	☀️	30-36"	18-24"	Large, white to pink	4-6 weeks, February	One of the earliest spring flowering perennials!
<b>HEUCHERELLA</b> , Catching Fire	☀️	8-12"	12-18"	White	4-6 weeks, May	Lime green foliage with red veins.
Fun and Games Hopscotch	☀️	8-12"	18-24"	White	2-4 weeks, May	Bronze-red foliage with dark centers.
Pink Fizz	☀️	8-12"	12-18"	Pink	2-4 weeks, May	Green and silver foliage with dark red veins.
Pumpkin Spice	☀️	8-12"	18-24"	White	2-4 weeks, May	Bronze foliage with dark veins.
Sweet Tea	☀️	16-20"	18-24"	White	2-4 weeks, May	🍂 Orange foliage with darker veins.
Tapestry	☀️	8-12"	12-18"	Light pink	2-4 weeks, May	✚️🍂 Blue-green foliage with dark purple veins.
<b>JACOB'S LADDER</b>	☀️	20-24"	18-24"	Blue-purple	4-6 weeks, late April	☘️✚️ Cut back by 2/3 for second bloom.
Stairway to Heaven	☀️	12-16"	18-24"	Blue	2-4 weeks, May	☘️✚️ Green, pink and white variegated foliage.
<b>LIGULARIA</b> , Bottle Rocket	☀️	24-30"	18-24"	Mustard-yellow spikes	2-4 weeks, late June	✚️ Large, heart-shaped and fringed foliage.
Brit-Marie Crawford	☀️	24-30"	24-30"	Orange-yellow; daisy-like	2-4 weeks, late August	✚️ Dark burgundy, almost black foliage.
Little Rocket	☀️	36-42"	30-36"	Bright yellow spikes	2-4 weeks, July	✚️ Large, heart-shaped and fringed foliage.
Osiris Fantaise	☀️	20-24"	18-24"	Orange-yellow; daisy-like	2-4 weeks, late July	✚️ Dark green, tropical-like foliage.
Pandora	☀️	12-16"	12-18"	Orange-yellow; daisy-like	2-4 weeks, July	✚️ Glossy deep purple foliage.
<b>PULMONARIA</b> , Raspberry Splash	☀️	12-16"	18-24"	Raspberry-coral	2-4 weeks, late April	🍂 Green foliage with silver speckles.
Trevi Fountain	☀️	8-12"	18-24"	Cobalt-blue	2-4 weeks, late April	🍂 Green and silver-spotted foliage.
Twinkle Toes	☀️	12-16"	12-18"	Periwinkle blue	2-4 weeks, late April	🍂 Light green and silver-spotted foliage.
<b>RODGER'S FLOWER</b> , Chocolate W	☀️	36-42"	24-30"	Pink	2-4 weeks, July	✚️ Palm-like leaves, great for moist areas!
Shield Leaf	☀️	30-36"	30-36"	White	4-6 weeks, July	☘️✚️ Palm-like leaves, great for moist areas!
<b>SHAMROCK</b> , Strawberry	☀️	6-8"	18-24"	Pink	8-12 weeks, June	Extremely long blooming. Mulch in winter.
<b>SOLOMON'S SEAL</b> , Heronswood	☀️	8-12"	18-24"	White, pendulous	2-4 weeks, May	Dwarf variety. Can be used as a ground cover.
Spiral Staircase	☀️	20-24"	12-18"	White, pendulous	2-4 weeks, May	Twisting habit. Can be used as a ground cover.
Variegated	☀️	24-30"	18-24"	White, pendulous	2-4 weeks, May	☘️ Green foliage with ivory stripes on edges.
<b>SPIDERWORT</b> , Concord Grape	☀️	16-20"	18-24"	Grape purple	2-4 weeks, June	✚️ Cut back by 2/3 for second bloom.
Sweet Kate	☀️	12-16"	12-18"	Violet-blue	4-6 weeks, June	✚️ Brilliant gold, grass-like foliage.
Zwanenburg	☀️	20-24"	18-24"	Violet-purple	4-6 weeks, June	✚️ Cut back by 2/3 for second bloom.
<b>TOAD LILY</b> , Autumn Glow	☀️	20-24"	30-36"	Purple-red with dark speckles	2-4 weeks, August	Exotic orchid-like flowers. Great late season color!
Gilt Edge	☀️	16-20"	12-18"	Purple-pink with plum speckles	2-4 weeks, August	Exotic orchid-like flowers. Great late season color!
Samurai	☀️	16-20"	12-18"	Wine with dark plum speckles	2-4 weeks, August	Exotic orchid-like flowers. Great late season color!
<b>TURTLEHEAD</b> , Hot Lips	☀️	24-30"	18-24"	Rosy-pink on red stems	4-6 weeks, late July	✚️🍂 Great late season color for the shade.
Tiny Tortuga	☀️	12-16"	12-18"	Dark pink	4-6 weeks, late July	✚️🍂 Great late season color for the shade.
<b>VIOLA</b> , Columbine	☀️	4-6"	6-8"	White with lavender streaks	6-8 weeks, May	☘️✚️ Deadhead to produce more blooms.
Etain	☀️	8-12"	8-12"	Pale lemon with lavender	8-12 weeks, April	☘️✚️ Deadhead to produce more blooms.
Halo Violet	☀️	8-12"	8-12"	Deep violet with yellow eye	8-12 weeks, May	☘️✚️ Deadhead to produce more blooms.
<b>VIRGINIA BLUEBELLS</b>	☀️	16-20"	12-18"	Blue, bell shaped	2-4 weeks, late April	Woodland plant; pink buds open to blue flowers.
<b>WOOD POPPY</b> , Golden	☀️	12-16"	12-18"	Golden yellow	1-2 weeks, late April	Green, woodland-like foliage.

# Hosta

Variety		Height	Spread	Flower Description	Bloom Time	Foliage	
Abiqua Drinking Gourd	☼ ☼	16-20"	18-24"	White	2-4 weeks, June	Thick, huge, blue green; deeply cupped	☞
Afterglow	☼ ☼	20-24"	36-48"	Pale lavender	2-4 weeks, June	Green, heart-shaped with wide yellow margins	
Age of Gold	☆ ☼	20-24"	4-5'	White	2-4 weeks, July	Large, smooth, golden yellow	☞
Beyond Glory	☼ ☼	12-16"	36-48"	Pale lavender	2-4 weeks, July	Gold, slightly rippled with wide dark green margins	☞
Big Daddy	☼ ☼	24-30"	30-36"	White	2-4 weeks, July	Thick, puckered, blue-green	☞
Blue Angel	☼ ☼	30-36"	36-48"	White	2-4 weeks, July	Huge, blue heart-shaped; rippled	☞
Blue Ivory	☼ ☼	16-20"	24-30"	Lilac	2-4 weeks, July	Wide creamy white borders with blue-green center	☞
Blue Mouse Ears	☼ ☼	8-12"	18-24"	Dark lavender	2-4 weeks, July	Thick, round, blue; miniature	☞
Blueberry Muffin	☼ ☼	12-16"	30-36"	Lavender	2-4 weeks, July	Round, puckered blue	☞
Dancing Queen	☼ ☼	16-20"	24-30"	Pale lavender	2-4 weeks, July	Bright yellow with wavy edges <b>2020 Hosta of the Year!</b>	☞
Earth Angel	☼ ☼	30-36"	36-48"	Pale lavender	2-4 weeks, July	Large, blue-green heart-shaped with wide cream margin	☞
First Dance	☆ ☼	20-24"	4-5'	Pale lavender	2-4 weeks, July	Golden yellow turning to chartreuse with rippled green margins	☞
First Frost	☼ ☼	12-16"	30-36"	Pale lavender	2-4 weeks, July	Blue-green, wedge-shaped with thin creamy white margin	☞
Fragrant Blue	☼ ☼	16-20"	36-48"	Pale lavender	2-4 weeks, July	Blue heart-shaped	☼ ☞
Francee	☼ ☼	16-20"	24-30"	Lavender	2-4 weeks, July	Green heart-shaped with thin white margin	☞
Guacamole	☼ ☼	24-30"	30-36"	Light lavender	2-4 weeks, August	Large green with dark green margins	☼ ☞
Hadspen Blue	☼ ☼	12-16"	18-24"	Lavender	2-4 weeks, July	Blue heart-shaped, cupped	☞
Halcyon	☼ ☼	16-20"	24-30"	White	2-4 weeks, July	Soft blue, textured	☞
Hans	☼ ☼	20-24"	30-36"	Lavender	2-4 weeks, July	Blue-green, puckered with feathery white center	☞
Island Breeze	☼ ☼	8-12"	12-18"	Dark lavender	2-4 weeks, June	Bright yellow with wide green margins	☞
June	☼ ☼	12-16"	24-30"	Lavender	2-4 weeks, August	Yellow wedge-shaped with irregular blue-green margin	☞
June Spirit	☼ ☼	12-16"	24-30"	Lavender	2-4 weeks, July	Shiny chartreuse centers with wide, dark green margins	☞
Key West	☼ ☼	24-30"	36-48"	Lavender	2-4 weeks, July	Gold heart-shaped, smooth	☞
Komodo Dragon	☼ ☼	24-30"	6-8'	Lavender	2-4 weeks, June	Giant, cascading dark green	☞
Lakeside Paisley Print	☼ ☼	8-12"	18-24"	Pale lavender	2-4 weeks, June	Creamy white with very wide, wavy green margins	☞
Liberty	☼ ☼	24-30"	24-30"	Lavender	2-4 weeks, July	Green heart-shaped with extraordinarily wide cream margin	☞
Maui Buttercups	☼ ☼	8-12"	12-18"	White	2-4 weeks, July	Bright gold, rounded, deeply cupped and corrugated	☞
Neptune	☼ ☼	20-24"	36-48"	Lavender	2-4 weeks, August	Blue-green, cascading and narrow, ripple-edged	☞
Old Glory	☼ ☼	16-20"	18-24"	Lavender	2-4 weeks, July	Gold heart-shaped, puckered, with wide green margin	☞
One Last Dance	☆ ☼	12-16"	30-36"	Pale lavender	2-4 weeks, July	Dark green with wide yellow margins	☼ ☞
Paradigm	☼ ☼	16-20"	18-24"	Lavender	2-4 weeks, July	Gold wedge-shaped, puckered, with irregular blue-green margin	☞
Patriot	☼ ☼	20-24"	24-30"	Lavender	2-4 weeks, July	Green, slightly twisted with wide cream margin	☞
Pocketful of Sunshine	☼ ☼	8-12"	12-18"	Lavender	2-4 weeks, July	Small, puckered yellow-gold with green margins	☞
Prairies Sky	☼ ☼	16-20"	24-30"	Lavender	2-4 weeks, July	Round, powder blue	☞
Praying Hands	☼ ☼	16-20"	12-18"	Lavender	2-4 weeks, August	Green with thin white margin; narrow, upright and tubular	☞
Rainbow's End	☼ ☼	8-12"	18-24"	Dark lavender	2-4 weeks, July	Yellow w/ green margin; bold, red stems <b>2021 Hosta of the Year!</b>	☞
Rainforest Sunrise	☼ ☼	8-12"	12-18"	Pale lavender	2-4 weeks, July	Gold with dark green margin	☞
Revolution	☼ ☼	16-20"	18-24"	Lavender	2-4 weeks, July	Cream w/green speckled center and wide irregular green margin	☞
Sagae	☼ ☼	30-36"	36-48"	Lavender	2-4 weeks, July	Blue-green with cream margins	☞
Shadowland Autumn Frost	☼ ☼	12-16"	18-24"	Light lilac	2-4 weeks, July	Blue with golden-yellow margin, very strong color	☞
Shadowland Coast to Coas	☼ ☼	24-30"	30-36"	Lavender	2-4 weeks, July	Large gold puckered	☞
Shadowland Diamond Lake	☼ ☼	16-20"	36-48"	Pale lavender	2-4 weeks, June	Large, blue heart-shaped with wavy margins, heavily corrugated	☞
Shadowland Empress Wu	☼ ☼	42-48"	36-48"	Pale violet	2-4 weeks, June	Huge, thick, dark green, deeply veined; largest known Hosta	☞
Shadowland Waterslide	☼ ☼	12-16"	30-36"	Lavender	2-4 weeks, July	Blue, wavy and ruffled	☞
Shadowland Wheee!	☼ ☼	12-16"	24-30"	Lavender	2-4 weeks, July	Ruffled green with creamy margins	☞
Shadowland Wu-La-La	☼ ☼	3-4'	3-4'	Violet	2-4 weeks, June	Blue-green with striking apple-green margins	☞
Stained Glass	☼ ☼	16-20"	36-48"	Pale lavender	2-4 weeks, July	Gold heart-shaped, puckered, with wide green margin	☼ ☞
Sum and Substance	☼ ☼	30-36"	36-48"	Light lavender	2-4 weeks, July	Huge chartreuse, heart-shaped, puckered	☞
Victory	☼ ☼	30-36"	4-5'	Lavender	2-4 weeks, August	Large, green with yellow margins	☞
Vulcan	☼ ☼	20-24"	30-36"	Pale lavender	2-4 weeks, July	White and yellow with dark green margins	☞
Wiggles and Squiggles	☆ ☼	8-12"	18-24"	Lavender	2-4 weeks, July	Bright yellow, long and narrow with wavy margins	☞
Wolverine	☼ ☼	12-16"	18-24"	Lavender	2-4 weeks, August	Ruffled green with creamy margins	☞

# Clematis

Variety		Type	Height	Flower Description	Bloom Time
Blue Light	☼	New	10-12'	Pale violet-blue with cream stamens, double	4-6 weeks, late June
Dr. Ruppel	☼	Old	8-10'	Rose-red with deeper bar and golden stamen	2-4 weeks, late May; may rebloom
Fireflame	☼	Old	8-10'	Rosey-red, double	8-12 weeks, May
Fuchsia Flash	☼	New	4-5'	Pink w/cream filaments and maroon tipped anthers	May through September
H.F. Young	☼	Old	6-8'	6-8" medium blue	4-6 weeks, June
Happy Jack Purple	☼	Old/New	6-8'	3-5" velvety purple with yellow stamens	8-12 weeks, June
Jackman's	☼	New	8-10'	5-6" velvety purple with green stamens	4-6 weeks, late June; may rebloom
Little Duckling	☼	Old	6-8'	Pink with purple-red bar and cream stamens	6-8 weeks, May
Minister	☼	Old	6-8'	Large, lavender-blue with maroon stamens	4-6 weeks, June
Niobe	☼	Old	6-8'	Dark ruby-red, 6-8" with golden stamens	2-4 weeks, June; may rebloom
Pinky	☼	Old	6-8'	6-8" white with pink-magenta bar in center	2-4 weeks, late May; may rebloom
Polish Spirit	☼	New	12-15'	Rich purple with purple stamens	4-6 weeks, July
Reiman	☼	New	6-8'	Bluish-purple with red bars	8-12 weeks, June
Suzy Mac	☼	Old	8-10'	Ruffled purple	8-12 weeks, May
Sweet Autumn	☼	New	15-20'	1/2-1" cream, prominent stamens, fragrant	4-6 weeks, late August
Taiga	★☼	New	6-8'	Purple with yellow-green tips, double	8-12 weeks, June
The President	☼	Old	8-10'	6-8" deep bluish-purple with dark purple stamens	2-4 weeks, June; may rebloom

## Clematis Type Key

New= Flowers on NEW growth, prune growth 6-12" from ground in April. \*Shade roots\*  
 Old= Flowers on OLD growth, prune as needed shortly after blooming. \*Shade roots\*  
 Old/New= Flowers on OLD and NEW growth. In early spring cut off all dead material above swelling leaf buds that show signs of new growth. \*Shade roots\*

# Vines

Plant Name		Type	Height	Special Features	Flower Color/Bloom Time
<b>AKEBIA</b> , Chocolate	☼☼☼	T	20-25'	☼ Vigorous grower with interesting 5-fingered foliage	Chocolate purple; 2-4 weeks, May
<b>DUTCHMAN'S PIPE</b>	☼☼	T	25-30'	☼ Large dark green, heart shaped foliage	Yellow-green pipes w/brown marks; 2-4 weeks, June
<b>HONEYSUCKLE</b> , Goldflame	☼☼	T	15-20'	☼☼☼ Trumpet shaped flowers; blue green foliage	Reddish-pink w/creamy yellow; 8-12 weeks, June
Hall's	☼☼	T	20-25'	☼☼☼ Trumpet shaped flowers; dark green foliage	White, maturing to creamy yellow; 4-6 weeks, May
Mandarin	☼☼	T	15-20'	☼☼☼ Trumpet shaped flowers; dark green foliage	Yellow-orange; 8-12 weeks, June
Scentsation	☼	T	10-12'	☼☼☼☼ Trumpet shaped flowers; dark green foliage	Yellow; 8-12 weeks, May
<b>HYDRANGEA</b> , Climbing	☼☼☼	C	25-30'	☼ Peeling bark provides winter interest	Lacy white clusters; 2-4 weeks, June
<b>IVY</b> (Deciduous), Boston	☼☼☼	C	30-40'	☼ Tri-lobed; green foliage turns scarlet in fall	Inconspicuous flowers
Virginia Creeper	☼☼☼	C	30-40'	☼ Five leaflets; Dark green foliage turns scarlet in fall	Inconspicuous flowers
<b>PORCELAIN BERRY VINE</b> , Variegated	☼☼	T	15-20'	☼ Green and white leaves; multi colored berries in fall	Inconspicuous flowers
<b>SILVER LACE VINE</b>	☼☼	T	25-30'	☼ Fast growing with bright green foliage	Profuse white clusters; 6-8 weeks, August
<b>TRUMPET VINE</b> , Balboa Sunset	☼	C	25-30'	☼☼ Trumpet shaped flowers; dark green foliage	Scarlet-red; 2-4 weeks, July
Flamenco	☼	C	25-30'	☼☼ Trumpet shaped flowers; dark green foliage	Orange-red; 2-4 weeks, July
Flava	☼	C	25-30'	☼☼☼ Trumpet shaped flowers; dark green foliage	Yellow; 2-4 weeks, July
Madame Galen	☼	C	25-30'	☼☼ Trumpet shaped flowers; dark green foliage	Orange-red; 2-4 weeks, July
Summer Jazz Fire	☼	C	6-8'	☼☼ Trumpet shaped flowers; dark green foliage	Orange-red; 2-4 weeks, July
Summer Jazz Gold	☼	C	5-6'	☼☼☼ Trumpet shaped flowers; dark green foliage	Golden yellow; 2-4 weeks, July
<b>WISTERIA</b> , Amethyst Falls	☼	T	30-40'	☼☼☼☼ Grape-like flower clusters 6-8" long	Lavender-blue; 1-2 weeks, May
Blue Moon	☼	T	25-30'	☼☼ Grape-like flower clusters 6-12" long	Blue; 1-2 weeks, June; may rebloom

## Vine Type Key

C Clinging Vines climb textured surfaces such as brick, stone or rough wood.  
 T Twining Vines climb by wrapping around a trellis, lattice, fence or open, grid-like structure.

### Pruning helps control the size of the vine as well as encourage flowering:

If the vine blooms in early spring such as Akebia and Wisteria, prune as necessary shortly after flowering. If the vine blooms in late spring such as Honeysuckle and Trumpet Vine, prune in early spring or late fall as necessary to thin and shape.

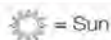
### Wisteria do not always flower reliably, try the following steps to encourage flowering:

1. Full sun location (8 or more hours of direct sunlight)
2. Superphosphate (0-20-0) fertilizer in early spring
3. Root prune in late fall (18" deep and from base of plant)
4. Low nitrogen fertilizer
5. Prune shoots back 1/3 to 1/2 of their length in July

# Ground Cover

Plant Name		Height	Spread	Spacing	Flower Description	Bloom Time	Special Features
<b>AJUGA</b> , Black Scallop	☀	4-6"	-	8x8"	Deep blue spikes	2-4 weeks, May, reblooms	✂ Scalloped, near black foliage.
Burgundy Glow	☀	4-6"	-	8x8"	Blue spikes	2-4 weeks, June, reblooms	✂ Green, white, pink and burgundy foliage.
Catlin's Giant	☀	6-8"	-	12x12"	Blue spikes	2-4 weeks, June, reblooms	✂ Large, purple-blue foliage.
Chocolate Chip	☀	2-4"	-	8x8"	Lacy blue spikes	2-4 weeks, June, reblooms	✂ Chocolate colored foliage.
Mahogany	☀	2-4"	-	8x8"	Bright blue spikes	2-4 weeks, April, reblooms	✂ Deep purple, near black foliage.
<b>BARREN STRAWBERRY</b>	☀	6-8"	18-24"	-	Yellow	4-6 weeks, early May	Green foliage, berries are not edible.
<b>BEARBERRY</b>	☀	4-6"	12-18"	-	Pinkish-white lantern shaped	2-4 weeks, April	Red fruit in late summer; evergreen.
<b>BLUE-STAR CREEPER</b>	☀	2-4"	-	10x10"	Blue, star-shaped	8-12 weeks, June	Never seems to quit flowering!
<b>BRASS BUTTONS</b> , Platt's Black	☀	2-4"	-	10x10"	Small, yellow	1-2 weeks, June	Blackish-purple, fern-like foliage.
<b>BUNCHBERRY</b>	☀	4-6"	12-18"	-	White	2-4 weeks, May	Red berries, scarlet-red fall color.
<b>CHRYSOGNUM</b> , Green and Gold	☀	6-8"	12-18"	-	Golden yellow	2-4 weeks, May	Semi-evergreen. Prefers moist conditions.
<b>CLOVER</b> , 4 Luck Red Green	☀	4-6"	12-18"	-	-	-	Light green with red center, 4 sided foliage.
<b>HENS AND CHICKS</b> , Assorted	☀	4-6"	8-12"	-	Pink stars on upright stalks	Blooms at maturity	Succulent rosettes in a range of colors & textures.
Black	☀	4-6"	6-8"	-	Stars on upright stalks	Blooms at maturity	Green rosettes with dark, black red tips.
Ruby Heart	☀	2-4"	6-8"	-	Stars on upright stalks	Blooms at maturity	Blue-green rosettes with red base.
<b>HOULTUYNIA</b>	☀	6-8"	-	12x12"	Creamy white spikes	2-4 weeks, June	☘ Red/cream/green variegated foliage.
<b>ICE PLANT</b> , Fire Spinner	☀	4-6"	-	8x8"	Orange/yellow/magenta	2-4 weeks, June	<div>  Low growing, succulent foliage creates a dense carpet underneath the brightly colored daisy-like flowers. Ice Plant tolerates hot and dry conditions making it an excellent choice for rock gardens. </div>
Gold Nugget	☀	2-4"	-	8x8"	Bright golden, daisy-like	6-8 weeks, May	
Lavender Ice	☀	2-4"	-	8x8"	Lavender with dark eye	6-8 weeks, late May	
Red Mountain Flame	☀	2-4"	-	8x8"	Red, daisy-like	4-6 weeks, late May	
<b>IRIS</b> , Dwarf, Crested	☀	4-6"	-	8x8"	Lilac	2-4 weeks, May	☘ Gray-green, sword-shaped foliage.
Dwarf, Crested White	☀	6-8"	-	8x8"	White	2-4 weeks, May	☘ Gray-green, sword-shaped foliage.
<b>IVY</b> , English	☀	4-6"	-	8x8"	-	-	Evergreen, glossy, dark green foliage.
English, Walthamensis	☀	2-4"	-	8x8"	-	-	Small, evergreen, rich dark green foliage.
<b>LAMIASTRUM</b> , Herman's Pride	☀	8-12"	18-24"	-	Yellow	2-4 weeks, July	Green and silver variegated foliage.
<b>LAMIUM</b> , Anne Greenaway	☀	6-8"	-	12x12"	Mauve	2-4 weeks, May, reblooms	Chartreuse, silver, dark and pale green foliage.
Orchid Frost	☀	6-8"	-	12x12"	Orchid pink	2-4 weeks, May, reblooms	Silvery-green foliage.
Shell Pink	☀	6-8"	-	12x12"	Soft pink	2-4 weeks, April, reblooms	Green w/ silver stripe down middle of foliage.
White Nancy	☀	6-8"	-	12x12"	White	2-4 weeks, April, reblooms	Light silvery-green foliage.
<b>LILY OF THE VALLEY</b> , White	☀	6-8"	12-18"	-	Nodding white	2-4 weeks, May	☘ Dark green foliage; fragrant flowers.
<b>LIRIOPE</b> , Creeping	☀	8-12"	12-18"	-	Purple clusters on spikes	4-6 weeks, late July	Fine, green, grass-like foliage.
Creeping, Silver Dragon	☀	6-8"	12-18"	-	Violet	2-4 weeks, September	Green foliage with silvery-white stripes.
Silvery Sunproof	☀	8-12"	12-18"	-	Lavender	4-6 weeks, September	White and green variegated foliage.
<b>MAZUS</b>	☀	2-4"	-	10x10"	Purplish-blue	2-4 weeks, May	Excellent ground cover for rock gardens.
<b>MOSS</b> , Irish	☀	2-4"	-	8x8"	Tiny, white	1-2 weeks, July	Tiny, green, moss-like foliage; evergreen.
Scotch	☀	2-4"	-	8x8"	Tiny, white	1-2 weeks, July	Chartreuse moss-like foliage; evergreen.
<b>MYRTLE</b>	☀	4-6"	-	8x8"	Lilac-blue	2-4 weeks, May	Glossy, dark green foliage; evergreen.
Ralph Shugert	☀	6-8"	-	12x12"	Deep lilac	2-4 weeks, May	Glossy, dark green foliage; creamy white margins.
<b>PACHYSANDRA</b>	☀	6-8"	-	8x8"	White spikes	1-2 weeks, May	Evergreen, does well under pine trees.
<b>PHLOX</b> , Creeping, Drummon's Pin	☀	4-6"	-	10x10"	Pink	2-4 weeks, May	<div>  Stunning spring color! Great rock garden plant and excellent for steep slopes. </div>
Emerald Blue	☀	4-6"	-	10x10"	Blue	2-4 weeks, May	
Fort Hill	☀	4-6"	-	10x10"	Deep pink	2-4 weeks, May	
Spring White	☀	4-6"	-	10x10"	White	2-4 weeks, April	
<b>PLUMBAGO</b>	☀	8-12"	12-18"	-	Dark blue	2-4 weeks, August	Green foliage, bright red fall color.
<b>RUPTUREWORT</b>	☀	2-4"	-	8x8"	-	-	Tiny, green foliage; evergreen.

## SYMBOL KEY



= Sun

These plants need at least 8 hours of direct sunlight.



= Partial Shade

These plants need a minimum of 4 hours of direct sunlight and a maximum of 8 hours. Avoid hot afternoon sun.



= Shade

These plants need less than 4 hours of direct sunlight. Avoid hot afternoon sun.



= Butterfly

These plants attract butterflies.



= Hummingbird

These plants attract hummingbirds.



= Fragrant

These plants have a fragrance.



= New

This plant is new for 2021!

**Start small and watch them grow! Choose from a wide variety of 4" Starter Perennials!**

# Ground Cover

Plant Name		Height	Spread	Spacing	Flower Description	Bloom Time	Special Features
<b>SEDUM</b> , Angelina	☀	4-6"	-	8x8"	Yellow	2-4 weeks, June	Needle-like, brilliant yellow succulent foliage.
Atlantis	☀	4-6"	-	8x8"	Yellow	2-4 weeks, June	♣ Green and white variegated foliage.
Coral Carpet	☀	2-4"	-	8x8"	White	2-4 weeks, June	Green with tinges of bright red foliage.
Dragon's Blood	☀	4-6"	-	8x8"	Rose-red	2-4 weeks, late June	Green with tinges of bright red foliage.
Ezawe	☀	2-4"	-	8x8"	Dusky pink	2-4 weeks, August	♣ Reddish-purple, succulent foliage.
Fools Gold	☀	2-4"	-	8x8"	Pink	2-4 weeks, July	Green, white, pink succulent foliage.
Gold Carpet	☀	8-12"	-	8x8"	Bright yellow	6-8 weeks, late July	♣ Tiny pale green foliage; evergreen.
John Creech	☀	2-4"	-	8x8"	Pink	2-4 weeks, June	♣ Scalloped green succulent foliage.
Kamtschaticum	☀	4-6"	-	8x8"	Orange-yellow	2-4 weeks, July	Scalloped green succulent foliage.
Lime Zinger	☀	6-8"	12-18"	-	Pink	4-6 weeks, August	Lime green foliage with red edges.
Little Miss Sunshine	★☀	6-8"	12-18"	-	Yellow	2-4 weeks, June	♣ Dark, glossy green succulent foliage.
Nana	☀	2-4"	8-12"	-	Pink	2-4 weeks, August	♣ Blue-green foliage with red margins.
Pinkie	☀	2-4"	8-12"	-	Pinkish white	2-4 weeks, June	Gray-blue succulent foliage.
Sieboldii	☀	4-6"	-	8x8"	Light pink	2-4 weeks, August	♣ Blue-green succulent foliage.
Solar Spice	☀	4-6"	-	10x10"	Yellow	2-4 weeks, June	♣ Yellow w/ hints of red-orange, needle-like.
Sunsparkler Firecracker	☀	6-8"	12-18"	-	Hot pink	4-6 weeks, late June	♣ Red-green succulent foliage.
Tri-Color	☀	2-4"	-	8x8"	Pink	2-4 weeks, July	Succulent green, white and pink foliage.
<b>SNOW ON THE MOUNTAIN</b>	☀☀	6-8"	-	12x12"	Tiny, white	2-4 weeks, June	Green and white variegated foliage.
<b>SWEET WOODRUFF</b>	☀☀	6-8"	-	10x10"	White	2-4 weeks, May	☼ Bright-green, umbrella-shaped foliage.
<b>THYME</b> , Creeping, Red	☀	2-4"	-	10x10"	Tiny, scarlet	2-4 weeks, June	☼ Extremely fragrant foliage.
Pink Chintz	☀	2-4"	-	10x10"	Tiny, salmon-pink	2-4 weeks, June	☼ Extremely fragrant foliage.
Woolly	☀	2-4"	-	10x10"	Tiny, pink	2-4 weeks, June	☼ Gray-green, wooly foliage.
<b>TOADFLAX</b>	☀☀	2-4"	-	8x8"	Tiny, purple	6-8 weeks, June	Tiny, round, delicate foliage.

## Lilies

Variety		Height	Spread	Flower Description	Bloom Time	Special Features
<b>Asiatic</b> , Tiny Avalanche	☀☀	12-16"	8-12"	Pure white	2-4 weeks, June	➤
Tiny Comfort	☀☀	12-16"	8-12"	Deep red with spotting	2-4 weeks, June	➤
Tiny Crystal	☀☀	12-16"	8-12"	Ivory with hint of green	2-4 weeks, June	➤
Tiny Diamond	☀☀	12-16"	8-12"	Red with white center	2-4 weeks, June	➤
Tiny Double You	☀☀	12-16"	8-12"	Double bright orange	2-4 weeks, June	➤
Tiny Epic	☀☀	12-16"	8-12"	Dark purple with cream edges	2-4 weeks, June	➤
Tiny Ghost	☀☀	12-16"	8-12"	Rich magenta purple-red	2-4 weeks, June	➤
Tiny Ink	☀☀	12-16"	8-12"	Dark burgundy center w/ red tips	2-4 weeks, June	➤
Tiny Invader	☀☀	12-16"	8-12"	Bright orange w/ purple freckles	2-4 weeks, June	➤
Tiny Moon	☀☀	12-16"	8-12"	Salmon-peach	2-4 weeks, June	➤
Tiny Nugget	☀☀	12-16"	8-12"	Yellow with maroon speckles	2-4 weeks, June	➤
Tiny Padhye	☀☀	12-16"	8-12"	White with deep red center	2-4 weeks, June	➤
Tiny Parrot	☀☀	12-16"	8-12"	Yellow w/ maroon red speckles	2-4 weeks, June	♣➤
Tiny Pearl	☀☀	12-16"	8-12"	Pale pink, near white	2-4 weeks, June	➤
Tiny Poems	☀☀	12-16"	8-12"	Raspberry with black throat	2-4 weeks, June	➤
Tiny Ranger	☀☀	12-16"	8-12"	Bright yellow	2-4 weeks, June	➤
Tiny Rocket	☀☀	12-16"	8-12"	Brilliant red with dark center	2-4 weeks, June	➤
Tiny Shadow	☀☀	12-16"	8-12"	Burnt orange with maroon center	2-4 weeks, June	➤
Tiny Toons	☀☀	12-16"	8-12"	Large pink	2-4 weeks, June	➤
<b>Oriental</b> , After Eight	☀☀	12-16"	12-18"	Deep red with white edges	2-4 weeks, July	☼➤
Roselily Nowa	☀☀	24-30"	12-18"	Light pink with freckles, double	2-4 weeks, July	☼➤
Roselily Sara	☀☀	24-30"	12-18"	Blush pink, double	2-4 weeks, July	☼➤
Roselily Sita	★☀☀	20-24"	12-18"	White with red speckles, double	2-4 weeks, July	☼➤
Sunny Azores	☀☀	16-20"	12-18"	Pink-yellow and white	2-4 weeks, June	☼☼➤
Sunny Bonaire	☀☀	16-20"	12-18"	Large, ruffled pink	2-4 weeks, July	☼➤
Sunny Keys	☀☀	16-20"	12-18"	Dark pink with white edges	2-4 weeks, July	☼➤
Sunny Martinique	☀☀	16-20"	12-18"	Large, dark pink with white edge	2-4 weeks, July	☼☼➤
Sunny Robyn	☀☀	24-30"	12-18"	Soft pink with dark pink center	2-4 weeks, July	☼☼➤

Lilies are one of the easiest perennials to grow! They grow from a bulb which multiplies over the years, giving you more and more plants! The stalks are robust and require little staking. Their flowers are stunning in the garden and many have a wonderful fragrance as well. It is best to remove faded flowers so that seed pods do not form. This allows the plant to achieve maximum bulb development for the following season.

# Daylilies

Variety		Height	Spread	Flower Description	Bloom Time		Special Features
Apricot Sparkles	☀	12-16"	18-24"	Large apricot	4-6 weeks, July, reblooms	✚✚	Daylilies are low maintenance perennials that thrive in the sun. Their flowers come in a wide range of colors. Different flower forms such as double or ruffled are what make each variety unique. While many varieties only bloom for 2-4 weeks, most newer varieties bloom 8-12 weeks continuously when deadheaded. They look fantastic when planted in masses, on slopes for erosion control or in the perennial border. Butterflies and hummingbirds absolutely love Daylilies and they make great cut flowers.
Bela Lugosi	☀	30-36"	18-24"	Deep purple	2-4 weeks, July	✚✚	
Blackthorne	☆☀	20-24"	18-24"	Creamy yellow with purple eye and edge	2-4 weeks, July	✚✚	
Born to Run	☆☀	20-24"	18-24"	Rosy red with cream edge and lime throat	2-4 weeks, July, reblooms	✚✚	
Chesapeake Crablegs	☀	30-36"	30-36"	Red-orange with gold throat	2-4 weeks, June, reblooms	✚✚✚	
Chicago Apache	☀	24-30"	18-24"	Velvety scarlet	2-4 weeks, July	✚✚	
Dynamite Returns	☀	16-20"	18-24"	Warm pink with green to chartreuse throat	4-6 weeks, July, reblooms	✚✚	
Fooled Me	☀	20-24"	18-24"	Large, yellow with red eye and edge	2-4 weeks, July	✚✚	
Going Bananas	☀	20-24"	18-24"	Canary yellow	8-12 weeks, July, reblooms	✚✚	
Happy Returns	☀	16-20"	18-24"	Canary yellow	2-4 weeks, June, reblooms	✚✚	
Heavenly Angel Ice	☀	30-36"	30-36"	Ruffled white with green-yellow throat	2-4 weeks, July, reblooms	✚✚	
Indian Giver	☀	24-30"	18-24"	Purple with white edge	2-4 weeks, July, reblooms	✚✚	
Inwood	☀	24-30"	18-24"	Peach-yellow with burgundy eye and edge	2-4 weeks, July, reblooms	✚✚	
Little Grapette	☀	12-16"	18-24"	Grape purple	2-4 weeks, June	✚✚	
Mighty Chestnut	☀	24-30"	18-24"	Orange-brown, deep chestnut eye/yellow throat	2-4 weeks, June	✚✚	
Night Embers	☀	24-30"	18-24"	Double maroon with gold edges	2-4 weeks, July, reblooms	✚✚	
Purple De Oro	☀	16-20"	18-24"	Purple	8-12 weeks, June	✚✚	
Rainbow Rhythm, Nosferatu	☀	20-24"	18-24"	Dark purple with lime throat	2-4 weeks, July, reblooms	✚✚✚	
Primal Scream	☀	30-36"	18-24"	Large orange-gold, ruffled	2-4 weeks, June	✚✚	
Ruby Spider	☀	30-36"	12-18"	Large, 9" ruby red with yellow throat	2-4 weeks, June	✚✚	
Raspberry Eclipse	☀	24-30"	18-24"	Raspberry purple with yellow throat, ruffled	4-6 weeks, July, reblooms	✚✚✚	
Ruby Stella	☀	16-20"	18-24"	Deep wine-red	8-12 weeks, July	✚✚	
Scentual Sundance	☀	16-20"	18-24"	Yellow	4-6 weeks, June, reblooms	✚✚	
Stella de Oro	☀	16-20"	18-24"	Golden yellow	8-12 weeks, June	✚✚	
Stephanie Returns	☀	12-16"	18-24"	Rose and cream bicolor	6-8 weeks, July, reblooms	✚✚	
Strawberry Candy	☀	24-30"	18-24"	Strawberry-pink w/rose-red eye & green throat	2-4 weeks, July, reblooms	✚✚	
When My Sweetheart Returns	☀	12-16"	18-24"	Light yellow with ruffles, rose-pink eye	6-8 weeks, June, reblooms	✚✚	
Winner's Portrait	☀	24-30"	18-24"	Ruffled cream-pink and yellow	6-8 weeks, late July	✚✚	
You Are My Sunshine	☀	24-30"	18-24"	Bright gold with red eye and edge	2-4 weeks, June, reblooms	✚✚	

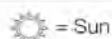
## Perennials Tolerant of Dry Soil Conditions

Agastache ☀	Butterfly Flower ☀	Dianthus ☀	Jupiter's Beard ☀	Oregano ☀	Salvia ☀
Ajania ☀	Candytuft ☀	Evening Primrose ☀	Lamb's Ear ☀	Penstemon ☀	Sedum ☀
Armeria ☀	Coneflower ☀	Gaillardia ☀	Lavender ☀	Pincushion ☀	Snow in Summer ☀
Artemisia ☀	Coral Bells ☀	Gaura ☀	Liatris ☀	Poker Plant ☀	Spurge ☀
Aster ☀	Coreopsis ☀	Geranium ☀	Lily ☀	Pulmonaria ☀	Stokes' Aster ☀
Baby's Breath ☀	Cupid's Dart ☀	Grass, Select Varieties ☀	Lychnis ☀	Rudbeckia ☀	Sunflower ☀
Barrenwort ☀	Daylily ☀	Iris, German Bearded ☀	Obedient Plant ☀	Russian Sage ☀	Yarrow ☀
					Yucca ☀

## Perennials Tolerant of Moist Soil Conditions

Anemone ☀	Bleeding Heart ☀	Foamflower ☀	Hosta ☀	Liatris ☀	Solomon's Seal ☀
Astilbe ☀	Brunnera ☀	Foxglove ☀	Iris, Siberian ☀	Ligularia ☀	Spiderwort ☀
Baptisia ☀	Daylily ☀	Goat's Beard ☀	Jacob's Ladder ☀	Lychnis ☀	Turtlehead ☀
Bee Balm ☀	Fairy Bells, Variegated ☀	Grass, Select Varieties ☀	Joe Pye ☀	Obedient Plant ☀	
Bergenia ☀	Fern ☀	Hibiscus ☀	Lady's Mantle ☀	Pulmonaria ☀	

## SYMBOL KEY



= Sun

These plants need at least 8 hours of direct sunlight.



= Partial Shade

These plants need a minimum of 4 hours of direct sunlight and a maximum of 8 hours. Avoid hot afternoon sun.



= Shade

These plants need less than 4 hours of direct sunlight. Avoid hot afternoon sun.



= Butterfly

These plants attract butterflies.



= Hummingbird

These plants attract hummingbirds.



= Fragrant

These plants have a fragrance.



= New

This plant is new for 2021!

# Grasses

Variety		Height	Spread	Type	Foliage	Bloom Time	Flower Description
<b>Bamboo</b> , Clumping	☀	6-8'	-	Clumping	Long, narrow dark green, red accented stems	-	-
<b>Big Bluestem</b> , Blackhawks	☀	4-5'	18-24"	Clumping	Blue-green turning purple in cool weather	4-6 weeks, August	Purple-red seed heads
Karl's Cousins	☀	4-5'	18-24"	Clumping	Blue-green turning purple in cool weather	4-6 weeks, August	Purple-blue seed heads
Red October	☀	5-6'	18-24"	Clumping	Green turning bright red in cool weather	4-6 weeks, August	Vivid red seed heads
<b>Black Mondo</b> , Ebony Knight	☀	8-12"	12-18"	Slow spreading	Nearly black, shiny	2-4 weeks, August	Dark lavender
<b>Blood</b> , Red Baron	☀	16-20"	12-18"	Slow spreading	Green, bright red tips	-	-
<b>Feather Reed</b> , Caspian ☆	☀	36-42"	30-36"	Clumping	Green matures to bright yellow	4-6 weeks, August	Pink blushed, airy panicles
Fall Blooming	☀	30-36"	24-30"	Clumping	Slender green	2-4 weeks, September	Pink-green plumes; tan seed heads
Karl Foerster	☀	4-5'	30-36"	Clumping	Slender green	8-12 weeks, late May	Rose plumes; tan seed heads
Overdam	☀	24-30"	18-24"	Clumping	Green and white variegated	8-12 weeks, late May	Golden plumes and seed heads
<b>Fescue</b> , Elijah Blue	☀	12-16"	18-24"	Clumping	Fine, light blue	2-4 weeks, May	Tan seed heads
<b>Fountain</b> , Burgundy Bunny	☀	12-16"	12-18"	Clumping	Green with burgundy tips, scarlet in fall	4-6 weeks, August	Cream plumes w/ tan seed heads
Ginger Love	☀	30-36"	30-36"	Clumping	Thin green	4-6 weeks, August	Bottlebrush dark red plumes
Hameln	☀	20-24"	18-24"	Clumping	Thin green	4-6 weeks, August	Silver-rose plumes; tan seed heads
Hush Puppy	☀	20-24"	24-30"	Clumping	Thin green	4-6 weeks, August	Light pink plumes; tan seed heads
Karley Rose	☀	30-36"	24-30"	Clumping	Thin bright green; arching	4-6 weeks, August	Rose foxtail plumes
Little Bunny	☀	8-12"	12-18"	Clumping	Soft textured, dense, dark green	4-6 weeks, August	Fuzzy cream seed heads
Red Head	☀	36-42"	24-30"	Clumping	Thin bright green; arching	4-6 weeks, September	Red bottlebrush plumes
<b>Hakonechloa</b>	☀	12-16"	24-30"	Slow spreading	Bright yellow and green variegated	-	-
All Gold	☀	12-16"	24-30"	Slow spreading	Bright golden	-	-
<b>Little Bluestem</b> , Little Arrow	☀	20-24"	18-24"	Clumping	Green turns bronze in cool weather	4-6 weeks, August	Green and bronze seed heads
Purple Arrow	☀	20-24"	18-24"	Clumping	Purple hues intensify in cool weather	4-6 weeks, August	Silvery seed heads
Standing Ovation	☀	42-48"	8-12"	Clumping	Blue-green transitions to purple w/ red tips	4-6 weeks, August	Tan seed heads
<b>Maiden</b> , All's Spotted	☀	5-6'	3-4'	Clumping	Green with yellow crossbars	4-6 weeks, August	Soft silver-tan plumes
Big Kahuna	☀	8-10'	4-5'	Clumping	Medium green with white center	2-4 weeks, September	Silvery white plumes
Cabaret	☀	5-6'	24-30"	Clumping	Broad with wide white center & green margin	4-6 weeks, September	Pink plumes
Cosmopolitan	☀	6-8'	4-5'	Clumping	Wide; creamy white and dark green striped	4-6 weeks, September	Silvery plumes
Encore	☀	5-6'	3-4'	Clumping	Green with white midribs	4-6 weeks, September	Coppery purple plumes turning tan
Fire Dragon ☆	☀	6-8'	3-4'	Clumping	Green w/ silver stripes, fiery red/orange in fall	4-6 weeks, September	Silvery-tan plumes
Giant	☀	8-10'	4-5'	Clumping	Green	September to frost	Silvery plumes
Gracillimus	☀	5-6'	4-5'	Clumping	Fine, green	4-6 weeks, September	Coppery-red plumes age to beige
Graziella	☀	5-6'	30-36"	Clumping	Fine, green	4-6 weeks, September	Silvery white tassel-like plumes
Little Kitten	☀	30-36"	24-30"	Clumping	Narrow with silver midribs	4-6 weeks, September	White plumes
Little Zebra	☀	30-36"	24-30"	Clumping	Green with yellow crossbars	4-6 weeks, August	Reddish-purple plumes
Malepartus	☀	5-6'	36-48"	Clumping	Broad green with white midrib; bamboo like	4-6 weeks, late August	Pinkish-purple plumes turning silver
Morning Light	☀	42-48"	36-48"	Clumping	Fine, silvery-green	2-4 weeks, October	Reddish-pink plumes
Porcupine	☀	5-6'	4-5'	Clumping	Green with yellow crossbars, held upright	4-6 weeks, September	Copper-silver plumes
Tiger Tail	☀	5-6'	36-48"	Clumping	Green with yellow bands	4-6 weeks, September	Bronze plumes
Variegated	☀	5-6'	4-5'	Clumping	Creamy white and green striped	4-6 weeks, September	Silvery-pink plumes
Zebra	☀	5-6'	36-48"	Clumping	Green w/distinctive bands of yellow; arching	4-6 weeks, September	Bronze-pink plumes
<b>Ravenna</b>	☀	8-10'	4-5'	Clumping	Green	4-6 weeks, September	Tall beige plumes age to white
<b>Sedge</b> , Bowles Golden	☀	8-12"	18-24"	Slow spreading	Brilliant yellow with thin green stripe	-	-
Evercolor Everest	☀	12-16"	12-18"	Slow spreading	Green with white edges, evergreen	-	-
Ice Dance	☀	8-12"	12-18"	Slow spreading	Green edged with pure white	-	-
Red Rooster	☀	20-24"	12-18"	Clumping	Coppery bronze	-	-
<b>Switch</b> , Cheyenne Sky	☀	30-36"	30-36"	Clumping	Blue-green, turning golden in fall	4-6 weeks, June	Burgundy red, airy panicles
Hot Rod	☀	36-42"	18-24"	Clumping	Blue-green to deep maroon	4-6 weeks, August	Red, airy panicles
Northwind	☀	4-5'	30-36"	Clumping	Green, turning bright yellow in fall	2-4 weeks, August	Fine, yellow panicles
Rotstrahlbusch	☀	36-42"	30-36"	Clumping	Blue-green, turning red in fall	2-4 weeks, August	Reddish, airy panicles
Shenandoah	☀	30-36"	30-36"	Clumping	Green with red tips starting in June	4-6 weeks, August	Red, airy panicles
Thundercloud	☀	6-8'	4-5'	Clumping	Blue-green	4-6 weeks, August	Tan panicles

**Perennial Grasses** are an extremely diverse group of plants offering many colors, textures and forms suited to a wide range of growing conditions. Most Perennial Grasses prefer full sun (8 or more hours of direct sunlight), but many grow well in partial shade (4-8 hours of direct sunlight). Grasses with variegated leaves are more tolerant of shade conditions than Grasses with green foliage. The addition of composted manure and sphagnum peat will insure a healthy planting. These products help nurture the plant, hold moisture and aerate the soil. Perennial Grasses should be trimmed to a height of around 4" in April. You may cut them back in the fall but they tend to overwinter better if left standing until spring. Many Grasses hold their shape through the winter months adding interesting contrast, color and sound to the winter garden.

# Perennials Sun A-Z

Plant Name		Height	Spread	Flower Description	Bloom Time	Special Features
<b>AFRICAN LILY</b> , Blue Yonder	☀️	20-24"	18-24"	Dark blue, pendulous	6-8 weeks, July	✚️ Glossy, grass-like foliage.
<b>AGASTACHE</b> , Blue Fortune	☀️	30-36"	18-24"	Deep blue, bottlebrush-like	2-4 weeks, July	✚️✚️✚️ Licorice scent is unbelievable!
<b>ALLIUM</b> , Blue Eddy	☀️	4-6"	8-12"	Clear pink, balloon-shaped	4-6 weeks, July	✚️ Powder blue, twisted foliage.
Blue Twister	☀️	8-12"	8-12"	Lavender-pink, globe shaped	4-6 weeks, July	✚️ Blue-green, corkscrew foliage.
Cosmic Blue	☀️	12-16"	12-18"	Dusky purple, balloon-shaped	4-6 weeks, July	✚️ Powder blue, twisted foliage.
Geisha	★	20-24"	12-18"	Ivory white, balloon-shaped	4-6 weeks, August	Gray-green foliage.
Globemaster	☀️	20-24"	18-24"	Large, lilac-pink, globe shaped	2-4 weeks, May	✚️ Shiny green, strap-like foliage.
Millennium	☀️	12-16"	12-18"	Pink-purple, globe shaped	4-6 weeks, July	✚️ <b>2018 Perennial Plant of the Year!</b>
Serendipity	☀️	16-20"	12-18"	Rosy purple, balloon-shaped	4-6 weeks, July	✚️ Glossy green, strap-like foliage.
<b>ANCHUSA</b> , Blue Angel	☀️	8-12"	12-18"	Bright blue	2-4 weeks, late May	Near true-blue flowers.
<b>ANEMONE</b> , Curtain Call Deep Rose	☀️	12-16"	12-18"	Rose, semi-double	4-6 weeks, late August	✚️ Great late summer and fall color!
Curtain Call Pink	☀️	16-20"	12-18"	Bright rose pink, semi-double	4-6 weeks, September	✚️ Great late summer and fall color!
Japanese, Fantasy Cinderella	☀️	16-20"	18-24"	Pink, single	2-4 weeks, September	✚️ Great late summer and fall color!
Japanese, September Charm	☀️	24-30"	18-24"	Silver-rose, single	2-4 weeks, September	✚️ Great late summer and fall color!
Lucky Charm	☀️	30-36"	12-18"	Pink, single	2-4 weeks, September	✚️ Great late summer and fall color!
Wild Swan	☀️	16-20"	12-18"	Large, white	6-8 weeks, July	✚️ Great mid summer and fall color!
<b>ARMERIA</b> , Bloodstone	☀️	8-12"	12-18"	Rosy-red, pom-pom shaped	4-6 weeks, June	✚️ Grass-like mounds, may remain evergreen.
<b>ARTEMISIA</b> , Silver Brocade	☀️	8-12"	12-18"	-	-	Silvery-gray, deeply cut, interesting foliage.
Silvermound	☀️	8-12"	18-24"	-	-	Fine, silver-gray foliage.
<b>ASTER</b> , Believer	☀️	16-20"	18-24"	Dark blue with yellow eye	2-4 weeks, August	✚️
Dragon	☀️	16-20"	18-24"	Light blue with yellow eye	2-4 weeks, August	✚️
Magic	☀️	16-20"	18-24"	Purple with yellow eye	2-4 weeks, August	✚️
October Skies	☀️	16-20"	18-24"	Lavender-blue with yellow eye	2-4 weeks, August	✚️
Pink Magic	☀️	16-20"	18-24"	Pink with yellow eye	2-4 weeks, August	✚️
Wood's Light Blue	☀️	12-16"	18-24"	Light blue	2-4 weeks, August	✚️
Wood's Purple	☀️	12-16"	18-24"	Purple-blue	2-4 weeks, August	✚️
<b>BABY'S BREATH</b> , Festival Star	☀️	12-16"	8-12"	Large white	8-12 weeks, May	✚️ Long lasting flowers, good cut flower.
Summer Sparkles	☀️	24-30"	30-36"	Bright white, semi-double	4-6 weeks, late June, reblooms	✚️ Good cut flower.
<b>BACHELOR BUTTON</b> , Blue	☀️	20-24"	18-24"	Dark blue	2-4 weeks, June	✚️ Old-fashioned favorite for cut flower bouquets.
<b>BALLOON FLOWER</b> , Sentimental Blue	☀️	6-8"	12-18"	Large, blue, balloon-shaped	4-6 weeks, July	✚️✚️ Excellent border or rock garden plant!
<b>BAPTISIA</b>	☀️	36-42"	30-36"	Blue, pea-shaped	2-4 weeks, June	✚️ Blue-green, delicate foliage. Good cut flower.
<b>BEAR'S BREECH</b> , Hungarian	☀️	20-24"	24-30"	Purple/white/pink spikes	2-4 weeks, late June	✚️ Spiny foliage up to two feet.
<b>BEE BALM</b> , Gardenview Scarlet	☀️	30-36"	24-30"	Rich red	2-4 weeks, July	✚️✚️✚️
Raspberry Wine	☀️	30-36"	24-30"	Wine-red	2-4 weeks, July	✚️✚️✚️
Sugar Buzz Bubblegum Blast	☀️	20-24"	30-36"	Hot pink	2-4 weeks, July	✚️✚️✚️
Sugar Buzz Grape Gumball	☀️	20-24"	18-24"	Vibrant purple	2-4 weeks, July	✚️✚️✚️
Sugar Buzz Lilac Lollipop	☀️	16-20"	12-18"	Lavender-lilac	2-4 weeks, July	✚️✚️✚️
Sugar Buzz Pink Frosting	☀️	12-16"	18-24"	Pastel pink	2-4 weeks, July	✚️✚️✚️
Sugar Buzz Rockin Raspberry	☀️	16-20"	12-18"	Deep raspberry purple	2-4 weeks, July	✚️✚️✚️
<b>BELLFLOWER</b> , Birch Hybrid	☀️	6-8"	8-12"	Pale blue, bell-shaped	4-6 weeks, June	✚️✚️ Trailing. Good for rock wall or steep slope.
Blue Waterfall	☀️	6-8"	18-24"	Blue with white, bell-shaped	4-6 weeks, June	Excellent border or rock garden plant.
Peachleaf, Takion Blue	☀️	16-20"	12-18"	Lavender-blue, bell-shaped	4-6 weeks, June	✚️✚️ Good cut flower.
Rapido Blue	☀️	6-8"	6-8"	Medium blue, bell-shaped	8-12 weeks, June	✚️ Deadhead for more blooms.
Rapido White	☀️	6-8"	6-8"	White, bell-shaped	8-12 weeks, June	✚️ Deadhead for more blooms.
<b>BETONY</b> , Hummelo	☀️	16-20"	12-18"	Lavender-rose spikes	4-6 weeks, June	✚️✚️ <b>2019 Perennial Plant of the Year!</b>
<b>BLUE-EYED GRASS</b> , Lucerne	☀️	8-12"	8-12"	Bright blue, star-shaped	6-8 weeks, May	✚️ Great along walkways and in rock gardens.
<b>BLUE STAR</b> , Blue Ice	☀️	24-30"	24-30"	Sky blue, star-shaped	2-4 weeks, June	✚️ Bright yellow fall color.
Storm Cloud	☀️	24-30"	36-48"	Periwinkle-blue, star-shaped	4-6 weeks, June	✚️ Native North American perennial.
<b>CALAMINT</b> , Montrose White	☀️	12-16"	18-24"	White plumes	8-12 weeks, June	✚️✚️✚️ Shiny green, mint scented foliage.
<b>CANDYTUFT</b> , Alexander's White	☀️	8-12"	12-18"	White	2-4 weeks, late April	✚️✚️ Excellent border or rock garden plant.
Snow Cone	☀️	8-12"	12-18"	White	2-4 weeks, April	✚️✚️ Excellent border or rock garden plant.
<b>CATMINT</b> , Blue Prelude	☀️	12-16"	18-24"	Periwinkle-blue	6-8 weeks, July	✚️✚️✚️ Dark green, mint scented foliage.
Purrsian Blue	☀️	12-16"	18-24"	Periwinkle-blue	6-8 weeks, July	✚️✚️✚️ Dark green, mint scented foliage.
Walker's Jr.	☀️	12-16"	18-24"	Lavender-blue	4-6 weeks, June, reblooms	✚️✚️✚️ Cut back by 2/3 for second bloom.
Walker's Low	☀️	12-16"	18-24"	Lavender-blue	4-6 weeks, June, reblooms	✚️✚️✚️ Long blooming with fragrant foliage.

## Searching for a Specific Plant?
























































### Check out our Plant Library at [bordines.com](https://bordines.com)

More detailed information on all of our plants can be found here!



SCAN ME!

# Perennials Sun A-Z

Plant Name	Height	Spread	Flower Description	Bloom Time	Special Features
<b>COLUMBINE</b> , Earlybird Purple Blue 	8-12"	8-12"	Purple-blue with white center	2-4 weeks, May	
Earlybird Red Yellow 	8-12"	8-12"	Red with white center	2-4 weeks, May	
Kirigami Deep Blue and White 	20-24"	12-18"	Blue with white center	2-4 weeks, May	
Kirigami Red and White 	20-24"	12-18"	Red with white center	2-4 weeks, May	
Kirigami Rose Pink 	20-24"	12-18"	Rose with light pink center	2-4 weeks, May	
Kirigami Yellow 	20-24"	12-18"	Yellow	2-4 weeks, May	
Spring Magic Blue and White 	12-16"	12-18"	Blue with white center	2-4 weeks, May	
Spring Magic Rose and White 	12-16"	12-18"	Rose with white center	2-4 weeks, May	
Spring Magic Yellow 	12-16"	12-18"	Yellow	2-4 weeks, May	
<b>CONEFLOWER</b> , Artisan Red Ombre 	12-16"	18-24"	Red, softening with age	4-6 weeks, June	
Cheyenne Spirit 	24-30"	18-24"	Red, yellow, orange and white	6-8 weeks, July	
Delicious Candy 	20-24"	12-18"	Deep pink, double	6-8 weeks, July	
Glowing Dream 	20-24"	18-24"	Watermelon-coral	8-12 weeks, July	
Kismet Intense Orange 	12-16"	18-24"	Vivid orange shades	4-6 weeks, June	
Kismet Raspberry 	12-16"	18-24"	Deep raspberry	4-6 weeks, June	
Kismet Yellow 	12-16"	18-24"	Golden yellow	4-6 weeks, June	
Orange Skipper 	16-20"	18-24"	Neon tangerine orange	4-6 weeks, late July	
PowWow White 	20-24"	18-24"	White	4-6 weeks, July	
PowWow Wild Berry 	20-24"	18-24"	Rose-purple	4-6 weeks, July	
Purple, Rubinstern 	30-36"	18-24"	Carmine-red	4-6 weeks, July	
Sombrero Adobe Orange 	20-24"	18-24"	Bright orange	2-4 weeks, late July	
Sombrero Baja Burgundy 	16-20"	18-24"	Burgundy-red	8-12 weeks, June	
Sombrero Blanco 	16-20"	18-24"	White	8-12 weeks, June	
Sombrero Granada Gold 	16-20"	18-24"	Rich golden yellow	8-12 weeks, June	
Sombrero Lemon 	20-24"	18-24"	Lemon yellow	8-12 weeks, June	
Sombrero Salsa 	20-24"	18-24"	Red	8-12 weeks, June	
Sombrero Sangrita 	16-20"	18-24"	Orange, maturing to red	2-4 weeks, July	
Sombrero Tres Amigos 	16-20"	18-24"	Peachy-coral	8-12 weeks, June	
<b>COREOPSIS</b> , American Dream 	12-16"	12-18"	Rose-pink	4-6 weeks, June	
Double the Sun 	12-16"	12-18"	Golden yellow, semi-double	8-12 weeks, June	
Flower Tower 	6-8"	36-48"	Golden-yellow, daisy-like	4-6 weeks, late July	
Lil Bang Red Elf 	8-12"	12-18"	Burgundy-red with yellow eye	6-8 weeks, June	
Sun Kiss 	12-16"	12-18"	Golden yellow with red center	6-8 weeks, late June	
Uptick Gold Bronze 	12-16"	12-18"	Gold with bronze eye	8-12 weeks, June	
Uptick Yellow Red 	12-16"	12-18"	Yellow with red eye	8-12 weeks, June	
Zagreb 	12-16"	12-18"	Golden yellow	6-8 weeks, June	
<b>CROCOSMIA</b> , Lucifer 	30-36"	24-30"	Flame-red, trumpet-shaped	2-4 weeks, late July	
Walberton Yellow 	20-24"	12-18"	Orange-yellow, trumpet-shaped	4-6 weeks, late July	
<b>CUPID'S DART</b> 	16-20"	12-18"	Vibrant blue, daisy-like	4-6 weeks, June	
<b>DAISY</b> , Montauk 	20-24"	18-24"	White with yellow center	4-6 weeks, October	
Shasta, Banana Cream 	16-20"	18-24"	Large, light yellow	2-4 weeks, late June	
Becky 	30-36"	18-24"	Large, white with yellow center	2-4 weeks, late June	
Daisy May 	12-16"	18-24"	White with yellow center	6-8 weeks, late June	
Freak! 	8-12"	18-24"	White with yellow center	2-4 weeks, late June	
Ice Cream Dream 	8-12"	12-18"	White, double	2-4 weeks, June	
Madonna 	8-12"	8-12"	White with yellow center	4-6 weeks, late June	
Snowcap 	12-16"	18-24"	White with yellow center	2-4 weeks, late June	
<b>DELPHINIUM</b> , Aurora Blue	36-42"	18-24"	Blue spikes	4-6 weeks, June, reblooms	
Aurora Deep Purple	36-42"	18-24"	Dark purple spikes	4-6 weeks, June, reblooms	
Aurora Lavender	36-42"	18-24"	Lavender spikes	4-6 weeks, June, reblooms	
Aurora Light Blue	36-42"	18-24"	Light blue spikes	4-6 weeks, June, reblooms	
Guardian White	30-36"	18-24"	White spikes	4-6 weeks, June	
Summer Blues	8-12"	12-18"	Blue	6-8 weeks, June, reblooms	
Summer Nights	8-12"	12-18"	Blue	6-8 weeks, June, reblooms	

Columbine is an easy to grow perennial, adding beautiful color to the spring garden. Deadheading encourages the plant to produce more blooms!

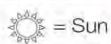
Large, daisy-like flowers provide a long display of color late in summer, continuing into fall. The flower petals reflex downward to show off its stunning cone-like center, which butterflies and hummingbirds love. Once established these beauties are heat and drought tolerant. Instead of deadheading, leave the seed heads standing to provide winter interest and a winter food source for finches and other birds.

The daisy-like flowers of Coreopsis attract lots of butterflies to the garden and make an excellent cut flower. Deadhead as needed to keep them blooming for weeks or cut back the entire plant by 2/3 for a second bloom.

Broad, sword like foliage. Mulch in winter.  
Broad, sword like foliage. Mulch in winter.  
Good cut flower. Drought tolerant once established.  
Excellent late season color.  
Deadhead to produce more blooms.  
Deadhead to produce more blooms.  
Deadhead to produce more blooms.  
Unique, fluffy white flowers.  
Pom-pom like flowers with a yellow center.  
Compact, dwarf habit.  
Forms very compact mounds of flowers.

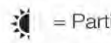
Nothing compares to the tall spikes of gorgeous Delphinium flowers in the garden! They are an excellent choice for the center of island beds or the back of a border. Delphinium flowers also make a bold statement in cut flower arrangements!

## SYMBOL KEY



= Sun

These plants need at least 8 hours of direct sunlight.



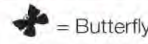
= Partial Shade

These plants need a minimum of 4 hours of direct sunlight and a maximum of 8 hours. Avoid hot afternoon sun.



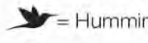
= Shade

These plants need less than 4 hours of direct sunlight. Avoid hot afternoon sun.



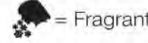
= Butterfly

These plants attract butterflies.



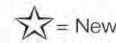
= Hummingbird

These plants attract hummingbirds.



= Fragrant

These plants have a fragrance.



= New

This plant is new for 2021!

Due to the possibility of conditions beyond our control, Bordine's reserves the right to be out of any item at any time.

# Perennials Sun A-Z

Plant Name		Height	Spread	Flower Description	Bloom Time	Special Features
<b>DIANTHUS</b> , Cute as a Button	☼	6-8"	8-12"	Bright pink with deep red eye	4-6 weeks, June	☼☼☼
Double Bubble	☼☼	8-12"	8-12"	Medium pink, double	2-4 weeks, June	☼☼☼
Early Bird Chili	☼	6-8"	12-18"	Dark coral, double	8-12 weeks, May	☼☼☼
Early Bird Fizzy	☼	8-12"	12-18"	Lavender with maroon eye, double	8-12 weeks, May	☼☼☼
Early Bird Frosty	☼	6-8"	12-18"	Creamy white with ruffled edge	8-12 weeks, May	☼☼☼
Early Bird Radiance	☼	6-8"	12-18"	Red, double	8-12 weeks, May	☼☼☼
Electric Red	☼☼	8-12"	12-18"	Red fringed	2-4 weeks, June	☼☼☼
Frosty Fire	☼	4-6"	12-18"	Red, double	2-4 weeks, June	☼☼☼
Fruit Punch Cherry Vanilla	☼	8-12"	12-18"	Red with pink edge, double	6-8 weeks, June	☼☼☼
Fruit Punch Classic Coral	☼	8-12"	12-18"	Coral-pink, double	6-8 weeks, June	☼☼☼
Fruit Punch Cranberry Cocktail	☼	8-12"	12-18"	Magenta pink, double	8-12 weeks, June	☼☼☼
Fruit Punch Maraschino	☼	8-12"	12-18"	Red, semi-double	8-12 weeks, June	☼☼☼
Fruit Punch Spiked Punch	☼	8-12"	12-18"	Fuchsia-pink, double	8-12 weeks, June	☼☼☼
Goody Gumdrops	★☼	8-12"	12-18"	Fuchsia-pink, semi-double	6-8 weeks, June	☼☼☼
Kahori	☼	6-8"	12-18"	Pink, semi-double	6-8 weeks, June	☼☼☼
Paint the Town Fuchsia	☼	6-8"	12-18"	Pink with lavender center	6-8 weeks, June	☼
Paint the Town Magenta	☼	6-8"	12-18"	Vibrant magenta pink	6-8 weeks, June	☼
Rockin Pink Magic	☼	20-24"	8-12"	Opens white, matures to pink/rose	6-8 weeks, May	☼☼☼
Rockin Purple	☼	20-24"	8-12"	Plum-purple, fringed	4-6 weeks, May	☼☼☼
Rockin Red	☼☼	20-24"	8-12"	Scarlet, frilled	6-8 weeks, May	☼☼☼
Sweet William	☼	8-12"	12-18"	Mixed colors, double	2-4 weeks, late May	☼☼ Biennial. Great for rock gardens.
Telstar Picotee	☼	8-12"	12-18"	Red with white edges	4-6 weeks, June	☼☼ Deadhead to produce more blooms.
Telstar Pink	☼	8-12"	12-18"	Pink	4-6 weeks, June	☼☼ Deadhead to produce more blooms.
Telstar Purple	☼	8-12"	12-18"	Purple	4-6 weeks, June	☼☼ Deadhead to produce more blooms.
Telstar Scarlet	☼	8-12"	12-18"	Scarlet	4-6 weeks, June	☼☼ Deadhead to produce more blooms.
<b>EVENING PRIMROSE</b> , Missouri	☼☼	12-16"	18-24"	Bright yellow	4-6 weeks, June	☼☼ Trailing habit.
Siskiyou	☼☼	12-16"	18-24"	Bright pink	4-6 weeks, June	☼☼ Trailing habit.
<b>FOXGLOVE</b> , Camelot Lavender	☼☼	36-42"	18-24"	Lavender with purple spots	2-4 weeks, late June	☼ Flowers reliably every year!
Camelot Rose	☼☼	36-42"	18-24"	Rose with purple spots	2-4 weeks, late June	☼ Flowers reliably every year!
Camelot White	☼☼	36-42"	18-24"	White with purple spots	2-4 weeks, late June	☼ Flowers reliably every year!
Dalmatian Rose	☼☼	20-24"	18-24"	Pink-rose with purple spots	2-4 weeks, late June	☼ Flowers reliably every year!
Pink Perennial	☼☼	30-36"	18-24"	Strawberry pink with red markings	2-4 weeks, June	☼ Good cut flower. Deadhead for more blooms.
<b>GAILLARDIA</b> , Arizona Apricot	☼	8-12"	12-18"	Apricot with yellow edge	6-8 weeks, June	☼
Arizona Sun	☼	8-12"	12-18"	Red and yellow	6-8 weeks, June	☼
Mesa Bright Bicolor	☼	16-20"	18-24"	Yellow with red center	6-8 weeks, June	☼
Mesa Peach	☼	16-20"	18-24"	Yellow with peach tones	6-8 weeks, June	☼
Mesa Yellow	☼	16-20"	18-24"	Yellow	6-8 weeks, June	☼
Spintop Red	☼	8-12"	12-18"	Red	6-8 weeks, June	☼
<b>GAURA</b> , Cherry Brandy	☼	30-36"	18-24"	Two-tone pink	6-8 weeks, June	☼ Cut back by 2/3 for second bloom.
Snow Fountain	☼	30-36"	18-24"	White	8-12 weeks, May	☼ Cut back by 2/3 for second bloom.
<b>GERANIUM</b> , Dark Reiter	☼☼	8-12"	8-12"	Lilac-blue	6-8 weeks, late May	☼ Cut back by 2/3 for second bloom.
Pink Summer	☼☼	8-12"	12-18"	Light pink	4-6 weeks, June	☼ Cut back by 2/3 for second bloom.
Rozanne	☼☼	20-24"	24-30"	Violet-blue	8-12 weeks, June	☼ Great long bloomer for summer!
Vision Light Pink	☼☼	12-16"	12-18"	Light pink	6-8 weeks, May	☼ Cut back by 2/3 for second bloom.
Vision Violet	☼☼	12-16"	12-18"	Violet	6-8 weeks, May	☼ Cut back by 2/3 for second bloom.
<b>GEUM</b> , Sangria	☼	24-30"	24-30"	Vivid red, semi-double and single	6-8 weeks, May	☼☼ Green, fan-shaped foliage.
<b>GOLDENROD</b> , Little Lemon	☼	8-12"	12-18"	Yellow	4-6 weeks, August	☼ Heat, wind and drought tolerant.
<b>HELEN'S FLOWER</b> , Short 'n' Sassy	☼	12-16"	18-24"	Bright gold and orange	6-8 weeks, June	☼☼ Short and compact variety.
<b>HIBISCUS</b> , Airbrush Effect	★☼	42-48"	4-5'	Pink-white with red eye	6-8 weeks, July	☼☼
Candy Crush	☼	4-5'	36-48"	Bubblegum pink with dark eye	6-8 weeks, late July	☼☼
Edge of Night	★☼	36-42"	30-36"	Bubblegum pink with dark veining	6-8 weeks, late July	☼☼
French Vanilla	★☼	3-4'	36-48"	Creamy yellow with red eye	6-8 weeks, late July	☼☼
Luna Pink Swirl	☼	30-36"	18-24"	White w/ pink edges, dark red eye	6-8 weeks, late July	☼☼
Luna Red	☼	30-36"	18-24"	Deep burgundy-red	6-8 weeks, late July	☼☼
Luna Rose	☼	30-36"	18-24"	Large, rose	6-8 weeks, late July	☼☼
Starry Starry Night	☼	3-4'	36-48"	Large, pale pink to dark pink	6-8 weeks, late July	☼☼
Summer in Paradise	☼	36-42"	36-48"	Large, pink with red eye	6-8 weeks, July	☼☼
Summerific Ballet Slippers	☼	4-5'	36-48"	White with red eye, pink edges	6-8 weeks, late July	☼☼
Summerific Berry Awesome	☼	4-5'	4-5'	Large, lavender-pink with red eye	6-8 weeks, late July	☼☼
Summerific Cherry Choco Latte	☼	42-48"	36-48"	Large, white with deep pink veins	6-8 weeks, July	☼☼
Summerific Cranberry Crush	☼	30-36"	36-48"	Large, deep scarlet red	6-8 weeks, late July	☼☼
Summerific Holy Grail	☼	4-5'	4-5'	Large, deep red	6-8 weeks, late July	☼☼
Summerific Perfect Storm	☼☼	30-36"	4-5'	White w/ red eye and pink streaks	6-8 weeks, late July	☼☼
Summerific Spiderella	☼	4-5'	4-5'	White with pink edges, dark eye	6-8 weeks, late July	☼☼

The short height and compact habit of Dianthus make it the perfect choice for rock gardens and borders! Many long blooming varieties add color to the garden for more than 6 weeks in summer and even longer if deadheaded. Its beautiful gray-green or blue-green, evergreen foliage provides color all season long! This low maintenance plant is drought tolerant once established and is a favorite for sunny areas.

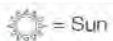
Also known as Blanket Flower, this summer blooming favorite is covered with bold, daisy-like flowers. Once established it requires little care and is heat tolerant. Deadhead after flowering to produce more blooms.

Huge, dinner-plate size flowers! Remember: In Spring, cut back any remaining stems before new growth appears. Hibiscus don't start growing until late May or beginning of June. They require a little bit of patience, but will not disappoint you in late summer when their glorious blooms take your breath away!

# Perennials Sun A-Z

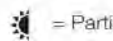
Plant Name		Height	Spread	Flower Description	Bloom Time	Special Features
<b>HOLLYHOCK</b> , Chater's Double Purple	☀	4-5'	18-24"	Purple, double	4-6 weeks, July	✚✚
Chater's Double Red	☀	4-5'	18-24"	Red, double	4-6 weeks, July	✚✚
Chater's Double Rose	☀	4-5'	18-24"	Rose, double	4-6 weeks, July	✚✚
Chater's Double Yellow	☀	4-5'	18-24"	Yellow, double	4-6 weeks, July	✚✚
Fiesta Time	☀	30-36"	18-24"	Fringed pink, double	4-6 weeks, July	✚✚
Mars Magic	☀	5-6'	18-24"	Red, single	4-6 weeks, July	✚✚
Zebrina	☀	42-48"	18-24"	Purple and cream bi-color	4-6 weeks, July	✚✚
<b>IRIS</b> , Belamcanda, Freckle Face	☀	20-24"	12-18"	Orange-gold with red speckling	2-4 weeks, July	✚✚
<b>Dwarf Crested</b> , Sam's Mini	★☀	2-4"	8-12"	Blue-violet with yellow/white crests	2-4 weeks, May	✚
<b>German Bearded</b> , Beverly Silks	☀	30-36"	12-18"	Coral pink	2-4 weeks, May, reblooms	✚✚
Glowing Seraphin	★☀	30-36"	12-18"	White with orange beard	2-4 weeks, May, reblooms	✚✚
Harvest of Memories	☀	36-42"	12-18"	Bright yellow	2-4 weeks, May, reblooms	✚✚
Hemstitched	☀	30-36"	18-24"	White with blue rim	2-4 weeks, May	✚✚✚
Immortality	☀	24-30"	12-18"	White	2-4 weeks, late May, reblooms	✚✚✚
Jurassic Park	☀	30-36"	12-18"	Yellow with purple falls	2-4 weeks, May	✚✚
Latest Style	★☀	20-24"	8-12"	White with purple falls	2-4 weeks, May	✚✚
Maid of Orange	★☀	20-24"	18-24"	Orange with darker beard	2-4 weeks, May	✚✚
On Edge	★☀	30-36"	18-24"	Lavender w/ white falls, purple edge	2-4 weeks, May	✚✚
Speeding Again	☀	36-42"	12-18"	Blue-violet	2-4 weeks, May, reblooms	✚✚
Superstition	☀	30-36"	12-18"	Near black	2-4 weeks, May	✚✚
Violet Turner	☀	30-36"	12-18"	Lavender with violet purple falls	2-4 weeks, May, reblooms	✚✚
<b>Pallida</b> , Variegated	☀	24-30"	18-24"	Lavender-blue	2-4 weeks, May	✚✚✚ Silver-green/cream foliage.
<b>Siberian</b> , Caesar's Brother	☀	30-36"	18-24"	Deep blue	2-4 weeks, June	Vivid flower color. Good cut flower.
<b>JOE PYE</b> , Chocolate	☀	36-42"	24-30"	White	2-4 weeks, late August	✚ Dark chocolate-burgundy foliage.
Gateway	☀	4-5'	30-36"	Huge lavender	2-4 weeks, August	✚ Huge plant makes a bold statement.
<b>JUPITER'S BEARD</b>	☀	30-36"	30-36"	Pale red to deep crimson	4-6 weeks, late June	✚✚✚ Deadhead to produce more blooms.
<b>KALIMERIS</b> , Blue Star	☀	12-16"	12-18"	Light blue with yellow center	4-6 weeks, June	Deadhead to produce more blooms.
<b>KNAUTIA</b> , Thunder and Lightning	☀	12-16"	18-24"	Purple-red	2-4 weeks, late July	✚ Green and cream variegated foliage.
<b>LADY'S MANTLE</b> , Thriller	☀	16-20"	24-30"	Yellow	2-4 weeks, June	Ruffled, serrated foliage.
<b>LAMB'S EAR</b> , Big Ears	☀	8-12"	12-18"	Non-flowering form	-	Large, fuzzy silver foliage. Kids love it!
<b>LAVENDER</b> , Hidcote Blue	☀	12-16"	18-24"	Deep purple	6-8 weeks, June	✚✚✚ Gray-green foliage, very fragrant.
Munstead	☀	16-20"	18-24"	Lavender	6-8 weeks, June	✚✚✚ Gray-green foliage, very fragrant.
Phenomenal	☀	24-30"	24-30"	Purple	6-8 weeks, June	✚✚✚ Gray-green foliage, very fragrant.
Super Blue	☀	12-16"	18-24"	Blue	6-8 weeks, June	✚✚✚ Gray-green foliage, very fragrant.
Sweet Romance	☀	12-16"	12-18"	Blue-purple	6-8 weeks, June	✚✚✚ Gray-green foliage, very fragrant.
<b>LEOPARD'S BANE</b> , Little Leo	☀	12-16"	12-18"	Yellow	2-4 weeks, late April	✚ Needle shaped flower petals.
<b>LIATRIS</b> , Kobold Original	☀	24-30"	18-24"	Purple-rose spikes	4-6 weeks, July	✚✚ Cut back by 2/3 for second bloom.
<b>LUPINE</b> , Gallery Blue	☀	30-36"	18-24"	Blue spikes	2-4 weeks, June	✚✚ Deadhead to produce more blooms.
Gallery Pink	☀	30-36"	18-24"	Pink spikes	2-4 weeks, June	✚✚ Deadhead to produce more blooms.
Gallery Red	☀	30-36"	18-24"	Red spikes	2-4 weeks, June	✚✚ Deadhead to produce more blooms.
Staircase Mix	☀	30-36"	18-24"	Assorted color spikes	2-4 weeks, June	✚✚ Deadhead to produce more blooms.
<b>LYCHNIS</b> , Gardener's World	☀	24-30"	18-24"	Magenta-red, double	4-6 weeks, July	✚ Silver foliage contrasts well with red flowers.
<b>MILKWEED</b> , Butterfly Flower	☀	24-30"	12-18"	Brilliant orange	2-4 weeks, July	✚✚ <b>2017 Perennial Plant of the Year!</b>
Swamp Cinderella	☀	42-48"	18-24"	Rose-pink clusters	8-12 weeks, June	✚✚✚ Butterflies love the vanilla fragrance.
<b>OBEDIENT PLANT</b> , Crystal Peak White	★☀	12-16"	18-24"	White, snapdragon-like	2-4 weeks, July	✚✚ Clumping type.
Pink Manners	☀	30-36"	18-24"	Lavender-pink, snapdragon-like	2-4 weeks, July	✚ Clumping type.
<b>OREGANO</b> , Ornamental, Kent Beauty	☀	4-6"	12-18"	Dusty rose to mauve	4-6 weeks, July	✚ Blue-green foliage; resembles Eucalyptus.
<b>PENSTEMON</b> , Blackbeard	☀	30-36"	18-24"	Lilac-purple	2-4 weeks, June	✚ Dark eggplant purple foliage.
Dark Towers	☀	30-36"	24-30"	Pink	4-6 weeks, July	✚ Bronze-red foliage.
Onyx and Pearls	☀	36-42"	30-36"	Soft lavender with white interior	2-4 weeks, June	✚ Deep burgundy foliage.
Pristine Deep Rose	☀	12-16"	12-18"	Deep rose	4-6 weeks, June	✚✚ Deadhead to produce more blooms.
Pristine Lilac Purple	☀	12-16"	12-18"	Deep purple	4-6 weeks, June	✚✚ Deadhead to produce more blooms.
Rondo Mix	☀	16-20"	12-18"	Shades of purple, pink and white	2-4 weeks, June	✚✚ Deadhead to produce more blooms.

## SYMBOL KEY



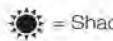
= Sun

These plants need at least 8 hours of direct sunlight.



= Partial Shade

These plants need a minimum of 4 hours of direct sunlight and a maximum of 8 hours. Avoid hot afternoon sun.



= Shade

These plants need less than 4 hours of direct sunlight. Avoid hot afternoon sun.



= Butterfly

These plants attract butterflies.



= Hummingbird

These plants attract hummingbirds.



= Fragrant

These plants have a fragrance.



= New

This plant is new for 2021!

# Perennials Sun A-Z

Plant Name		Height	Spread	Flower Description	Bloom Time		Special Features
<b>PEONY, Bowl of Beauty</b>	☀	30-36"	30-36"	Pink with pale yellow center	2-4 weeks, late May		<p>Peonies are one of the most beloved plants in the garden! Their huge, showy blooms are often fragrant and always stunning; making excellent cut flowers! The sturdy shrub-like stems make a handsome, dark green background for your garden throughout the season. Don't worry about the ants, they are merely attracted to the sweet sap on the flower buds. They will not harm your plant nor will they pollinate it, like many people think. Itoh, or Intersectional Peonies, are a cross between a Herbaceous and Tree Peony. They have large flowers and strong stems but die back to ground level every year. Tree Peonies have gorgeous flowers that make a huge statement in the garden! They do not die back to the ground in winter as other Peonies do and therefore do not need to be cut back.</p>
Bowl of Cream	☀	30-36"	30-36"	Pure white, double	2-4 weeks, late May	☀	
Dr. Alexander Fleming	☀	30-36"	30-36"	Pink, double	2-4 weeks, June	☀☀	
Duchess de Nemours	☀	30-36"	30-36"	Large white, double	2-4 weeks, late May		
Felix Crousse	☀	30-36"	30-36"	Ruby red, double	2-4 weeks, late May		
Felix Supreme	☀	30-36"	30-36"	Large red, double	2-4 weeks, late May		
Festiva Maxima	☀	30-36"	30-36"	White flecked with red, double	2-4 weeks, late May		
Kansas	☀	30-36"	30-36"	Large watermelon red, double	2-4 weeks, late May		
Karl Rosenfield	☀	30-36"	30-36"	Velvety purple-red, double	2-4 weeks, late May		
Krinkled White	☀	30-36"	30-36"	Large white, single	2-4 weeks, late May		
Lady Alexandra Duff	☀	30-36"	30-36"	Large soft pink, double	2-4 weeks, June	☀☀	
Purple Spider	★☀	30-36"	30-36"	Violet-pink w/ white accents, double	2-4 weeks, late May	☀☀☀	
Raspberry Sundae	☀	30-36"	30-36"	White w/ pink streaks, semi-double	2-4 weeks, late May	☀	
Red Charm	☀	30-36"	30-36"	Large red, double	2-4 weeks, May	☀	
Sarah Bernhardt	☀	30-36"	30-36"	Appleblossom pink, double	2-4 weeks, June		
Shirley Temple	☀	30-36"	30-36"	Light pink matures to white, double	2-4 weeks, May	☀	
Victoire de la Marne	☀	30-36"	30-36"	Bright fuchsia-red, double	2-4 weeks, June	☀☀	
<b>Itoh, Bartzella</b>	☀	30-36"	30-36"	Yellow, double	2-4 weeks, June	☀☀	
Canary Brilliants	☀	30-36"	30-36"	Large yellow, semi-double	2-4 weeks, June	☀☀	
Cora Louise	☀	30-36"	30-36"	White with lavender center	2-4 weeks, June	☀☀	
First Arrival	☀	30-36"	30-36"	Pink-lavender, double	2-4 weeks, June	☀	
Garden Treasure	☀	30-36"	30-36"	Yellow w/ red center, semi-double	2-4 weeks, June	☀☀	
Julia Rose	☀	30-36"	30-36"	Apricot fading to yellow, double	2-4 weeks, June	☀☀	
Morning Lilac	★☀	30-36"	30-36"	Lavender pink, single to semi-double	2-4 weeks, June	☀☀	
Scarlet Heaven	☀	30-36"	30-36"	Ruby red, semi-double	2-4 weeks, June	☀	
<b>Tree, Hanakisoi</b>	☀	36-42"	36-48"	Apricot-pink, semi-double	2-4 weeks, May		
High Noon	☀	4-5'	36-48"	Large yellow, double	2-4 weeks, May	☀	
Houki	☀	4-5'	36-48"	Ruby-red, semi-double	2-4 weeks, May	☀	
Kao	☀	3-4'	30-36"	Bright red, double	2-4 weeks, May	☀☀☀	
Renkaku	☀	4-5'	36-48"	White, semi-double	2-4 weeks, May		
Shikoh	☀	36-42"	36-48"	Pink, semi-double	2-4 weeks, June		
Shimadaijin	☀	3-4'	36-48"	Purple-magenta, semi-double	2-4 weeks, May		
Shimanishiki	☀	4-5'	36-48"	Red and white, double	2-4 weeks, May	☀	
Yachiyotsubaki	☀	4-5'	36-48"	Salmon-pink, semi-double	2-4 weeks, May	☀☀	
<b>PHLOX, Garden, Bright Eyes</b>	☀	30-36"	18-24"	Pink with red eye	2-4 weeks, July	☀☀☀	Extremely resistant to powdery mildew.
Bubble Gum Pink	☀	16-20"	18-24"	Pink with dark pink eye	4-6 weeks, July	☀☀☀	Extremely resistant to powdery mildew.
Coral Crème Drop	☀	16-20"	18-24"	Coral with rosy eyes	4-6 weeks, July	☀☀☀	Extremely resistant to powdery mildew.
Cotton Candy	☀	16-20"	18-24"	Lavender-pink with dark pink eye	4-6 weeks, July	☀☀☀	Extremely resistant to powdery mildew.
Cover Girl	☀	30-36"	18-24"	Lavender-violet	2-4 weeks, July	☀☀☀	Extremely resistant to powdery mildew.
Fashionably Early Flamingo	★☀	30-36"	24-30"	Lavender-pink	4-6 weeks, June	☀☀☀	Extremely resistant to powdery mildew.
Fashionably Early Princess	☀	30-36"	24-30"	Fuchsia-pink with dark pink eye	2-4 weeks, June	☀☀☀	Extremely resistant to powdery mildew.
Flame Pink	☀	16-20"	18-24"	Pink with dark pink eye	2-4 weeks, July	☀☀☀	Great compact habit!
Flame Purple	☀	16-20"	18-24"	Lilac purple with small white eye	2-4 weeks, July	☀☀☀	Great compact habit!
Glamour Girl	☀	30-36"	18-24"	Coral-pink	2-4 weeks, July	☀☀☀	Extremely resistant to powdery mildew.
Grape Lollipop	☀	16-20"	18-24"	Purple with white eye	4-6 weeks, July	☀☀☀	Extremely resistant to powdery mildew.
Laura	☀	24-30"	18-24"	Purple with white eye	2-4 weeks, July	☀☀☀	Extremely resistant to powdery mildew.
<b>PINCUSHION, Butterfly Blue</b>	☀	16-20"	12-18"	Lavender-blue	8-12 weeks, late June	☀☀	Deadhead to produce more blooms.
Pink Mist	☀	16-20"	12-18"	Pink	8-12 weeks, late June	☀☀	Deadhead to produce more blooms.
<b>POKER PLANT, Fire Dance</b>	☀	16-20"	18-24"	Yellow-orange and fiery red	4-6 weeks, July	☀	Good cut flower. Deadhead for more blooms.
<b>POPPY, Iceland, Garden Gnome</b>	☀	12-16"	12-18"	Orange, yellow, white, or salmon	6-8 weeks, May	☀	Striking flower color. Long blooming.
<b>Oriental, Beauty of Livermore</b>	☀	30-36"	12-18"	Deep red	1-2 weeks, May		<p>Poppies make an excellent cut flower. Oriental Poppies, by nature, go dormant in the hot, humid summers. The foliage will turn brown and die back; so it is beneficial to have other plants nearby. But, in the fall, you will see new, lush foliage growth!</p>
Coral Reef	★☀	24-30"	18-24"	Coral with purple-black center	1-2 weeks, May		
Crimson Red	★☀	24-30"	18-24"	Red with black center	1-2 weeks, May		
Curlilocks	☀	24-30"	12-18"	Red-orange with black eye	1-2 weeks, May		
Prince of Orange	☀	30-36"	12-18"	Orange-scarlet	1-2 weeks, May		
Queen Alexander	☀	30-36"	12-18"	Salmon-pink	1-2 weeks, May		
Raspberry Queen	☀	30-36"	12-18"	Raspberry pink with purple eye	2-4 weeks, May		
Royal Wedding	☀	30-36"	12-18"	White with purple-black eye	1-2 weeks, May		
Turkenlouis	☀	30-36"	12-18"	Orange-red with fringed edge	1-2 weeks, May		
<b>RHUBARB, Victoria</b>	☀	24-30"	36-48"	-	-		Huge, thick, green-pink stalks. Sweet and tender.
<b>RUDBECKIA, Autumn Sun</b>	☀	5-6'	18-24"	Bright yellow with green eye	8-12 weeks, late July	☀	Gives great height in the garden.
Cherry Brandy	☀	16-20"	18-24"	Red with chocolate eye	8-12 weeks, late July	☀	Excellent source of late season color.
Denver Daisy	☀	16-20"	12-18"	Bright yellow with red eye	8-12 weeks, late July	☀	Excellent source of late season color.
Goldsturm	☀	24-30"	18-24"	Golden yellow with black eye	8-12 weeks, late July	☀	Excellent source of late season color.
Little Goldstar	☀	16-20"	12-18"	Golden yellow with black eye	8-12 weeks, late July	☀	Compact variety.

# Perennials Sun A-Z

Plant Name		Height	Spread	Flower Description	Bloom Time	Special Features
<b>RUSSIAN SAGE</b> , Blue Jean Baby	☀	30-36"	30-36"	Lavender-blue spikes	8-12 weeks, July	☘ Gray, deeply cut, fragrant foliage.
Blue Steel	☀	30-36"	18-24"	Violet-blue spikes	8-12 weeks, July	☘ Gray, deeply cut, fragrant foliage.
Denim N Lace	☀	30-36"	30-36"	Sky blue spikes	8-12 weeks, July	☘☘ Gray, deeply cut, fragrant foliage.
Little Spire	☀	24-30"	18-24"	Lavender spikes	8-12 weeks, July	☘ Gray, deeply cut, fragrant foliage.
<b>SALVIA</b> , Caradonna	☀	20-24"	18-24"	Violet spikes with purple stems	4-6 weeks, June	☘☘☘ Brilliant flower spikes stand up nicely above the fragrant green foliage. To promote new growth and additional flowering, cut back the entire plant by 2/3 once the initial display of flowering has ended, leaving 1/3 of the plant.
Color Spires Back to the Fuchsia	☀	20-24"	18-24"	Lavender-pink spikes	4-6 weeks, June	
Color Spires Azure Snow	☀	16-20"	18-24"	Blue and white bicolor spikes	4-6 weeks, June	
Color Spires Crystal Blue	☀	16-20"	18-24"	Sky blue spikes	4-6 weeks, June	
Color Spires Violet Riot	☀	16-20"	18-24"	Violet-blue spikes	4-6 weeks, June	
Moulin Rouge	☀	20-24"	18-24"	Rosy pink spikes	4-6 weeks, June	
New Dimension Blue	☀	8-12"	12-18"	Violet-blue spikes	4-6 weeks, June	
New Dimension Rose	☀	8-12"	12-18"	Rose-pink spikes	4-6 weeks, June	
Salvatore Blue	☀	8-12"	6-8"	Violet-blue spikes	4-6 weeks, June	☘☘☘
<b>SANDWORT</b>	☀	4-6"	8-12"	White	2-4 weeks, May	Compact moss-like; ground cover, rock gardens.
<b>SEDUM</b> , Autumn Fire	☀	12-16"	18-24"	Bronze-pink clusters	4-6 weeks, August	☘ Improved variety of Autumn Joy.
Autumn Joy	☀	12-16"	18-24"	Bronze-pink clusters	4-6 weeks, August	☘ Great late season color!
Carl	☆☀	16-20"	18-24"	Magenta-pink clusters	4-6 weeks, August	☘ Gray-green foliage with red stems.
Dazzleberry	☀	6-8"	12-18"	Raspberry red clusters	4-6 weeks, late July	☘ Succulent, blue foliage and giant flower clusters.
Frosted Fire	☀	12-16"	12-18"	Rose clusters	2-4 weeks, August	☘ Succulent green foliage with cream margins.
Mr Goodbud	☀	16-20"	18-24"	Dark mauve clusters	4-6 weeks, August	☘ Succulent green foliage.
Neon	☀☘	12-16"	18-24"	Deep rose-pink clusters	4-6 weeks, August	☘ Succulent blue-green foliage.
Rock 'N Grow Lemon Jade	☀	16-20"	18-24"	Citron yellow clusters	4-6 weeks, August	☘ Succulent gray-green foliage.
Rock 'N Grow Pure Joy	☀	8-12"	18-24"	Pink clusters	4-6 weeks, August	☘ Succulent light green foliage.
<b>SNOW IN SUMMER</b>	☀	4-6"	18-24"	White	2-4 weeks, June	Gray-green foliage. Good border or rock garden plant!
<b>SPURGE</b> , Craigieburn	☀	12-16"	12-18"	Chartreuse green	2-4 weeks, May	Dark purple-pink foliage.
Cushion, Ascot Rainbow	☀	16-20"	12-18"	Variegated cream, lime and green	2-4 weeks, May	Green with yellow edge, ends tinted pink when cool.
Cushion, Bonfire	☀☘	12-16"	12-18"	Yellow	2-4 weeks, May	Foliage emerges green then turns red.
<b>STOKES' ASTER</b> , Divinity	☀☘	12-16"	12-18"	White	4-6 weeks, July	☘ Deadhead to produce more blooms.
Honeysong Purple	☀☘	8-12"	12-18"	Purple	4-6 weeks, July	☘ Deadhead to produce more blooms.
Peachie's Pick	☀☘	16-20"	12-18"	Blue	4-6 weeks, July	☘ Deadhead to produce more blooms.
<b>STRAWBERRY</b> , Ornamental, Lipstick	☀☘	6-8"	12-18"	Rose-red	8-12 weeks, late May	Glossy dark green foliage and red fruit.
<b>SUNFLOWER</b> , Sunburst	☆☀	30-36"	18-24"	Golden yellow, daisy-like	6-8 weeks, July	☘ Very heat tolerant.
Tuscan Gold	☀	24-30"	18-24"	Golden yellow, daisy-like	6-8 weeks, late July	☘ Very heat tolerant.
<b>VERONICA</b> , Blue Skywalker	☀☘	24-30"	18-24"	Blue spikes	4-6 weeks, July	☘ Cut back by 2/3 for second bloom.
Giles Van Hees	☀☘	6-8"	12-18"	Bright pink spikes	4-6 weeks, June	☘ Cut back by 2/3 for second bloom.
Lavender Lightsaber	☀☘	24-30"	18-24"	Soft lavender spikes	4-6 weeks, June	☘ Cut back by 2/3 for second bloom.
Magic Show Purple Illusion	☀☘	16-20"	12-18"	Purple spikes	6-8 weeks, June	☘ Cut back by 2/3 for second bloom.
Moody Blues Dark Blue	☀☘	16-20"	12-18"	Dark blue spikes	8-12 weeks, June	☘ Great long blooming variety!
Royal Rembrandt	☀☘	16-20"	18-24"	Violet-purple spikes	4-6 weeks, July	☘ Cut back by 2/3 for second bloom.
Very Van Gogh	☀	16-20"	8-12"	Rosy-purple spikes	2-4 weeks, June	☘ Cut back by 2/3 for second bloom.
<b>YARROW</b> , New Vintage Rose	☀	12-16"	8-12"	Bright rose	4-6 weeks, June	☘ Compact variety that holds its shape well.
New Vintage Violet	☀	12-16"	8-12"	Vibrant violet	4-6 weeks, June	☘ Compact variety that holds its shape well.
Peter Cottontail	☀	20-24"	24-30"	Ivory white	4-6 weeks, June	☘ Finely cut foliage. Good cut flower.
Sassy Summer Lemon	☆☀	24-30"	30-36"	Bright yellow	2-4 weeks, June	☘ Finely textured foliage. Easy to grow!
Sassy Summer Sangria	☆☀	24-30"	30-36"	Dark red with white eyes	2-4 weeks, June	☘ Finely textured foliage. Easy to grow!
Sassy Summer Silver	☆☀	24-30"	30-36"	Golden yellow	2-4 weeks, June	☘ Finely textured foliage. Easy to grow!
Sassy Summer Taffy	☆☀	24-30"	30-36"	Dark salmon turning peach	2-4 weeks, June	☘ Finely textured foliage. Easy to grow!
Song Siren Layla	☀	20-24"	12-18"	Deep violet-rose	4-6 weeks, June	☘ Finely cut foliage. Good cut flower.
<b>YUCCA</b> , Color Guard	☀	20-24"	24-30"	White bell shaped, 3-4' stalks	2-4 weeks, July	Green foliage with creamy yellow center.

## Dividing & Fertilizing Perennials

Although some perennials can grow in the same location for many years, most need to be divided at some time. The most noticeable indications of this are when the plant dies out in the center, flowering decreases or the plant has grown too large for the space. Spring is the best time for dividing most plants as the plant has not yet leafed out and is easier to handle. However, early fall is also a good time to divide. The plant has slowed down its growth by then and can be trimmed back for better manageability. Spring blooming plants such as Peony and Iris should be divided in fall after they are done blooming. This allows the plant to focus its energy on creating beautiful flowers in spring, rather than being stressed out and trying to establish a new root system at the same time. To divide, dig the clump out of the ground using a spade or garden fork. Break the plant into several pieces using your hands to pull it apart or use a spade or knife to cut it into smaller clumps.

Fertilize in the spring when new growth begins using a slow release fertilizer such as **Espoma® Plant-tone**. Fertilize twice a year as specified in the instructions.

Due to the possibility of conditions beyond our control, Bordine's reserves the right to be out of any item at any time.

# Shrubs

Plant Name		Height	Spread	Flower Color	Blooms	Special Features
<b>ABELIA</b> , Sweet Emotion	☼	5-6'	5-6'	pink	May-June	☼ Red-pink buds open to fragrant pink ball-shaped blooms; orange-red fall color
<b>ALMOND</b> , Flowering, Double Pink	☼	4-5'	3-4'	light pink	May	☼ Double pink flowers; coppery-yellow fall color; upright arching habit
<b>ALTHEA</b> Also known as Rose of Sharon. Great shrub for late summer color. Several Althea varieties also available in treeform. See page 30.						
Arden	☼	8-10'	6-8'	violet	Aug-Sept	☼ Semi-double to double violet flowers; yellow fall color
Bali	☼	6-8'	5-6'	white	Aug-Sept	☼ Semi-double white flowers with a deep red center; yellow fall color
Blueberry Smoothie	☼	6-8'	5-6'	blue-purple	Aug-Sept	☼ Double bluish-purple blueberry flowers; yellow fall color; compact habit
Blushing Bride	☼	8-10'	6-8'	pink	Aug-Sept	☼ Double, rich pink flowers; yellow fall color
Chiffon Blue	☼	8-10'	6-8'	rich blue	Aug-Sept	☼ Large, single flowers with lacy centers; yellow fall color
Chiffon Lavender	☼	8-10'	6-8'	lavender	Aug-Sept	☼ Large, single flowers with lacy centers; yellow fall color
Chiffon Pink	☼	8-10'	6-8'	pink	Aug-Sept	☼ Large, clear pink flowers with lacy centers; yellow fall color
French Cabaret Blush	☼	6-8'	5-6'	blush-pink	Aug-Sept	☼ Double blush-pink and white flowers; compact habit
French Cabaret Red	☼	6-8'	5-6'	red	Aug-Sept	☼ Double red carnation-like flowers; compact habit
Lil' Kim	☼	4-5'	4-5'	white	Aug-Sept	☼ Single white flowers with a red center; yellow fall color; compact habit
Lil' Kim Red	☼	3-4'	3-4'	rosy-red	Aug-Sept	☼ Large, single rosy-red flowers with a red center; yellow fall color; compact habit
Lil' Kim Violet	☼	3-4'	3-4'	plum-violet	Aug-Sept	☼ Large, single plum-violet flowers with a red center; yellow fall color; compact habit
Purple Pillar	☼	8-10'	2-3'	purple	Aug-Sept	☼ Large, semi-double purple flowers with a darker center; narrow upright habit
Raspberry Smoothie	☼	6-8'	5-6'	raspberry-pink	Aug-Sept	☼ Double raspberry-pink flowers; yellow fall color
Satin Azurri Blue	☼	8-10'	6-8'	royal blue	Aug-Sept	☼ Large, single royal blue flowers with a red center; seedless variety
Sugar Tip	☼	6-8'	5-6'	clear-pink	Aug-Sept	☼ Double, clear pink flowers; blue-green leaves with creamy-white margins
Tahiti	☼	6-8'	5-6'	deep purple pink	Aug-Sept	☼ Semi-double, deep pink-purple flowers with a red center; yellow fall color
White Pillar	☼	8-10'	2-3'	pure white	Aug-Sept	☼ Semi-double, pure white flowers; narrow upright habit
<b>AMELANCHIER</b> , Regent	☼	5-6'	5-6'	white	April	☼ Edible purple fruit in June (birds); shiny green leaves with orange-red fall color
Standing Ovation	☼	12-15'	3-4'	white	April	☼ Edible purple fruit in June (birds); orange-red fall color
<b>ARONIA</b> , Black, Autumn Magic	☼	4-5'	4-5'	white	June	☼ Lustrous black fruit; green leaves turn reddish-purple in fall
Low Scape Mound	☼	1-2'	2-3'	white	June	☼ Purple-black fruit; glossy green foliage; red-orange fall color; compact habit
Red, Brilliant	☼	6-8'	5-6'	white	May	☼ Red fruit in fall; glossy green leaves turn scarlet-red in fall
<b>AZALEA</b> , Deciduous These varieties lose their leaves each fall, making them VERY cold tolerant, as well as reliable bloomers each spring.						
Cannon's Double	☼	5-6'	3-4'	light peach	May	☼ Double, light peach flowers with layers of pink and cream
Gibraltar	☼	5-6'	5-6'	orange	May	☼ Vivid orange flowers with red frilled edges; yellow-bronze fall color
Klondyke	☼	5-6'	4-5'	golden-orange	May	☼ Leaves emerge a coppery-green maturing to green; yellow-bronze fall color
Mount St. Helens	☼	6-8'	5-6'	light pink blend	May	☼ Light pink flowers blended with yellow and white
<b>BARBERRY</b> One of the best shrubs for season-long foliage color. Easy to grow and tolerates heavy shearing. Great for hedges.						
Bonanza Gold	☼	1-2'	2-3'	-	-	Bright golden leaves all season; compact habit
Cabernet	☼	1-2'	3-4'	-	-	Deep burgundy-red color turning orange-red in fall; mounding habit
Concorde	☼	1-2'	2-3'	-	-	Deep red-purple leaves; slow growing and compact habit
Golden Ruby	☼	1-2'	1-2'	-	-	Coral-orange new growth matures to burgundy with gold margins; compact habit
Orange Rocket	☼	3-4'	2-3'	-	-	Coral-orange new growth matures to reddish-green; dark red fall color; columnar habit
Sunjoy Gold Pillar	☼	3-4'	2-3'	-	-	Bright golden leaves, new growth emerges red; orange-red fall color; columnar habit

## Deer Resistant Shrubs & Shrubs for the Shade

There are very few plants on which **DEER** will not feed if other food sources are not available. However, the shrubs on this list are ones that the deer are most likely to ignore.



Abelia ☼ (A)	Clethra ☼ (C)	Forsythia ☼ (B)	Potentilla ☼ (C)	Sweetshrub ☼ (C)
Barberry ☼ (B)	Cotoneaster ☼ (C)	Kerria ☼ (C)	Privet ☼ (C)	(Select varieties)
Bluebeard ☼ (B)	Deutzia ☼ (C)	Lilac, French ☼ (B)	Spirea ☼ (C)	Viburnum ☼ (C)
Butterfly Bush ☼ (B)	Diervilla ☼ (B)	Lilac, Late ☼ (C)	Sumac, Gro-Low ☼ (B)	Weigela ☼ (C)

**A** = Little to no feeding damage in most landscapes **B** = Slight feeding damage or visual impact can occur **C** = Occasional feeding damage with more noticeable impact

Have a lot of **SHADE** in your landscape? Not to worry! The shrubs on the list below will do well in part to full shade conditions.

Althea ☼	Clethra ☼	Dogwood ☼	Hypericum ☼	Sumac, Fragrant ☼
Amelanchier ☼	Daphne ☼	Fothergilla ☼	Kerria ☼	Sweetspire ☼
Aronia ☼	Deutzia ☼	Holly, Winterberry ☼	Mockorange ☼	Viburnum ☼
Buckthorn, Fine Line ☼	Diervilla ☼	Hydrangea ☼	Spirea ☼	Witchhazel ☼

Due to the possibility of conditions beyond our control, Bordine's reserves the right to be out of any item at any time.

Plant Name		Height	Spread	Flower Color	Blooms	Special Features
<b>BAYBERRY</b> , Northern	☀	6-8'	6-8'	-	-	Glossy green leaves with unique fresh scent; semi-evergreen
<b>BEAUTYBERRY</b> , Pearl Glam	☀	4-5'	3-4'	white	June	Deep purple leaves; purple berries in fall; woody perennial
<b>BLUEBEARD</b> , Beyond Midnight	☀	2-3'	2-3'	rich blue	Aug-Sept	☀☀ Profuse clusters of flowers; dark green glossy foliage; woody perennial
Lil' Miss Sunshine	☀	2-3'	2-3'	purple-blue	Aug-Sept	☀☀ Profuse clusters of flowers; shiny bright yellow foliage; woody perennial
<b>BROOM (SCOTCH)</b> , Burkwood	☀	3-4'	2-3'	garnet red	May	Garnet-red flowers w/ yellow throats produced along attractive angular green stems
Lena	☀	3-4'	2-3'	orange-red	May	Orange-red flowers w/ yellow throats produced along attractive angular green stems
Madame Butterfly	☀	3-4'	2-3'	yellow-orange	May	Yellow-orange flowers w/ red throats produced along attractive angular green stems
<b>BUCKTHORN</b> , Fine Line	☀	8-10'	2-3'	-	-	Fern-like green leaves; narrow columnar hedge ideal for screening
<b>BURNING BUSH</b> , Dwarf	☀	5-6'	6-8'	-	-	Green leaves turn shades of red in fall; attractive corky stems in winter
Little Moses	☀	2-3'	3-4'	-	-	Green leaves turn shades of red in fall; slow growing with dense rounded habit
<b>BUTTERFLY BUSH</b> , Blue Heaven	☀	2-3'	2-3'	blue	July-frost	☀☀☀
Cascade Grand	☀	5-6'	5-6'	light lavender	July-frost	☀☀☀
CranRazz	☀	5-6'	4-5'	deep magenta	July-frost	☀☀☀
Miss Molly	☀	4-5'	5-6'	magenta	July-frost	☀☀☀
Miss Violet	☀	4-5'	5-6'	purple-violet	July-frost	☀☀☀
Monarch, Crown Jewels	☀	3-4'	4-5'	magenta-purple	July-frost	☀☀☀
Glass Slippers	☀	3-4'	4-5'	blue-periwinkle	July-frost	☀☀☀
Prince Charming	☀	3-4'	4-5'	cerise pink	July-frost	☀☀☀
Pink Delight	☀	6-8'	5-6'	bright pink	July-frost	☀☀☀
Pugster, Amethyst	☀	1-2'	2-3'	amethyst-blue	July-frost	☀☀☀
Blue	☀	1-2'	2-3'	violet-blue	July-frost	☀☀☀
Periwinkle	☀	1-2'	2-3'	periwinkle	July-frost	☀☀☀
Pink	☀	1-2'	2-3'	taffy pink	July-frost	☀☀☀
White	☀	1-2'	2-3'	white	July-frost	☀☀☀
Tutti Fruiti	☀	2-3'	2-3'	fuchsia-pink	July-frost	☀☀☀
<p>Butterfly Bush will attract an amazing array of butterflies &amp; hummingbirds to your garden. They begin blooming in early July and will continue until frost if spent flowers are removed &amp; plants are watered &amp; fertilized during the season. Although the plants have woody stems, they behave more like a perennial. Plants will die-back to near ground level after cold winters so prune plants down to 12" in early spring.</p> <p><b>Pugster</b> varieties of Butterfly Bush combine a dwarf habit with large showy blooms perfect for a smaller landscape! Their thick sturdy stems also provide additional winter hardiness.</p>						
<b>CLETHRA</b>	Great shrub for late summer color, especially in perennial gardens. Tolerates occasional wetness.					
Hummingbird	☀	3-4'	2-3'	white	July-Aug	☀☀☀ Compact growth habit; dark green leaves turn yellow in fall
Ruby Spice	☀	5-6'	4-5'	deep pink	July-Aug	☀☀☀ Dark green leaves turn yellow in fall; prefers moist conditions
<b>CURRENT</b> , Alpine, Green Mound	☀☀	2-3'	3-4'	-	-	Dark green leaves turn yellow in fall; excellent hedge plant; tolerates heavy pruning
<b>COTONEASTER</b> , Cranberry	☀	2-3'	5-6'	white-pink	June	☀ Lustrous green leaves turn red in fall; bright red berries late summer and fall
Tom Thumb	☀	8-12"	2-3'	white-pink	June	☀ Tiny green leaves turn red in fall; sparse small red fruit in fall
<b>DEUTZIA</b> , Yuki Cherry Blossom	☀	1-2'	2-3'	pink & white	May	☀☀ Dark green leaves turn burgundy-red in fall; compact mounding habit
Yuki Snowflake	☀	1-2'	2-3'	white	May	☀☀ Small green leaves turn purple and burgundy in fall; compact mounding habit
<b>DIERVILLA</b> , Nightglow	☀	2-3'	3-4'	yellow	June	☀☀ Trumpet shaped flowers; dark red leaves in spring and fall; compact habit
<b>DOGWOOD</b>	Enjoy the colorful stems in the fall and winter, especially with a backdrop of snow. Tolerates moist conditions.					
Arctic Fire	☀	4-5'	5-6'	white	June	☀ Dark green leaves, reddish-purple fall color; red stems in winter
Garden Glow	☀	5-6'	5-6'	white	June	☀ Bright lime green leaves in spring, maturing to gold; burgundy fall color; red stems
Ivory Halo	☀	5-6'	6-8'	white	June	☀ Green and white variegated leaves turn reddish-purple in fall; red stems
Redtwig, Bailey	☀	8-10'	8-10'	white	June	☀ Green leaves turn reddish-purple in fall; red stems; ideal for wet, naturalized areas
Redtwig, Bergeson Compact	☀	5-6'	5-6'	white	June	☀ Green leaves turn reddish-purple in fall; rich red stems; compact habit
<b>ELDER</b> , Black Lace	☀	6-8'	6-8'	pink	June-July	☀☀ Fine, deeply cut dark burgundy leaves; rich red in fall; blackish-red berries in fall
Lemony Lace	☀	4-5'	5-6'	white	June	☀☀ Deeply cut, yellow-green leaves; new growth emerges red; red berries in fall
<b>FORSYTHIA</b>	Bright, cheerful color to signal the end of winter. One of the first shrubs to bloom in spring with masses of flowers.					
Lynwood Gold	☀	6-8'	6-8'	brilliant yellow	April	Flowers open wider than other forsythias; upright to spreading habit
Show Off	☀	5-6'	5-6'	bright yellow	April	Large flowers; dark green foliage; round compact habit
Sugar Baby	☀	2-3'	3-4'	bright yellow	April	Dark green foliage; small compact shape ideal for small areas
<b>FOTHERGILLA</b> , Blue Shadow	☀	2-3'	3-4'	white	May	☀ Attractive blue-gray leaves turn gold-orange in fall; bottle-brush flowers
<b>HOLLY</b> , Winterberry Family	Native to Michigan, Winterberry grows best in moist areas. Our varieties contain both male and female plants together.					
Little Goblin Orange	☀	4-5'	4-5'	white (small)	May	Large, bright orange berries produced in fall and winter; compact habit
Little Goblin Red	☀	4-5'	4-5'	white (small)	May	Large, rich red berries produced in fall and winter; compact habit ideal for small areas
<b>HONEYSUCKLE</b> , Honeyrose	☀	8-10'	8-10'	ruby red	May	☀☀ Red berries in summer attracts birds; good for hedging

## SYMBOL KEY



= Sun

These plants need at least 8 hours of direct sunlight.



= Partial Shade

These plants need a minimum of 4 hours of direct sunlight and a maximum of 8 hours. Avoid hot afternoon sun.



= Shade

These plants need less than 4 hours of direct sunlight. Avoid hot afternoon sun.



= Butterfly

These plants attract butterflies.



= Hummingbird

These plants attract hummingbirds.



= Fragrant

These plants have a fragrance.



= New

This plant is new for 2021!

# Shrubs

Plant Name		Height	Spread	Flower Color	Blooms	Special Features
<b>HYDRANGEA</b> Please refer to our Hydrangea care sheet for more information on how to select and grow these truly outstanding garden plants.						
<b>ANNABELLE VARIETIES</b> Blooms on NEW growth for very reliable flowering; very cold hardy; excellent shrub for hedge use or as a stand alone specimen.						
Annabelle	☼	3-4'	4-5'	white	July-Aug	✦ Blooms on NEW growth; large, white snowball-shaped flowers; dark green leaves
Incrediball	☼	4-5'	4-5'	white	July-Aug	✦ Blooms on NEW growth; massive snowball-shaped flowers on thick stems
Pinkerella ☆	☼	3-4'	3-4'	pink	July-Aug	✦ Blooms on NEW growth; large, pink snowball-shaped flowers
<b>BIGLEAF VARIETIES</b> Blooms on OLD growth or both NEW and OLD growth; most varieties have the unique ability to change flower color based on the pH of the soil.						
Cherry Explosion	☼	2-3'	3-4'	cherry-pink	July-Aug	✦ Blooms on NEW/OLD growth; cherry-pink lacecap flowers (color depends on soil pH)
<b>Endless Summer</b> A revolutionary Hydrangea Series introduced in 2004; noted for its reliable flowering on NEW growth and summer-long color.						
Bloomstruck	☼	2-3'	3-4'	pink/violet/blue	July-Aug	✦ Blooms on NEW/OLD growth; snowball-shaped flowers; attractive red stems w/green leaves
Summer Crush	☼	2-3'	3-4'	red to purple	July-Aug	✦ Blooms on NEW/OLD growth; raspberry-red to purple flowers; color depends on soil pH
The Original	☼	2-3'	3-4'	blue or pink	July-Aug	✦ Blooms on NEW/OLD growth; large snowball-shaped flowers; glossy green leaves
Twist-N-Shout	☼	3-4'	3-4'	blue or pink	July-Aug	✦ Blooms on NEW/OLD growth; large lacecap flowers; green leaves with burgundy-red fall color
LA Dreamin'	☼	2-3'	2-3'	pink/violet/blue	July-Aug	✦ Blooms on NEW/OLD growth; pink & blue blended snowball-shaped flowers
Let's Dance, Blue Jangles	☼	2-3'	3-4'	blue or pink	July-Aug	✦ Blooms on NEW/OLD growth; large mophead flowers; color depends on soil pH
Rave	☼	2-3'	2-3'	blue or pink	July-Aug	✦ Blooms on NEW/OLD growth; large mophead flowers; color depends on soil pH
Rhythmic Blue	☼	2-3'	3-4'	blue or pink	July-Aug	✦ Blooms on NEW/OLD growth; mophead flowers; green foliage with yellow-orange fall color
Starlight	☼	2-3'	2-3'	blue or pink	July-Aug	✦ Blooms on NEW/OLD growth; lacecap flowers; color depends on soil pH
Nantucket Blue	☼	2-3'	3-4'	blue or pink	July-Aug	✦ Blooms on NEW/OLD growth; large, snowball-shaped flowers; color depends on soil pH
Ruby Red	☼	2-3'	3-4'	red	July-Aug	✦ Blooms on NEW/OLD growth; large, glistening red snowball-shaped flowers; deepen to dusky red
Starfield ☆	☼	2-3'	3-4'	blue or pink	July-Aug	✦ Blooms on NEW/OLD growth; large flowers with starry-shaped florets; color depends on soil pH
Wedding Gown	☼	2-3'	3-4'	white	July-Aug	✦ Blooms on NEW/OLD growth; large, white flowers start as lacecaps and fill into full mopheads
<b>MOUNTAIN VARIETIES</b> Blooms on NEW and OLD growth for more reliable flowering; some varieties have the ability to change flower color based on the pH of the soil.						
Ah-Ha	☼	1-2'	2-3'	blue or pink	July-Aug	✦ Blooms on NEW/OLD growth; lacecap flowers; dark green leaves with bronze-red fall color
Tiny Tuff Stuff	☼	1-2'	1-2'	blue or pink	July-Aug	✦ Blooms on NEW/OLD growth; lacecap flowers; dark green leaves with bronze-red fall color
Tuff Stuff	☼	2-3'	3-4'	blue or pink	July-Aug	✦ Blooms on NEW/OLD growth; lacecap flowers; dark green leaves with bronze-red fall color
Tuff Stuff Red	☼	2-3'	3-4'	red/green	July-Aug	✦ Blooms on NEW/OLD growth; two-toned red & green lacecap flowers mature to dark reddish-pink
<b>OAKLEAF VARIETIES</b> Blooms on OLD growth for moderately reliable flowering; large oak-shaped leaves develop stunning shades of red and burgundy in fall.						
Jetstream	☼	5-6'	4-5'	white	June-July	✦ Blooms on OLD growth; cone-shaped white flowers turn pink; green leaves turn orange-red in fall
Ruby Slippers	☼	3-4'	4-5'	white	late June	✦ Blooms on OLD growth; cone-shaped white flowers turn to pinkish-red; green leaves turn red in fall
<b>PEEGEE VARIETIES</b> One of the most cold hardy varieties; blooms on NEW growth for very reliable flowering; some varieties also available in treeform.						
Berry White	☼	5-6'	5-6'	white	July-Aug	✦ Blooms on NEW growth; large, white cone-shaped flowers mature to dark pink
Bobo	☼	3-4'	3-4'	white	June-July	✦ Blooms on NEW growth; white cone-shaped flowers mature to a light pink
Fire Light	☼	5-6'	5-6'	white	July-Aug	✦ Blooms on NEW growth; large, white cone-shaped flowers mature to pink then rich red
Fire Light Tidbit ☆	☼	2-3'	3-4'	white	July-Aug	✦ Blooms on NEW growth; white cone-shaped flowers mature to pink; compact habit
Lavalamp Flare ☆	☼	2-3'	3-4'	white	July-Aug	✦ Blooms on NEW growth; white cone-shaped flowers mature to bright red-pink; compact habit
Lavalamp Moonrock	☼	5-6'	4-5'	white	July-Aug	✦ Blooms on NEW growth; large, creamy-white flowers with intense lime-green centers
Limelight	☼	6-8'	6-8'	white	July-Aug	✦ Blooms on NEW growth; bright lime-green buds open to large, white cone-shaped flowers
Limelight Prime ☆	☼	5-6'	4-5'	white	July-Aug	✦ Blooms on NEW growth; lime-green buds open to white flowers maturing to pink; reddish stems
Little Lime	☼	4-5'	4-5'	white	July-Aug	✦ Blooms on NEW growth; bright lime-green buds open to compact white flowers
Little Quick Fire	☼	4-5'	4-5'	white	June-July	✦ Blooms on NEW growth; white cone-shaped flowers mature to a rich deep pink-rose
Quick Fire Fab ☆	☼	6-8'	5-6'	white	June-July	✦ Blooms on NEW growth; large, white flowers mature to watermelon pink w/ lime-white tips
Strawberry Sundae	☼	4-5'	3-4'	white	July-Aug	✦ Blooms on NEW growth; large, white cone-shaped flowers age to pink then strawberry-red
Sweet Summer	☼	4-5'	5-6'	white	July-Aug	✦ Blooms on NEW growth; large, white cone-shaped flowers mature to shades of pink
Vanilla Strawberry	☼	6-8'	5-6'	white	July-Aug	✦ Blooms on NEW growth; large, white cone-shaped flowers age to pink then strawberry-red

## Hydrangea Care

*Hydrangeas provide outstanding garden interest with large, colorful flowers during July and August. Knowing how to properly care for these garden favorites can help maximize their performance in your landscape.*

**Fertilization** - Hydrangeas perform best if given two applications of a natural fertilizer such as **Espoma® Holly-tone** each year.

**Flower Color** - Many varieties of Bigleaf and Mountain Hydrangeas have the ability to change flower color depending on the pH of the soil. **<As a general rule, the following colors will result at these various pH levels. - pH between 5.5 & 6.0.....very blue - pH between 7.0 & 7.5.....very pink>** A simple soil pH test can be used to determine the pH of your soil. Most soils in our area will naturally produce pink flowers. Adding Aluminum Sulfate will lower the pH of the soil and increase the blue color. Amending the pH of the soil should be done in May before the flower buds are set. This usually needs to be done every year to maintain a lower pH for blue flowers.

### Pruning Hydrangeas-

*Annabelle and Peegee Varieties* - No pruning is really necessary except to remove spent flowers, broken or entangled branches or for general shaping. Prune in early spring before new growth emerges.

*Oakleaf, Bigleaf and Mountain Varieties* - Delay spring pruning until new growth has fully emerged. At this time, remove any winter damaged tips or stems that have not produced leaves. Prune to shape after flowering.



SCAN ME!

Plant Name		Height	Spread	Flower Color	Blooms	Special Features
<b>HYPERICUM</b> , Sunburst	☀	2-3'	3-4'	yellow	July-Aug	✦ Bright golden flowers; blue-green leaves turn yellow in fall; woody perennial
<b>KERRIA</b> , Japanese	☀	5-6'	5-6'	yellow	May	Double flowers; bright green leaves turn yellow in fall; vivid green stems
Golden Guinea	☀	4-5'	5-6'	yellow	May	Single flowers; bright green leaves turn yellow in fall; vivid green stems
<b>LILAC</b> Welcome each and every spring with the beauty and fragrance of Lilacs, available in a wide range of colors and sizes.						
Bloomerang Dark Purple	☀	4-5'	5-6'	dark purple	May	✦ Dark purple buds open to purple flowers; lightly reblooms in late summer
Dwarf Pink	☀	2-3'	3-4'	pink	May	✦ Rosy-pink buds open to pure pink flowers; lightly reblooms in late summer
Common, Purple	☀	10-12'	10-12'	lilac	May	✦ Dark purple buds open to single lilac flowers; very fragrant
Early, Declaration	☀	6-8'	5-6'	reddish-purple	May	✦ Dark red buds open to deep reddish-purple flowers
Pocahontas	☀	10-12'	10-12'	deep purple	May	✦ Single, deep purple flowers; very hardy
Scentara Double Blue	☀	6-8'	5-6'	purplish-blue	May	✦ Double, purplish-blue flowers; dark green foliage; compact habit
French, Albert Holden	☀	8-10'	6-8'	deep violet	May	✦ Single, deep violet flowers with silvery undersides
Beauty of Moscow	☀	10-12'	8-10'	pale pink	May	✦ Abundant, double pale-pink flowers
Charles Joly	☀	10-12'	8-10'	magenta-red	May	✦ Purple buds open to double magenta-red flowers
Katherine Havemeyer	☀	10-12'	8-10'	pink	May	✦ Fragrant double pink flowers; bluish-green foliage
Ludwig Spaeth	☀	10-12'	8-10'	deep purple	May	✦ Purple buds open to single deep purple flowers; one of the darkest varieties
Monge	☀	10-12'	8-10'	reddish-purple	May	✦ Single, reddish-purple flowers
Sensation	☀	10-12'	8-10'	purple/white	May	✦ Single, deep purple flowers with white margins
Yankee Doodle	☀	8-10'	8-10'	dark purple	May	✦ Deep purple buds open to large, single, dark purple flowers
Korean Dwarf	☀	5-6'	6-8'	lilac	May	✦ Violet-purple buds open to pale lilac flowers
Late, Donald Wyman	☀	8-10'	6-8'	deep pink	June	✦ Single, deep reddish-pink flowers
Minuet	☀	6-8'	5-6'	light purple	June	✦ Light purple buds open to soft whitish-purple flowers; compact habit
Little Lady	☀	5-6'	5-6'	lilac-pink	May	✦ Dark pink buds open to lilac-pink flowers; compact-rounded habit
Miss Kim	☀	6-8'	5-6'	lavender	May	✦ Purple buds open to light lavender flowers; burgundy fall color
<b>MOCKORANGE</b> , Minnesota Snowflake	☀	6-8'	5-6'	white	June	✦ Double flowers; sweet scented; vase-shaped habit
Snow White	☀	5-6'	4-5'	white	June	✦ Large double flowers; light repeat blooming in late summer
<b>NINEBARK</b> , Amber Jubilee	☀	8-10'	6-8'	white	June	✦ Golden-orange to greenish-purple leaves turn reddish-purple in fall
Center Glow	☀	8-10'	6-8'	white	June	✦ Leaves emerge rosy-red with golden center, maturing to burgundy
Summer Wine Black	☀	5-6'	5-6'	whitish-pink	June	✦ Dark purple-black leaves; retains good color in summer; purple-red fall color
<b>PLUM</b> , Cistena	☀	6-8'	5-6'	pink	May	✦ Intense purple leaf color all season; also known as Sand Cherry
<b>POTENTILLA</b> These long blooming shrubs look great in the landscape, especially when combined with perennials and evergreens.						
Bella Bellissima	☀	2-3'	3-4'	pink	June-frost	✦ Intense pink flowers; fine textured dark green leaves; compact habit
Bella Sol	☀	2-3'	3-4'	orange	June-frost	✦ Fiery orange flowers; fine textured dark green leaves; compact habit
Happy Face Yellow	☀	2-3'	3-4'	bright yellow	June-frost	✦ Large flowers; finely textured dark green leaves; dense mounding habit
Happy Face Pink Paradise	☀	2-3'	3-4'	pink	June-frost	✦ Large, semi-double clear-pink flowers; dark green leaves
Happy Face White	☀	2-3'	3-4'	white	June-frost	✦ Large, pure white flowers; attractive dark green leaves
<b>PRIVET</b> , Cheyenne	☀	6-8'	4-5'	white	June	✦ Glossy, dark green leaves turn purple-yellow in fall; tolerates heavy pruning
Golden Vicary	☀	8-10'	6-8'	white	June	✦ Golden-yellow leaves all season; excellent hedge; can prune down to 4'
Straight Talk	☀	8-10'	3-4'	white	June	✦ Glossy, dark green leaves turn purple-yellow in fall; compact, upright habit
<b>ROSES</b> (Shrub Varieties) Looking for months of color? Shrub Roses are tough plants & easy to care for. Refer to the Rose section for a complete list.						
<b>SMOKETREE</b> , Royal Purple	☀	10-12'	8-10'	pink-purple	July	Smoky pink-purple blooms; rich dark purple leaves turn reddish-purple in fall
Winecraft Black	☀	5-6'	5-6'	red-purple	July	Smoky reddish-purple blooms; dark purple-black leaves all season
Winecraft Gold	☀	5-6'	4-5'	green-pink	July	Smoky greenish-pink blooms; orange-red leaves mature to golden-yellow
<b>SNOWBERRY</b> , Pinky Promise	☀	3-4'	3-4'	pink	July	Light pink flowers turn into pink gumball-like berries from fall to winter



Receive a 5 year warranty on trees & shrubs purchased from us when you also purchase and use MYKE® tree & shrub transplanter (excludes the Ericaceae plant family like Rhododendrons and Blueberries) MYKE® contains natural mycorrhizae which enhances root and shoot growth.

*\* In order for the MYKE® warranty to apply, plants and the recommended amount of MYKE® must be purchased on the same receipt.*



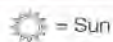
SCAN ME!

View a short video that explains more about how MYKE® works!

# Shrubs

Plant Name		Height	Spread	Flower Color	Blooms	Special Features
<b>SPIREA</b> Tough and versatile shrubs with great flower and foliage colors. Pink flowering varieties may rebloom during summer.						
Ash Leaf, Sem	☀	5-6'	8-10'	white	July	✿ Fern-like foliage emerges pink-red and matures to chartreuse; rich fall color
Birch Leaf, Glow Girl	☀	3-4'	3-4'	white	June	✿ Red buds open to white flowers; lemon-lime leaves turn burgundy in fall
Pink Sparkler	☀	3-4'	3-4'	pink	June	✿ Dark green leaves turn burgundy-red in fall; light reblooming in fall
Tor	☀	2-3'	3-4'	white	June	✿ Green leaves turn golden-yellow to bronze in fall; compact, mounded habit
Bridalwreath, Firegold	☀	6-8'	8-10'	white	May-June	✿ Brilliant lemon-lime foliage; white flowers; fountain-like habit
Renaissance	☀	6-8'	8-10'	white	May-June	✿ Clusters of flowers along stems; fountain-like habit; leaves turn orange-red in fall
Double Play, Doozie	☀	2-3'	3-4'	hot pink	June	✿ New growth emerges red and lime and matures to bright green; reblooming
Gold	☀	2-3'	3-4'	pink	July	✿ Vibrant golden-yellow leaves spring through summer
Goldmound	☀	2-3'	3-4'	pink	July	✿ Leaves emerge lemon-yellow with russet tinge, mature to lime-green
Little Princess	☀	2-3'	3-4'	rosy-pink	June-July	✿ Mint-green leaves all season long; turn reddish color in fall
Magic Carpet	☀	2-3'	3-4'	dark pink	July	✿ Red/copper/orange leaves in spring and fall; yellow-green in summer
Rainbow Fizz	☀	2-3'	3-4'	pink	July	✿ Yellow-leaves with red tips in spring; copper-red fall color
Snowmound	☀	5-6'	4-5'	white	May	✿ Dense, compact habit with arching branches; tolerates moderate pruning
<b>SUMAC</b> , Fragrant, Gro-low						
Staghorn, Tiger Eyes	☀	6-8'	6-8'	-	-	Orange to red fall color; low spreading habit; good for naturalizing
<b>SWEETSHRUB</b> , Aphrodite						
<b>SWEETSPIRE</b> , Little Henry						
<b>VIBURNUM</b> Offers a wide variety of flowers, fruits, textures and fall foliage colors that are unmatched by any other shrub.						
Arrowwood, Blue Muffin	☀	5-6'	5-6'	white	May	✿ Flat-topped flowers; bright blue berry clusters in fall; orange-red fall color
Burkwood	☀	8-10'	6-8'	white	May	✿ Snowball-shaped flowers; red-black berries in fall; maroon fall color
Cranberry, Redwing	☀	8-10'	6-8'	white	May	✿ Lacecap flowers; clusters of bright red berries in fall; brilliant red fall color
Doublefile, Mariesi	☀	8-10'	10-12'	white	May	✿ Large, lacy clusters of flowers; red berries; reddish-purple fall color
Newport	☀	5-6'	6-8'	white	May	✿ Clusters of snowball-shaped flowers; dark green leaves turn burgundy-red in fall
Summer Snowflake	☀	4-5'	5-6'	white	June	✿ Lacy flowers; light repeat blooming through summer; reddish fall color
Koreanspice	☀	5-6'	6-8'	white	May	✿ Snowball shaped flowers; wine-red fall color; red-black berries, rarely produced
Spice Island	☀	4-5'	4-5'	white	May	✿ Pink buds open to fragrant white flowers; burgundy-red fall color
Snowball	☀	10-12'	10-12'	white	May	✿ Large snowball-shaped flowers; reddish-purple fall color; no fruit produced
Wayfaring, Mohican	☀	8-10'	8-10'	white	May	✿ Flat-topped flowers; orange-red berries in fall; leathery leaves turn orange-red in fall
<b>VITEX</b> , Blue Diddley						
<b>WEIGELA</b> Loads of trumpet-shaped blossoms attract hummingbirds. Plants may lightly rebloom later in summer on new growth.						
Electric Love	☀	1-2'	2-3'	vibrant red	June	✿ Dark red leaves in spring mature to deep reddish-green in summer; compact habit
Maroon Swoon	☀	4-5'	4-5'	dark maroon	May-June	✿ Dark maroon flowers; intermittent flowering summer-fall; dark green foliage
My Monet	☀	1-2'	1-2'	bright pink	June	✿ Green, cream and pink variegated leaves all season; compact habit
My Monet Purple Effect	☀	1-2'	2-3'	purple/pink	June	✿ Variegated green and cream leaves with pink and purple tones
My Monet Sunset	☀	1-2'	1-2'	pink	June	✿ Attractive golden-green variegated leaves; red fall color; compact habit
Shining Sensation	☀	3-4'	3-4'	fuchsia pink	June	✿ Shiny burgundy-purple leaves turn purplish-green in summer; rounded habit
Spilled Wine	☀	1-2'	2-3'	pink-magenta	June	✿ Dark reddish-purple wavy leaves; compact, spreading growth habit
Strobe	☀	2-3'	3-4'	pink	June	✿ Bronze-green leaves turn orange in summer then red in fall; mounding habit
Stunner	☀	3-4'	3-4'	pink	June	✿ Dark purple leaves develop orange-red tones in fall; mounding habit
Wine & Roses	☀	4-5'	4-5'	rose-pink	June	✿ Glossy dark wine-red leaves in spring, purplish-green in summer; rounded habit
<b>WILLOW</b> These fast growing shrubs will thrive in moist to wet conditions, plus tolerate moderate pruning.						
Arctic Blue	☀	5-6'	5-6'	-	-	✿ Attractive silvery-gray leaves on fine-textured stems
Hakuro Nishiki	☀	8-10'	10-12'	-	-	✿ New growth emerges a variegated white, pink and green, maturing to lime-green
Pussywillow, French	☀	15-20'	12-15'	silver	April	✿ Plump buds open to silky soft catkins (flowers); great for cutting
Sageleaf, Iceberg Alley	☀	5-6'	5-6'	silver	April	✿ Large, powdery-silver leaves and stems; silvery catkins with red stamens in spring

## SYMBOL KEY



= Sun

These plants need at least 8 hours of direct sunlight.



= Partial Shade

These plants need a minimum of 4 hours of direct sunlight and a maximum of 8 hours. Avoid hot afternoon sun.



= Shade

These plants need less than 4 hours of direct sunlight. Avoid hot afternoon sun.



= Butterfly

These plants attract butterflies.



= Hummingbird

These plants attract hummingbirds.



= Fragrant

These plants have a fragrance.



= New

This plant is new for 2021!

Due to the possibility of conditions beyond our control, Bordine's reserves the right to be out of any item at any time.

## roses simplified

Roses can be a beautiful addition to your garden and can be planted any time from spring to fall. Consider these basic planting tips and general care before planting your roses.

- Plant in an area receiving at least 6 hours of direct sunlight. Morning sun and late afternoon shade are ideal to help prevent disease and maintain optimal flower color.
- Locate roses away from large trees or shrubs which will compete for food, moisture and sunlight.
- Roses perform best in well-drained soil high in organic matter. Poor soil conditions can be improved by using such products as **Bordine Complete Planting Mix** and **Bumper Crop Organic Soil Builder**.
- Water close to the base of your roses without watering the foliage. Avoid watering with overhead sprinklers if at all possible. Wet foliage can lead to disease problems, especially if left moist overnight.
- To maintain cool and moist roots and to help prevent weeds apply 2" of mulch around the base of your roses. Consider organic mulches such as Pine Bark or Pine Straw. Remove and replace mulch each spring to help prevent disease.
- Roses require a constant supply of nutrients. Fertilize with **Rose-tone** at the beginning of the growing season and every 4 weeks after. Stop fertilizing mid August to allow roses to harden off before winter.



To help prevent and control common rose diseases, apply **Bonide® Infuse™** as directed. For additional rose systemic disease control, care, products and supplies, visit our Garden Store today!



To view our full rose care sheet

SCAN ME!

Variety		ARS	Flower Color	Fragrance	Bloom Cycle	Height	Spread
---------	--	-----	--------------	-----------	-------------	--------	--------

### CLIMBING ROSES Tall growing canes with various types of flowers; usually grown on a fence, trellis or post.

ABOVE ALL	☀	7.8	Salmon-orange blended flowers	🌸🌸	C	10-12'	5-6'
ARBOROSE FLORENTINA	★☀	N/A	Bright red clusters	🌸🌸	C	6-8'	5-6'
BLAZE IMPROVED	☀	8.9	Double pure red	🌸	C	10-12'	5-6'
CHERRY FROST	☀	N/A	Cherry red	🌸	R	5-6'	4-5'
CLOUD 10	☀	7.6	Pure white clusters	🌸🌸🌸	R	6-8'	5-6'
DON JUAN	☀	8.3	Velvety dark red	🌸🌸🌸	C	10-12'	5-6'
GOLDEN OPPORTUNITY	★☀	N/A	Golden yellow	🌸🌸	C	8-10'	5-6'
HIGHWIRE FLYER	☀	N/A	Hot pink	N	C	6-8'	5-6'
JOSEPH'S COAT	☀	7.6	Multi-color red, pink, orange and yellow	🌸🌸	R	8-10'	4-5'
LADY IN RED	☀	8.0	Dark red with smoky tones	🌸	C	8-10'	5-6'
NEW DAWN	☀	8.4	Light pink flowers	🌸🌸🌸	C	10-12'	5-6'
RED EDEN	☀	7.3	Deep burgundy red	🌸	C	10-12'	5-6'
ZEPHERINE DROUHIN	☀🌸	8.1	Cerise pink	🌸🌸🌸	C	10-12'	5-6'

### ENGLISH ROSES Introduced by David Austin for their beauty, fragrance, exceptional flowering, & disease resistance.

CARDING MILL	☀	8.1	Large, deeply cupped apricot flowers	🌸🌸🌸	R	3-4'	3-4'
DARCEY BUSSELL	☀	7.7	Deep crimson red opening to full rosette	🌸🌸	C	3-4'	2-3'
LADY OF SHALOTT	☀	7.9	Salmon-pink with golden-yellow reverse	🌸🌸	C	4-5'	3-4'
ROALD DAHL	☀	N/A	Cupped rosettes of apricot-peach flowers	🌸🌸	R	3-4'	3-4'
TEASING GEORGIA	☀	7.7	Rich yellow, rosette-shaped flowers	🌸🌸🌸	R	8-10'	4-5'
TESS OF THE D'UBERVILLES	☀	8.1	Large, bright crimson cupped flowers	🌸🌸	R	5-6'	4-5'
THE LADY GARDENER	☀	7.6	Large, full petaled, rich apricot flowers	🌸🌸🌸	R	4-5'	3-4'
WINCHESTER CATHEDRAL	☀	7.9	Large, double warm white flowers	🌸🌸🌸	C	4-5'	4-5'

## ROSE SYMBOL KEY

**ARS RATING (American Rose Society)** - Ratings are based on a possible 10 points as assigned by the American Rose Society using factors such as fragrance, flower form, vigor, hardiness and disease resistance. N/A= newer variety (not rated yet)

#### FRAGRANCE

🌸🌸🌸 = Strong    🌸🌸 = Moderate    🌸 = Slight    N = None

#### BLOOM CYCLE

C = Continuous - Sets buds and blooms throughout the season  
R = Recurrent - Sets buds, blooms and rests before setting buds again

# Roses

Variety		ARS	Flower Color	Fragrance	Bloom Cycle	Height	Spread
<b>FLORIBUNDA ROSES</b> Clusters of smaller flowers are produced en masse; plants are usually shrubby in form.							
ARCTIC BLUE	☼	N/A	Lilac pink softens to lavender-blue	☼☼	C	3-4'	3-4'
BELINDA'S DREAM	★☼	8.4	Medium pink double	☼☼	C	3-4'	3-4'
BRICK HOUSE	★☼	N/A	Deep red	☼	C	3-4'	3-4'
BRICK HOUSE PINK	★☼	N/A	Bright fluorescent pink	☼	C	2-3'	3-4'
BURST OF JOY	☼	N/A	Bright orange with yellow reverse	☼	C	3-4'	3-4'
CELESTIAL NIGHT	☼	N/A	Deep plum-purple w/ raspberry reverse	☼	C	3-4'	3-4'
CHIHULY	☼	7.6	Apricot yellow, orange and red	☼	C	3-4'	3-4'
CINCO DE MAYO	☼	7.8	Blend of rusty-red and lavender-smoke	☼☼	C	3-4'	3-4'
DORIS DAY	☼	7.6	Pure golden-yellow with ruffled edges	☼☼☼	C	3-4'	3-4'
DROP DEAD RED	☼	7.5	Double intense red	☼	C	3-4'	3-4'
EASY DOES IT	☼	7.9	Blend of orange, peach and pink	☼☼	C	3-4'	3-4'
EASY SPIRIT	☼	7.8	White with cream base	☼	C	3-4'	3-4'
JULIA CHILD	☼	8.3	Butter-gold	☼☼☼	C	3-4'	3-4'
KETCHUP & MUSTARD	☼	7.4	Double red and yellow	☼	R	3-4'	3-4'
LIFE OF THE PARTY	☼	N/A	Soft yellow w/ pink petal edges	☼☼☼	C	3-4'	3-4'
LOVE SONG	☼	7.6	Double ruffled lavender	☼☼	C	3-4'	3-4'
OH MY!	☼	7.8	Double, deep red	☼	C	3-4'	3-4'
ROSIE THE RIVETER	☼	N/A	Orange-gold w/ pink & gold reverse	☼☼	C	3-4'	3-4'
SCENTIMENTAL	☼	7.8	Burgundy red swirled with white	☼☼☼	C	3-4'	3-4'
SUMMER ROMANCE	★☼	7.6	Dark pink buds open to pink flowers	☼☼☼	C	3-4'	3-4'
SUNSPRITE	☼	8.3	Double, deep yellow	☼☼☼	C	3-4'	3-4'
VERANDA BRILLIANT	☼	8.1	Bright orange-red	N	C	3-4'	3-4'
VERANDA LAVENDER	☼	8.1	Double lavender	N	C	3-4'	3-4'
VIOLET'S PRIDE	☼	7.6	Lavender-blue with magenta heart	☼☼	C	3-4'	3-4'
<b>GRANDIFLORA ROSES</b> Flowers resemble Hybrid Teas, but are usually smaller and in clusters of 5 to 7.							
ALL DRESSED UP	☼	N/A	Double medium pink	☼☼	C	5-6'	3-4'
ANNA'S PROMISE	☼	7.4	Golden & pink blush bicolor w/copper reverse	☼☼	C	5-6'	3-4'
CRAZY LOVE	★☼	N/A	Large, coppery-yellow to pink blend	☼☼	C	4-5'	3-4'
DREAM COME TRUE	☼	7.5	Yellow with ruby-red blush	☼☼	C	4-5'	3-4'
HAPPY GO LUCKY	☼	7.6	Double yellow	☼☼	C	4-5'	3-4'
PARADE DAY	☼	7.7	Fuchsia pink striped with bright white	☼☼☼	C	5-6'	3-4'
QUEEN ELIZABETH	☼	8.1	Double clear pink	☼☼	C	5-6'	3-4'
ROCK & ROLL	☼	7.5	Wild stripes of burgundy, red and white	☼☼☼	C	4-5'	3-4'
SITTING PRETTY	★☼	N/A	Large, rich pink	☼☼	C	4-5'	3-4'
STATE OF GRACE	☼	N/A	Apricot-gold blend w/dark pink reverse	☼☼	C	4-5'	3-4'
TWILIGHT ZONE	☼	7.3	Double velvet purple	☼☼☼	C	4-5'	3-4'



## Choosing the Right Rose for your Garden

**Exceptional Fragrance** - Hybrid Tea, Grandiflora, English & Floribunda

**Large, Showy Flowers** - Hybrid Tea, Grandiflora & English

**Ideal for Low Beds & Borders** - Miniature & Drift

**Low Maintenance** - Shrub, Knock Out & Drift

## ROSE SYMBOL KEY

**ARS RATING (American Rose Society)** - Ratings are based on a possible 10 points as assigned by the American Rose Society using factors such as fragrance, flower form, vigor, hardiness and disease resistance. N/A= newer variety (not rated yet)

### FRAGRANCE

☼☼☼ = Strong

☼☼ = Moderate

☼ = Slight

N = None

### BLOOM CYCLE

C = Continuous - Sets buds and blooms throughout the season

R = Recurrent - Sets buds, blooms and rests before setting buds again

# Roses

Variety		ARS	Flower Color	Fragrance	Bloom Cycle	Height	Spread
---------	--	-----	--------------	-----------	-------------	--------	--------

## HYBRID TEA ROSES Beautiful, shapely flowers - usually alone on long stems, but occasionally in clusters of 3 to 5.

ALL MY LOVING	☆	7.8	Cerise pink	🌹🌹	C	4-5'	3-4'
DEE-LISH	☆	7.6	Deep pink	🌹🌹🌹	C	5-6'	3-4'
DOUBLE DELIGHT	☆	8.3	Creamy-white edged with red	🌹🌹🌹	C	3-4'	3-4'
ELEGANZA SUNNY SKY	☆	7.7	Light yellow with darker reverse	🌹🌹	C	4-5'	3-4'
ETERNAL FLAME	☆	7.6	Soft flickering yellow	🌹🌹🌹	C	4-5'	3-4'
FALLING IN LOVE	☆	7.6	Warm pink with cream reverse	🌹🌹🌹	C	4-5'	3-4'
FIREFIGHTER	☆	7.8	Velvet rose	🌹🌹🌹	C	4-5'	3-4'
FRAGRANT CLOUD	☆	8.1	Bright coral-red	🌹🌹🌹	C	4-5'	2-3'
FRANCES MEILLAND	☆	7.6	Shell pink softening to white	🌹🌹🌹	C	5-6'	3-4'
GOOD AS GOLD	☆	7.6	Deep golden-orange with a kiss of red	🌹🌹	C	4-5'	3-4'
LOVE AT FIRST SIGHT	☆	N/A	Rich red with white reverse	🌹	C	3-4'	2-3'
MISTER LINCOLN	☆	8.3	Velvety dark red	🌹🌹🌹	C	4-5'	3-4'
NEIL DIAMOND	☆	7.6	Pink with white stripes	🌹🌹🌹	C	4-5'	3-4'
PAINTED PORCELAIN	☆	N/A	White splashed pink w/cream reverse	🌹🌹	C	4-5'	3-4'
PEACE	☆	8.0	Light yellow edged with pink	🌹🌹	C	4-5'	3-4'
PERFUME FACTORY	☆	N/A	Magenta fading lavender-pink	🌹🌹🌹	C	5-6'	3-4'
PINKERBELLE	☆	N/A	Pink, lavender and cream blend	🌹🌹🌹	C	5-6'	3-4'
POPE JOHN PAUL II	☆	7.5	Pure white	🌹🌹🌹	C	4-5'	3-4'
SUGAR MOON	☆	7.7	Bright white	🌹🌹🌹	C	4-5'	3-4'
SUNBELT SAVANNAH	☆	7.9	Salmon-pink	🌹🌹🌹	C	4-5'	3-4'
TROPICANA	☆	7.6	Clear coral orange	🌹🌹🌹	C	4-5'	3-4'
VETERAN'S HONOR	☆	8.4	Bright red	🌹	C	4-5'	3-4'

## MINIATURE ROSES Smaller versions of Floribundas or Hybrid Teas; these compact plants are packed with color!

ALL A TWITTER	☆	7.5	Orange	🌹	C	1-2'	1-2'
BE MY BABY	☆	7.8	Luminous pink w/ touch of yellow	🌹	C	1-2'	2-3'
CUTIE PIE	☆	7.7	Peach & yellow blend w/dark pink blush	🌹	C	1-2'	1-2'
GOURMET POPCORN	☆	8.5	Crisp white	🌹🌹🌹	C	1-2'	1-2'
LEMON DROP	☆	7.8	Clear lemon-yellow	🌹	C	1-2'	2-3'
LIFE'S LITTLE PLEASURES	☆	N/A	Lavender-magenta	🌹🌹	C	2-3'	2-3'
PETITE KNOCK OUT	☆	N/A	Red	🌹	C	1-2'	1-2'
RUBY RUBY	☆	8.0	Cherry-red	🌹	C	1-2'	2-3'
TIDDLY WINKS	☆	7.9	Double orange-pink with yellow center	🌹	C	1-2'	2-3'
WHIMSY	☆	7.9	Double pink with white splashes	🌹	C	1-2'	1-2'

## SHRUB ROSES Clusters of smaller flowers; very hardy and durable with a wide range of colors and uses.

BELINDA'S BLUSH	☆	N/A	Cream with light pink blush	🌹🌹	C	4-5'	3-4'
BLANC DOUBLE DE COUBERT	☆	8.1	Semi-double pure white	🌹🌹🌹	R	4-5'	4-5'
DRIFT CORAL	☆	7.3	Coral orange	N	C	1-2'	2-3'
DRIFT PEACH	☆	7.5	Soft peachy-pink	N	C	1-2'	2-3'
DRIFT RED	☆	7.7	Scarlet-red	N	C	1-2'	2-3'
DRIFT SWEET	☆	8.1	Double clear pink	N	C	1-2'	2-3'
DRIFT WHITE	☆	7.9	Double pure white	N	C	1-2'	2-3'
HANSA	☆	8.4	Double vibrant violet-red	🌹🌹🌹	R	4-5'	4-5'
KNOCK OUT CORAL	☆	8.2	Rich coral	N	C	4-5'	4-5'
KNOCK OUT DOUBLE PINK	☆	8.3	Bright bubblegum pink	N	C	3-4'	3-4'
KNOCK OUT DOUBLE RED	☆	8.1	Double cherry-red	N	C	3-4'	3-4'
KNOCK OUT RED	☆	8.3	Single cherry-red	N	C	3-4'	3-4'
KNOCK OUT SUNNY	☆	7.7	Single bright yellow to creamy-white	🌹	C	3-4'	3-4'
KNOCK OUT WHITE	☆	8.0	Single creamy white	🌹	C	3-4'	3-4'
MIRACLE ON THE HUDSON	☆	N/A	Bright red single to semi-double	🌹	C	4-5'	3-4'
SUNBELT POLAR EXPRESS	☆	7.8	Ivory white	🌹🌹🌹	C	4-5'	3-4'

# Broadleaf Evergreens

Plant Name		Height	Spread	Flower Color	Blooms	Special Features
<b>AZALEA</b> Provides a spectacular display of color each spring as flowers cover the plants for up to 2 weeks.						
Bixby	☀	2-3'	3-4'	bright red	May	✂ Single red flowers w/wavy edges; leaves turn mahogany in fall
Elsie Lee	☀	3-4'	4-5'	lavender	May	✂ Semi-double, light lavender flowers; leaves turn bronze-green in fall
Girard Crimson	☀	2-3'	4-5'	crimson red	May	✂ Crimson red flowers; leaves turn bronze-green in fall; spreading shape
Girard Rose	☀	3-4'	4-5'	rose-red	May	✂ Single, deep rose-red flowers; green leaves turn red in fall
Hot Shot	☀	3-4'	4-5'	deep orange-red	May	✂ Deep orange-red flowers; green leaves turn bronze-green in fall
Karen	☀	3-4'	4-5'	lavender-pink	May	✂ Lavender-pink flowers; green leaves turn bronze-yellow in fall
Pleasant White	☀	2-3'	4-5'	white	May	✂ Large white flowers w/creamy centers; leaves turn bronze-green in fall
Purple Splendor	☀	3-4'	4-5'	magenta-purple	May	✂ Magenta-purple flowers with frilly edges; leaves turn bronze-green in fall
Stewartsonian	☀	4-5'	5-6'	bright red	May	✂ Brick-red flowers; dark green leaves with wine tint in spring and fall
Tradition	☀	3-4'	4-5'	pink	May	✂ Pink flowers; dark green leaves turn bronze-green in fall
<b>BOXWOOD</b> May be sheared into formal shapes or allowed to grow more naturally. One of the few plants that deer will not eat.						
Baby Gem	☀	2-3'	3-4'	-	-	Bright green leaves; bronze-green in winter; compact, rounded habit
Franklin's Gem	☀	2-3'	3-4'	-	-	Lime-green growth matures to olive-green leaves; compact rounded habit
Green Gem	☀	3-4'	3-4'	-	-	Small dark green leaves/good winter color; slow growing-compact habit
Green Mound	☀	2-3'	3-4'	-	-	Glossy dark green leaves/good winter color; compact, mounded habit
Green Mountain	☀	4-5'	2-3'	-	-	Green leaves/good winter color; dense upright habit
Green Mountain Pyramidal	☀	4-5'	2-3'	-	-	Green leaves/good winter color; pruned to upright, pyramidal habit
Green Velvet	☀	2-3'	3-4'	-	-	Green leaves/good winter color; spreading habit
Winter Gem	☀	3-4'	4-5'	-	-	Bright, glossy green leaves/bronze-green winter color; spreading habit
<b>EUONYMUS</b> Very colorful and versatile. Can be trimmed into tight habits or allowed to roam and become ground cover-like.						
Emerald 'N Gold	☀	2-3'	3-4'	-	-	Small green leaves edged with yellow; mounded/spreading habit
Emerald Gaiety	☀	2-3'	3-4'	-	-	Small green leaves edged with white; mounded/spreading habit
Gold Splash	☀	1-2'	2-3'	-	-	Large green leaves edged with deep golden-yellow; pinkish winter tones
White Album	☀	1-2'	2-3'	-	-	Large green leaves edged with creamy white; mounding to spreading habit
<b>HOLLY</b> Cherished for their beautiful, glossy foliage. Blue female varieties produce attractive red fruit in the fall.						
Blue Prince	☀	6-8'	5-6'	white	May	Shiny dark blue-green leaves; male pollinator for Blue Princess
Blue Princess	☀	6-8'	5-6'	white	May	Dark blue-green leaves; red berries in fall; pollinate with Blue Prince
Emerald Magic	☀	2-3'	3-4'	-	-	Small dark blue-green leaves turn purplish-green in winter; male pollinator
Inkberry, Shamrock	☀	4-5'	3-4'	white	May	Glossy bright green leaves; compact upright habit
Royal Family (Prince/Princess)	☀	6-8'	5-6'	white	May	Male & female plants combines in same pot for reliable red berries in fall
<b>PIERIS</b> Pendulous clusters of buds form in late summer, producing beautiful flowers the following spring. Bronze-green fall color.						
Dorothy Wycoff	☀	4-5'	3-4'	pink-white	April-May	☀ Red buds open to clusters of pale-pink to creamy-white bell-shaped flowers
Katsura	☀	5-6'	4-5'	rose-white	April-May	☀ Rose-white bell-shaped flowers; wine-red new growth matures to dark green
Mountain Fire	☀	5-6'	4-5'	white	April-May	☀ Fiery red new growth in spring matures to a dark green
<b>RHODODENDRON</b> Choose from a wide variety of flower colors, plant sizes and semi-evergreen leaf characteristics. Blooms last up to 2 weeks.						
<b>Dwarf</b> , Baden Baden	☀	2-3'	3-4'	cherry-red	May	✂ Dark green, slightly twisted leaves all season; compact habit
Biloxi Blues	☀	2-3'	2-3'	lavender	May	✂ Small gray-green leaves; compact rounded habit
Faisa	☀	3-4'	3-4'	lavender	May	✂ Small green leaves; compact habit
<b>Largeleaf</b> , American Beauty	☀	5-6'	4-5'	magenta	May	✂ Magenta flowers with yellow-green spots; rounded habit
Calsap	☀	6-8'	5-6'	white w/purple	May	✂ Bright emerald green leaves; White flower w/purple blotch
Capistrano	☀	4-5'	5-6'	bright yellow	May	✂ Unique color; large green leaves form compact mounding habit
Chionoides	☀	4-5'	5-6'	white	May	✂ Ivory-white flowers with yellow centers; compact spreading habit
Dandy Man Purple	☀	5-6'	4-5'	lavender-purple	May	✂ Rich, purple-lavender flowers; upright-rounded habit; improved hardiness
Florence Parks	☀	5-6'	5-6'	purple	May	✂ Deep purple flowers with dark purple blotch; rounded habit
Holden	☀	4-5'	5-6'	rosy-pink	May	✂ Large glossy green leaves; round to spreading habit
Nova Zembla	☀	6-8'	6-8'	dark red	May	✂ Dark red flowers with darker red spots; rounded habit
Polar Night	☀	5-6'	5-6'	purple w/burgundy	May	✂ Purple flowers with burgundy blotch; round to spreading habit
Roseum Elegans	☀	6-8'	6-8'	rosy-lavender	May	✂ Large dark green leaves; rounded habit
<b>PJM</b>	☀	4-5'	4-5'	lavender pink	May	✂ Medium-sized dark green leaves turn purplish in winter
Landmark	☀	4-5'	4-5'	purplish-red	May	✂ Medium sized dark green leaves turn mahogany-bronze in winter
Olga Mezzitt	☀	4-5'	4-5'	pink	May	✂ Medium-sized green leaves turn light red in winter
<b>Yaku</b> , Prince	☀	2-3'	3-4'	pinkish-white	May	✂ Large green leaves with silvery-white felt-like undersides

An Eastern exposure is the preferred placement for this group of plants. Most Broadleaf Evergreens enjoy morning sun for their foliage and flowering vigor, but prefer to keep cool in the afternoon shade. Just as important is the protection found here during the winter months when strong winds and sunlight can severely damage the leaves and buds.

# Evergreens-Spreading

Plant Name		Height	Spread	Shape	Special Features
<b>ARBORVITAE</b> These selections have soft textured foliage that needs minimal pruning. Nice in groupings or as a hedge.					
Anna's Magic Ball	☀	1-2'	2-3'	compact globe	Bright golden-yellow foliage; bronze tones in winter
Danica	☀	1-2'	2-3'	compact/spreading	Bright emerald-green foliage; retains good color through winter
Fire Chief	☀	3-4'	3-4'	compact/rounded	Fine golden foliage with orange-red tips; turns reddish in fall/winter
Golden Globe	☀	5-6'	5-6'	broad globe	Golden yellow to yellow green foliage; bronze-yellow in winter
Hetz Midget	☀	2-3'	3-4'	compact globe	Rich light green foliage; requires very little pruning
Little Giant	☀	3-4'	3-4'	compact globe	Rich green foliage; retains good color through winter
Mr. Bowling Ball	☀	2-3'	2-3'	compact/rounded	Dense and fine textured sage-green foliage; requires very little pruning
Pancake	☀	1-2'	2-3'	flattened-round	Fine textured blue-green foliage turns deeper blue in fall
<b>CYPRESS, Siberian</b>					
Threadleaf, Mops	☀	2-3'	3-4'	mounded/rounded	Bright green lacy foliage turns copper colored in fall and winter
<b>JUNIPER</b> From ground covers to spreading and rounded shapes, Junipers are a tough and durable evergreen for many uses.					
Andorra, Youngstown	☀	1-2'	5-6'	wide spreading	Soft grayish-green foliage turns purplish in winter
Angelica Blue	☀	3-4'	5-6'	spreading	Bright grey-blue foliage; develops purplish cast in winter
Blue Pacific	☀	8-12"	5-6'	low spreading	Distinctive bright blue-green clustered foliage; good winter color
Blue Rug	☀	4-6"	5-6'	ground hugging	Intense silver-blue foliage all season; develops purplish cast in winter
Blue Star	☀	2-3'	3-4'	dense mounded	Steel blue star-shaped foliage; purplish cast in winter
Calgary Carpet	☀	8-12"	5-6'	low spreading	Soft green foliage; retains good color through winter; layered branches
Daub's Frosted	☀	2-3'	5-6'	low spreading	Bright golden frosted foliage with bluish-green undertones
Green Carpet	☀	8-12"	5-6'	low spreading	Bright green foliage matures to a thick dark green carpet; good winter color
Grey Guardian	☀	2-3'	5-6'	spreading	Vivid greyish-blue foliage with lacy texture; develops purplish cast in winter
Procumbens Dwarf	☀	8-12"	5-6'	low spreading	Bluish-green foliage; mounded center and trailing branches
Sea Green	☀	5-6'	6-8'	spreading	Lacy, bright mint-green foliage; spreading habit with arching branches
Sea of Gold	☀	3-4'	5-6'	compact spreading	Bright yellow lacy foliage; retains good color through winter
<b>PINE</b> These shrubs have longer needles than other spreading evergreens & add a unique, textured look to the landscape.					
Mugo, Mops	☀	3-4'	4-5'	globe to spreading	Dark green needles; retains good color through winter; dense
Mugo, Slowmound	☀	2-3'	3-4'	globe to spreading	Compact, dark green needles; deep green color through winter; dense
<b>SPRUCE</b> These slow growing, short-needled varieties require minimal pruning.					
Norway, Birdsnest	☀	2-3'	4-5'	low spreading	Green needles; low spreading shape with depressed nest-like center
Elegans	☀	2-3'	4-5'	mounded/spreading	Green needles; mounded center, maturing to dome-shaped
Pumila	☀	4-5'	5-6'	globe to spreading	Dark green needles; unique upward and outward pointed tips
<b>YEW</b> Adaptable for a wide range of conditions, especially for areas with limited sunlight, such as the north side.					
Densiformis	☀	3-4'	5-6'	rounded to spreading	Dark green needles; easily pruned to maintain desired size & shape
Everlow	☀	1-2'	4-5'	low spreading	Dark green needles; dense growth with low spreading habit
Wardi	☀	2-3'	5-6'	low spreading	Dark green needles; low spreading habit; develops flattened top w/age

## Pruning Evergreens

**Reasons for Pruning** - In general, most evergreens need minimal pruning. It is important to choose the correct size evergreen for its location when planning a landscape, as it is nearly impossible to correct an overgrown evergreen by pruning. Damage can occur to branches from wind, ice, disease and insect problems. These dead or damaged branches will need to be removed to prevent more damage from occurring. This type of pruning should be done as soon as the need arises, since waiting could allow disease to spread to healthy wood.



SCAN ME!

**Spruces** can be trimmed while young to produce a fuller tree by trimming the new growth by 1/3 to 1/2. This should be done after the new growth has hardened off in July. More severe pruning can be done by cutting back into last year's growth, just be sure to make the cut above a side branch or bud.

**Pines** can be made fuller by trimming new growth back by 1/3 to 1/2, however, do not trim into last year's growth, as they do not possess the dormant buds that the Firs and Spruce do and will not replace the branches removed.

**Arborvitae and Junipers** can also be kept more compact by cutting back new growth. These plants tend to have a 'dead zone', or interior area where there is no foliage, so cutting back too far exposes the dead zone, and is very unsightly. Severe pruning should be done in early spring so the new growth will fill in the exposed areas.

**Yews** can be trimmed to maintain a formal shape if desired. Their new growth can be trimmed as needed in mid-June. Yews can also have a second light pruning in late September. Do not over prune late in the year.

# Evergreens-Tall Under 25'

Plant Name		Height	Spread	Shape	Special Features
<b>ARBORVITAE</b> Soft textured foliage and easy care make Arborvitae an ideal choice for hedges to create visual screens.					
Dark Green	☀	15-20'	5-6'	upright pyramidal	Dark green fan-shaped foliage; good winter color; variety native to Michigan
Degroot's Spire	☀	12-15'	3-4'	columnar	Dense green fan-shaped foliage with textured appearance; good winter color
Emerald	☀	12-15'	3-4'	narrow pyramidal	Bright emerald-green foliage; retains good color through winter
Forever Goldy	☀	12-15'	6-8'	broad pyramidal	Bright gold fan-shaped foliage turning orange-gold in fall
Green Giant	☀	20-25'	8-10'	broad pyramidal	Lustrous, rich green foliage; fast growing with graceful branching habit
Holmstrup	☀	8-10'	3-4'	compact pyramidal	Bright green fan-shaped foliage; retains good winter color
Jantar	☀	12-15'	3-4'	narrow upright	Bright yellow fan-shaped foliage; develops amber tones in winter
Techny	☀	12-15'	6-8'	broad upright	Lacy dark green foliage; develops deep green to almost black tones in winter
<b>JUNIPER</b> This group of colorful evergreens is ideal for hedging. Junipers are more suited to withstand heat and drying winds.					
Blue Point	☀	10-12'	4-5'	dense pyramidal	Dense blue-gray foliage retains color well into fall; bronzy gray-green in winter
Compressa, Gold Cone	☀	6-8'	2-3'	narrow columnar	Bright golden-yellow foliage; bronze-gold tones in winter
Skyrocket	☀	12-15'	2-3'	narrow upright	Bluish-green foliage; develops purplish-gray tones in winter
Spartan	☀	12-15'	5-6'	broad upright	Brilliant green foliage all season; color deepens in winter
Taylor	☀	12-15'	3-4'	narrow upright	Grayish-green foliage all season; retains good winter color
Wichita Blue	☀	12-15'	5-6'	upright pyramidal	Bright blue foliage; color softens to a grayish blue-green in winter
<b>SPRUCE</b> A wide variety of needle colors, plus distinctive branching characteristics.					
Alberta, Dwarf	☀	8-10'	3-4'	dense pyramidal	Short green needles; slow growing - requires little pruning
Jean's Dilly	☀	5-6'	2-3'	compact pyramidal	Very short green needles; very slow growing-requires no pruning
Rainbow's End	☀	8-10'	3-4'	dense pyramidal	Green needles with creamy-yellow growth in summer; slow growing
<b>YEW</b> Adaptable for a wide range of conditions-especially for areas with limited sunlight, such as the north side of buildings.					
Capitata	☀☀☀	6-8'	3-4'	broad pyramidal	Dark green needles; retains good winter color; easily pruned to maintain shape
Hick's	☀☀☀	6-8'	3-4'	dense upright	Dark green needles; dense with flat top; easily pruned to maintain shape
Hill's Columnar	☀☀☀	6-8'	3-4'	dense upright	Dark green needles with light green undersides; retains good winter color

# Evergreens-Tall Over 25'

Plant Name		Height	Spread	Shape	Special Features
<b>FIR</b> These pyramidal types make a fine specimen tree, especially in naturalized areas.					
Canaan	☀	30-40'	15-20'	pyramidal	☀ Lustrous green needles with soft texture; similar look to Balsam Fir
Concolor	☀	40-50'	20-25'	pyramidal	☀ Long upcurved, green to blue-green needles; color varies from tree to tree
HEMLOCK, Canadian	☀	30-40'	15-20'	spreading pyramidal	Short, dark green needles on graceful branches; tolerates heavy pruning
<b>PINE</b> Long needled pines are a favorite for those who like a more open and textured appearance.					
Limber, Vanderwolf's	☀	25-30'	15-20'	upright pyramidal	Long, soft blue-green twisted needles; upward curving branches
White	☀	50-60'	25-30'	wide pyramidal	Light blue-green needles with soft-texture; shape opens with age
<b>SPRUCE</b> A wide variety of needle colors, plus distinctive branching characteristics. Taller varieties are ideal for screening.					
Colorado, Baby Blue	☀	25-30'	10-12'	pyramidal	Bright blue needles with consistent color; growth and habit is a bit more compact
Meyer's Blue	☀	30-40'	15-20'	pyramidal	Short blue-green needles; dense form with refined texture
Norway	☀	50-60'	20-25'	pyramidal	Dark green needles; upward pointed branch tips with pendulous branchlets
Serbian	☀	40-50'	12-15'	pyramidal	Green needles with whitish below; branch tips turn upward to show white below
White, Black Hills	☀	30-40'	15-20'	broad pyramidal	Short, dark green to bluish-green needles; graceful branching

To insure success when planting perennials, trees & shrubs use **Sphagnum Peat**. Spread 1 to 2" of Sphagnum Peat over the planting area and thoroughly dig in or rototill to a minimum depth of at least 6 to 8".



Established acid-loving plants, such as Evergreens, should be fed twice yearly, spring and late fall. Sprinkle **Holly-tone** around the base of your plants as directed on the bag. If the area to be fed is mulched, it is preferable to remove the mulch, feed and then restore the mulch on top of the application of plant food.

Due to the possibility of conditions beyond our control, Bordine's reserves the right to be out of any item at any time.

# Evergreens-Artistic & Unique

Plant Name		Height	Spread	Special Features	
WEeping VARIETIES					
CYPRESS, Nootka, Blue Weeping	☀️🌿	15-20'	6-8'	Dark blue-green foliage on pendulous branches; broad, upright habit	
LARCH, European Weeping	☀️	6-8'	5-6'	Soft green needles turn yellow in fall before dropping; weeping-pendulous branching	
PINE, White, Weeping	☀️	6-8'	6-8'	Blue-green needles, soft-textured; twisting/pendulous branches form unique shape	
SPRUCE, Norway, Weeping	☀️	6-8'	5-6'	Dark green needles; grows to an individually unique specimen with cascading branches	
White, Columnar Weeping	☀️	15-20'	5-6'	Grayish-green needles; narrow columnar shape with downward weeping branches	
TOPGRAFTED TREE FORMS					
CYPRESS, Hinoki, Slender Dwarf	☀️🌿	5-6'	3-4'	Dark green fan-shaped foliage; unique tree with compact, broad habit	
Siberian	☀️🌿	4-5'	4-5'	Bright green lacy foliage, turning copper-colored in fall and winter; downward weeping branches	
JUNIPER, Blue Star	☀️	4-5'	3-4'	Steel blue star-shaped foliage w/purplish winter cast; forms a compact globe on top of stem	
Daub's Frosted	☀️	4-5'	4-5'	Bright golden frosted foliage with bluish-green undertones; compact globe shape	
PINE, Mugo, Slowmound	☀️	4-5'	4-5'	Dark green needles retain good color in winter; very dense with rounded globular shape	
White, Blue Shag	☀️	3-4'	4-5'	Light blue-green needles with very soft texture; compact globe to rounded shape	
SPRUCE, Colorado Blue, Globe	☀️	5-6'	5-6'	Silvery-blue needles; globe shape/can mature to broad upright shape with age if unpruned	
Norway, Little Gem	☀️	3-4'	3-4'	Green needles; low spreading shape with dense globe habit; requires little pruning	
Serbian, Dwarf	☀️🌿	4-5'	3-4'	Green needles with whitish undersides; globe shape maturing to broad upright habit with age	
POMPON FORMS					
JUNIPER, Sea Green	☀️	prune to maintain	Bright green foliage, good winter color; individually created for specimen use		
SPIRAL & TIERED FORMS					
ARBORVITAE, Emerald	☀️🌿	prune to maintain	Soft, bright green foliage; uniquely created spiral or tiered shape for specimen use		
JUNIPER, (several varieties)	☀️	prune to maintain	Green, blue or yellow colored foliage; uniquely created shape for specimen use		
SPRUCE, Alberta Dwarf	☀️	prune to maintain	Short green needles form dense growth; uniquely created shape for specimen use		
SPREADING UNIQUES					
ARBORVITAE, Franky Boy	☀️	5-6'	3-4'	broad upright	Filaments of yellow growth extend from lime green interior; orange-bronze winter cast
Whipcord	☀️	4-5'	3-4'	low mounding	Long tendrils of glossy green foliage giving a pendulous mop effect
CYPRESS, Hinoki, Dwarf	☀️🌿	2-3'	2-3'	compact globe	Dark green fan-shaped foliage; slow growing; retains good winter color
Sawara, Cream Ball	☀️🌿	2-3'	2-3'	dense globe	Soft creamy-yellow foliage with hints of blue & green
Threadleaf, Mops	☀️🌿	2-3'	3-4'	low mounding	Bright golden thread-like foliage; unique texture and habit
PINE, White, Blue Shag	☀️	3-4'	4-5'	globe to rounded	Light blue-green needles with soft texture; compact habit
SPRUCE, Colorado Blue, Globe	☀️	4-5'	5-6'	rounded	Silvery-blue needles; matures to broad upright shape with age if unpruned
Colorado Blue, Montgomery	☀️	4-5'	5-6'	rounded	Silvery-blue needles; matures to broad upright or cone-shaped w/age if unpruned
Norway, Little Gem	☀️	2-3'	3-4'	globe to spreading	Short, dark green needles; dense globe to spreading habit
TALL UNIQUES					
BALDCYPRESS	☀️	40-50'	15-20'	pyramidal	Soft green needles turn russett in fall before dropping; prefers moist soils
Lindsey's Skyward	☀️	15-20'	5-6'	narrow upright	Soft, green fern-like foliage turns russet in fall before dropping; prefers moist soils
CYPRESS, Fernspray Gold	☀️🌿	4-5'	4-5'	broad upright	Bright yellow to golden fern-like foliage on arching branches
Gold Spangle	☀️	6-8'	5-6'	pyramidal	Bright, golden thread-like foliage all season; trimmed to pyramidal form
Hinoki, Crippsi	☀️🌿	6-8'	4-5'	broad pyramidal	Feathery bright yellow foliage on spreading branches; bronze-yellow winter color
Slender	☀️🌿	8-10'	5-6'	open pyramidal	Dark green fan-shaped foliage, slightly pendulous at branch tips; arching branches
Slender Dwarf	☀️🌿	5-6'	3-4'	broad upright	Glossy, dark green fan-shaped foliage in horizontal layers along stems
Nootka, Blue	☀️🌿	20-25'	10-12'	broad pyramidal	Flat sprays of blue-green foliage with pendulous tips; retains good winter color
DAWN REDWOOD	☀️	50-60'	20-25'	pyramidal	Soft bright green needles turn orange-red-brown in fall before dropping
Gold Rush	☀️🌿	30-40'	15-20'	pyramidal	Soft golden-yellow needles turn orange-brown in fall before dropping
JUNIPER, Compressa	☀️	5-6'	1-2'	narrow upright	Dark green needles with silvery accents; bronze-green winter color
Compressa, Gold Cone	☀️	6-8'	2-3'	narrow upright	Bright golden-yellow needles; golden-bronze winter color
PINE, Umbrella, Joe Kozey	☀️	6-8'	2-3'	upright	Glossy, green whorled needles; exotic look with upright shape
White-Hybrid, Domingo	☀️	15-20'	10-12'	broad pyramidal	Long, soft blue-green needles; more compact habit than White Pine
SPRUCE, Norway, Cupressina	☀️	30-40'	6-8'	narrow columnar	Dark green needles; ascending branches
White, Columnar Weeping	☀️	15-20'	5-6'	narrow columnar	Grayish-green needles; downward weeping branches

## SYMBOL KEY



= Sun

These plants need at least 8 hours of direct sunlight.



= Partial Shade

These plants need a minimum of 4 hours of direct sunlight and a maximum of 8 hours. Avoid hot afternoon sun.



= Shade

These plants need less than 4 hours of direct sunlight. Avoid hot afternoon sun.



= Butterfly

These plants attract butterflies.



= Hummingbird

These plants attract hummingbirds.



= Fragrant

These plants have a fragrance.



= New

This plant is new for 2021!

# Trees Under 25'

Plant Name		Height	Spread	Flower Color	Blooms	Fall Color	Special Features
<b>ALTHEA TREE</b> Outstanding display of flower color in late summer. Best flowering in full sun. Multi-stemmed varieties listed in the Shrub section.							
Arden	☀	8-10'	6-8'	violet	Aug-Sept	yellow	♣ Semi-double to double violet flowers
Bali	☀	6-8'	5-6'	white	Aug-Sept	yellow	♣ Semi-double white flowers with a red center
Blueberry Smoothie	☀	6-8'	5-6'	bluish-purple	Aug-Sept	yellow	♣ Double bluish-purple blueberry flowers; compact habit
Chiffon Lavender	☀	8-10'	6-8'	lavender	Aug-Sept	yellow	♣ Large, single lavender flowers with a lacy center
Fiji	☀	6-8'	5-6'	pink/red	Aug-Sept	yellow	♣ Semi-double, light pink flowers with a deep reddish-purple center
Purple Pillar	☀	8-10'	2-3'	purple	Aug-Sept	yellow	♣ Semi-double purple flowers with darker center; narrow upright habit
Raspberry Smoothie	☀	6-8'	5-6'	pink	Aug-Sept	yellow	♣ Double raspberry-pink flowers; compact habit
Satin Azurri Blue	☀	8-10'	6-8'	blue	Aug-Sept	yellow	♣ Large, single royal blue flowers with a red center
Tahiti	☀	6-8'	5-6'	deep purple/pink	Aug-Sept	yellow	♣ Semi-double, deep pink-purple flowers with a red center
<b>AMELANCHIER</b> Beautiful four-season trees with masses of showy white flowers, followed by small edible fruit that is highly favored by birds.							
Autumn Brilliance	☀	20-25'	15-20'	white	April	bright red	♣ Edible purplish-black berries in June; food for wildlife
Shadblow Serviceberry	☀	15-20'	15-20'	white	April	yellow-orange	♣ Multi-stemmed form with delicious purplish-blue fruit in June (birds)
<b>BIRCH</b> , River, Shiloh Splash ☀ 15-20' 10-12' - - yellow Green leaves with ivory white margins; slow growing with peeling bark							
<b>CATALPA</b> , Umbrella ☀ 12-15' 15-20' - - yellow Large, green heart-shaped leaves; rarely produces seed pods							
<b>CHERRY</b> Cherries offer a wide variety of flower colors and forms, plus several size variances in both weeping and upright varieties.							
First Blush	☀	20-25'	12-15'	pink	May	orange-red	♣ Dark green leaves; narrow upright oval habit
Higan Weeping	☀	15-20'	15-20'	pink	Apr-May	yellow	♣ Green leaves; wide-spreading/weeping habit
Kwanzan	☀	20-25'	15-20'	pink	May	orange-bronze	♣ Large, double flowers; green leaves; vase-shaped
Little Twist	☀	8-10'	6-8'	white	April	maroon	♣ Green leaves, long lasting fall color; fine-textured, zig-zag stems
Pink Cascade	☀	10-12'	10-12'	pink	April	orange	♣ Green leaves; strong downward weeping habit
Snow Fountains	☀	8-10'	10-12'	white	April	orange-gold-red	♣ Green leaves; semi-double blossoms; weeping habit
<b>CRAB</b> (Flowering Crabapple) Spectacular seasonal color! One of the most versatile and durable flowering trees in a range of flower, foliage and fruit colors.							
Coralburst	☀	8-10'	10-12'	rose-pink	May	yellow	♣ Coral buds; sparse 1/2" bronze fruit; green leaves; compact habit
Gladiator	☀	15-20'	8-10'	bright pink	May	reddish-orange	♣ Bronze-purple leaves mature to purplish-green; upright habit
Lancelot	☀	8-10'	6-8'	white	May	golden-yellow	♣ Bright green leaves; 3/8" golden fruit in fall; compact oval habit
Lollipop	☀	8-10'	8-10'	white	May	yellow	♣ Bright green leaves; sparse 3/8" yellow fruit; compact habit
Prairifire	☀	15-20'	15-20'	pinkish-red	May	orange-red	♣ Red-maroon leaves mature to red-green; red fruit; upright shape
Royal Raindrops	☀	15-20'	15-20'	pinkish-red	May	orange-red	♣ Deep purple cutleaf foliage maturing to purplish-green; 1/4" red fruit
Sparkling Sprite	☀	10-12'	10-12'	pinkish-white	May	yellow	♣ Bright green leaves; 1/4" golden-orange fruit; compact habit
Starlight	☀	20-25'	12-15'	white	May	yellow	♣ Green leaves; small red fruit in fall; broad upright habit
<b>DOGWOOD</b> Great year-round characteristics; beautiful flowers in spring, colorful summer and fall foliage, interesting winter bark & branching.							
Celestial Shadow	☀	15-20'	12-15'	white	May/June	pinkish-red	♣ Green leaves with bright yellow margins; red fruit in fall (birds)
Flowering, Cherokee Brave	☀	15-20'	15-20'	red-pink	May	red	♣ Reddish-pink flowers with white center; red fruit in fall (birds)
Cherokee Chief	☀	15-20'	15-20'	red-pink	May	red	♣ Deep reddish-pink flowers; dark green leaves; red fruit in fall (birds)
Cherokee Princess	☀	15-20'	15-20'	white	May	red	♣ Large white flowers; green leaves; red fruit in fall (birds)
Kousa, Chinese	☀	15-20'	15-20'	white	June	red	♣ Star-shaped white flowers; green leaves; red fruit in fall (birds)
Heart Throb	☀	15-20'	15-20'	red-pink	June	reddish-purple	♣ Large, rosy-pink star-shaped flowers; green leaves; red fruit in fall
Little Poncho	☀	8-10'	6-8'	white	June	reddish-purple	♣ Dwarf variety w/star-shaped flowers; green leaves; red fruit in fall
Scarlet Fire	☀	15-20'	15-20'	fuschia pink	June	reddish-purple	♣ Deep pink to fuschia colored flowers; green leaves; red fruit in fall
Summer Fun	☀	12-15'	12-15'	white	June	red/orange-pink	♣ Wavy green leaves with white margins; red fruit in fall (birds)
Venus	☀	20-25'	15-20'	white	May	red-purple	♣ Large creamy white flowers; green leaves; sparse orange-red fruit
<b>FRANKLIN TREE</b> ☀ 12-15' 10-12' white August orange-red Magnolia-like white flowers; large, shiny, dark green leaves							
<b>FRINGETREE</b> ☀ 12-15' 12-15' white June yellow Delicate flowers in 6-8" clusters; lustrous medium green leaves							
<b>GINKGO</b> , Jade Butterfly ☀ 12-15' 12-15' - - yellow Deeply divided fan-shaped foliage; compact spreading habit							
<b>GOLDENCHAIN TREE</b> ☀ 12-15' 10-12' yellow - yellow-tan Long fragrant flowers; bright green leaves; olive green bark							
<b>HEPTACODIUM</b> , Temple of Bloom ☀ 8-10' 10-12' creamy white Aug-Sept yellow Cherry-red seed clusters in fall; attractive peeling tan bark							
<b>HYDRANGEA TREE</b> , Peegee Similar to the bush form in flower and leaf, these have been specially trained to a tree form with a short trunk.							
Limelight	☀	6-8'	6-8'	white	July-Aug	yellow	♣ Lime-green buds open to full white flowers; interesting color transition
Little Lime	☀	4-5'	4-5'	white	July-Aug	yellow	♣ Lime-green buds open to compact conical white flowers
Sweet Summer	☀	6-8'	5-6'	white	July-Aug	yellow	♣ Large white cone-shaped flowers mature to shades of pink
Vanilla Strawberry	☀	6-8'	6-8'	white	July-Aug	yellow	♣ Large, cone-shaped white flowers mature to pink and then red
<b>LILAC TREE</b> Wonderful spring flowers and fragrance in a tree form. Shrub varieties are listed on Page 21.							
Bloomerang Dark Purple	☀	6-8'	5-6'	purple	May	yellow	♣ Violet-purple buds open to lavender flowers; may lightly rebloom
Japanese, Ivory Silk	☀	20-25'	15-20'	white	June	yellow	♣ Large creamy white flowers; dark green leaves; cherry-like bark
Snow Dance	☀	15-20'	12-15'	white	June	yellow	♣ Large white flower clusters; dark green leaves; cherry-like bark
Korean Dwarf	☀	6-8'	6-8'	lilac	May	yellow	♣ Violet-purple buds open to pale lilac flowers; rounded shape

☀ = Sun    ☀ = Partial Shade    ☀ = Shade    ♣ = Butterfly    🐦 = Hummingbird    🌸 = Fragrant    ☆ = New Plant for 2021!

Due to the possibility of conditions beyond our control, Bordine's reserves the right to be out of any item at any time.

# Trees Under 25'

Plant Name		Height	Spread	Flower Color	Blooms	Fall Color	Special Features
<b>MAGNOLIA</b> Beautiful spring flowers in a variety of colors & shapes; can be made to look more tree-like by pruning lower branches							
Ann	☀️	8-10'	8-10'	purple-red	May	yellow-brown	🌸 Tulip-shaped flowers; dark green leaves; compact, rounded shrub/tree
Black Tulip	☀️	12-15'	8-10'	burgundy-red	May	yellow-brown	🌸 Large deep burgundy-red flowers; glossy-green leaves; upright/oval habit
Butterflies	☀️	20-25'	15-20'	yellow	May	bronze-yellow	🌸 Large tulip-shaped flowers; large green leaves; oval to rounded habit
Galaxy	☀️	15-20'	12-15'	red-purple	May	yellow-brown	🌸 Purplish-red buds/reddish-purple tulip-shaped flowers; oval habit
Jane	☀️	10-12'	10-12'	red-purple	May	yellow-brown	🌸 Reddish-purple flowers with white interiors; upright to rounded habit
Leonard Messel	☀️	15-20'	15-20'	pinkish-white	May	yellow-brown	🌸 Large, pinkish-white multi-petaled flowers; upright to rounded habit
Royal Star	☀️	10-12'	10-12'	white	April	yellow-bronze	🌸 Double, star-shaped white flowers; upright to rounded habit
Saucer	☀️	15-20'	15-20'	pink	May	yellow-brown	🌸 Pink saucer-shaped flowers; upright to spreading habit with age
Sunsation	☀️	15-20'	12-15'	yellow & pink	April/May	yellow-brown	🌸 Yellow flowers with pink base; dark green leaves; upright-pyramidal habit
Sweet Bay	☀️	15-20'	12-15'	white	May/June	semi-evergreen	🌸 Creamy white lemon scented flowers; glossy-green leaves; upright habit
<b>MAPLE</b> Additional Maple varieties may be found in the Trees Over 25' section							
Hedge, Carnival	☀️	6-8'	5-6'	-	-	brown/yellow	Pink, cream and green leaves mature to green with cream margins
Paperbark	☀️	15-20'	12-15'	-	-	bronze-red	Bluish-green 3-lobed leaves; cinnamon-copper bark exfoliates with age
<b>MOUNTAIN ASH</b> , Cardinal Royal	☀️	20-25'	15-20'	white	May	yellow	Dark green leaves with silvery undersides; red fruit clusters in fall
<b>MULBERRY</b> , Weeping Chaparral	☀️	10-12'	12-15'	-	-	yellow	Large bright green leaves; non-fruiting; long pendulous branches
<b>NINEBARK TREE</b> , Centerglow	☀️	8-10'	6-8'	white	June	orange-red	Leaves emerge rosy-red with golden center, matures to burgundy
<b>PEACH, FLOWERING</b> , Bonfire Patio	☀️	4-5'	5-6'	pink	May	yellow	Dark red leaves mature to reddish-green in summer; small fruit
Weeping, Crimson Cascade	☀️	10-12'	8-10'	reddish-pink	May	yellow	Deep maroon leaves in spring turn maroon-green in summer
<b>PEASHRUB</b> , Siberian Weeping	☀️	6-8'	5-6'	yellow	June	yellow	Pea-shaped flowers; green leaves; weeping habit w/ bronze-yellow bark
Walker Weeping	☀️	4-5'	3-4'	yellow	June	yellow	Pea-shaped flowers; fine bright green leaves; compact weeping habit
<b>PLUM</b> , Big Cis	☀️	12-15'	10-12'	pink	May	yellow	Glossy purple leaves fade to purplish-green; upright/rounded habit
Thundercloud	☀️	15-20'	15-20'	light pink	May	yellow	Deep purple leaves fade to purplish-green; oval/rounded habit
<b>REDBUD</b> , Appalachian Red	☀️	20-25'	20-25'	fuchsia pink	May	yellow	Heart-shaped leaves emerge burgundy/green, maturing to forest green
Burgundy Hearts	☀️	15-20'	20-25'	pink/lavender	May	yellow	Reddish-purple heart-shaped leaves turn to burgundy in summer
Eastern	☀️	20-25'	20-25'	purple-pink	May	yellow	Pea-shaped flowers along branches; blue-green heart-shaped leaves
The Rising Sun	☀️	15-20'	15-20'	magenta-rose	May	yellow	Apricot-orange growth in spring turns golden in summer; rounded habit
Weeping, Lavender Twist	☀️	6-8'	8-10'	purple-pink	May	yellow	Umbrella-shaped crown with blue-green heart-shaped leaves
Ruby Falls	☀️	6-8'	5-6'	rose-purple	May	yellow	Dark ruby heart-shaped leaves emerge in spring, maturing to purple-green
<b>SMOKETREE</b> , Royal Purple Treeform	☀️	10-12'	8-10'	pink-purple	July	reddish-purple	Smoky pink-purple flowers; rich, dark purple leaves; upright to spreading habit
<b>VIBURNUM TREE</b> , Snowball	☀️	10-12'	10-12'	white	May	reddish-orange	Thick, leathery dark green leaves; prune after flowering to size/shape
<b>WILLOW</b> , Hakuro Nishiki	☀️	10-12'	10-12'	-	-	yellow	New growth white, pink & green variegated, maturing to lime-green
Pussywillow, Weeping	☀️	6-8'	6-8'	silver	April	yellow	Plump buds open to silky soft catkins (flowers); weeping habit
<b>WISTERIA TREE</b> , Amethyst Falls	☀️	6-8'	8-10'	violet-blue	May	yellow	6-8" long grape-like flower clusters; prune to maintain tree form

## Japanese Maples

Plant Name		Height	Spread	Flower Color	Blooms	Fall Color	Special Features
<b>Mounding Varieties</b>		Referred to as Weeping or Laceleaf Maples, these have finely cut or "dissected" leaves & may be trimmed to maintain a smaller size.					
Crimson Queen	☀️🌿	6-8'	6-8'	Small reddish - yellow flowers appear in May as the leaves emerge, providing some color interest.		brilliant red	Lacy, crimson-red leaves mature to reddish/bronze to green in summer
Garnet	☀️🌿	6-8'	6-8'			scarlet	Lacy, garnet red leaves soften to a purplish-green in summer
Inaba Shidare	☀️🌿	6-8'	6-8'			scarlet	Finely-cut, deep red leaves soften to reddish-green in summer
Orangeola	☀️🌿	6-8'	6-8'			orange	Finely-cut, bright red leaves mature to a bronze-green in summer
Ryusen	☀️🌿	6-8'	5-6'			orange-red	Lacy, bright lime-green leaves; narrow, cascading habit
Tamukeyama	☀️🌿	6-8'	6-8'			red	Deep purplish-red leaves mature to reddish-green in summer
Viridis	☀️🌿	6-8'	6-8'			gold/yellow-red	Finely-cut, lacy bright green leaves throughout summer
<b>Upright Varieties</b>		Leaves of upright varieties are referred to as "palmate", usually having 5 or 7 lobes. These varieties have more of a tree appearance.					
Bloodgood	☀️🌿	15-20'	15-20'	Small reddish - yellow flowers appear in May as the leaves emerge, providing some color interest.		crimson	Deep reddish-purple leaves mature to a reddish-green in summer
Emperor I	☀️🌿	15-20'	12-15'			red	Deep purplish-red leaves in spring and summer; excellent color retention
Fireglow	☀️🌿	15-20'	12-15'			crimson-scarlet	Rich burgundy-red leaves in spring and summer; upright habit
Lion's Head	☀️🌿	8-10'	8-10'			orange-scarlet	Small dark green crinkled leaves; compact growth w/upright-rounded habit
Mikawa Yatsubusa	☀️🌿	4-5'	4-5'			red	Green leaves with red tips in spring; upright irregular habit
Rhode Island Red	☀️🌿	8-10'	8-10'			orange-red	Bright red leaves mature to dark red in summer; rounded upright habit
Sharp's Pygmy	☀️🌿	5-6'	5-6'			scarlet-orange	Small bronze-green leaves; dwarf mounding habit
Twombly's Red Sentinel	☀️🌿	15-20'	8-10'			dark red	Intense red leaves mature to burgundy-green in summer; upright-vase shape
<b>Korean-Hybrid</b> , North Wind	☀️🌿	15-20'	12-15'			orange-scarlet	Red spring foliage matures to green in summer; upright-rounded habit

**Japanese Maples are a unique specimen tree that can add beauty and elegance to most any landscape! Gain the most out of your Japanese Maple by providing the ideal location and environment with these planting tips:**

- Achieve best leaf coloration and prevent leaf scorching by planting in areas with mid to late afternoon shade
- Plant in a location protected from northwest winds and southern sun to reduce chance of winter damage
- Plant in a moist, well-drained soil and mulch to maintain cool roots and help maintain moisture level

# Trees Over 25'

Plant Name		Height	Spread	Flower Color	Blooms	Fall Color	Special Features
<b>BEECH</b> , European, Dawycki Purple	☀	30-40'	8-10'	-	-	bronze-purple	Glossy dark purple leaves; narrow, upright specimen
Red Obelisk	☀	30-40'	8-10'	-	-	bronze-purple	Dark purple leaves with crinkled edges; compact columnar habit
Tricolor	☀	40-50'	25-30'	-	-	bronze-purple	Dark purplish-green leaves with rose-pink margins
<b>BIRCH</b> Additional varieties may be found in the Trees Under 25' section.							
Parkland Pillar	☀	30-40'	6-8'	-	-	yellow	✦ Dark green leaves; attractive white bark; narrow upright habit
River, Heritage	☀	40-50'	25-30'	-	-	yellow	✦ Green leaves; beautiful salmon-white peeling bark
Royal Frost	☀	30-40'	20-25'	-	-	yellow-orange	✦ Crimson leaves turn purple-green in summer; white peeling bark
<b>BLACK GUM</b> , Northern Splendor	☀	40-50'	25-30'	white	May	scarlet-red	Dark green leaves; small black fruit in fall; Michigan native
<b>CATALPA</b> , Northern	☀	40-50'	30-40'	white	June	yellow-brown	✦ Orchid-like flowers; green heart-shaped leaves; cigar-shaped pods in fall
<b>GINKGO</b> , Autumn Gold	☀	40-50'	30-40'	-	-	golden-yellow	Unusual fan-shaped leaves; attractive winter branching
Princeton Sentry	☀	30-40'	12-15'	-	-	golden-yellow	Unusual fan-shaped leaves; upright branching for narrow areas
<b>HONEYLOCUST</b> , Sunburst	☀	30-40'	25-30'	-	-	yellow	Fine-textured leaves emerge yellow; mature to bright green
<b>HORNBEAM</b> , European, Pyramidal	☀	30-40'	20-25'	-	-	yellow	Dark green leaves; formal upright-oval shape
<b>KATSURATREE</b>	☀	40-50'	25-30'	-	-	apricot-orange	Bluish-green heart shaped leaves; attractive winter branching
<b>LINDEN</b> , Greenspire	☀	40-50'	25-30'	white	June	yellow	✦ Dark green heart-shaped leaves; pyramidal habit w/dense branching
<b>MAPLE</b> Japanese Maples and other smaller growing Maple varieties may be found on Page 31 and 32.							
Norway, Crimson King	☀	30-40'	25-30'	-	-	reddish-bronze	Deep maroon colored leaves; rounded habit with dense branching
Crimson Sentry	☀	25-30'	10-12'	-	-	reddish-bronze	Maroon colored leaves; heavily branched with columnar habit
Drummondii	☀	30-40'	25-30'	-	-	yellow	Light green leaves edged with white; oval shape with dense branching
Princeton Gold	☀	30-40'	25-30'	-	-	yellow	Leaves emerge bright yellow, mature to lime green; oval-rounded habit
Norway-Hybrid, Crimson Sunset	☀	30-40'	20-25'	-	-	reddish-bronze	Glossy deep purple leaves hold color into summer; upright habit
Red, October Glory	☀	40-50'	30-40'	red	April	orange-red	Glossy green leaves; broad oval to rounded habit
Redpointe	☀	40-50'	25-30'	red	April	brilliant red	Rich, deep green leaves; broad pyramidal habit; fast growing
Red-Hybrid, Autumn Blaze	☀	50-60'	30-40'	-	-	orange-red	Rich green leaves; fast growing with upright branching
Sugar, Fall Fiesta	☀	50-60'	30-40'	-	-	yellow/orange/red	Thick, leathery, glossy green leaves; upright-rounded habit
<b>OAK</b> Once established, Oaks will grow and develop sturdy canopies, providing interesting foliage and bark texture.							
Crimson Spire	☀	40-50'	12-15'	-	-	crimson-red	Dark green leaves; small acorns in fall; narrow-columnar habit
Pin	☀	50-60'	30-40'	-	-	russet/bronze/red	Glossy green leaves; attractive branching in winter
Red	☀	50-60'	30-40'	-	-	russet to bright red	Glossy green leaves; rounded habit
Swamp White	☀	50-60'	40-50'	-	-	yellow/bronze	Wavy green leaves; broad open habit; tolerates moist soils
<b>PEAR</b> , Chanticleer	☀	30-40'	15-20'	white	May	plum	✦ Glossy green leaves; russet colored fruit in fall; narrow pyramidal habit
Chastity	☀	30-40'	20-25'	white	May	orange-red	✦ Glossy dark green leaves; sparse fruit; broad pyramidal habit
<b>PLANETREE</b> , London, Exclamation	☀	50-60'	25-30'	-	-	yellow	Large maple like leaves; attractive peeling & flaking bark
<b>SWEETGUM</b> , Slender Silhouette	☀	30-40'	6-8'	-	-	orange-burgundy	Deep green star-shaped leaves; narrow columnar habit; seedless
<b>TULIPTREE</b>	☀	50-60'	30-40'	green-yellow	June	golden yellow	Unique shaped green leaves; very fast growth rate
Emerald City	☀	40-50'	20-25'	green-yellow	June	clear yellow	Unique shaped dark green glossy leaves; upright to oval habit
<b>WILLOW</b> , Golden Curls	☀	30-40'	20-25'	-	-	golden	Golden yellow twisted stems and twigs; green leaves; oval-rounded habit
Niobe Weeping	☀	50-60'	50-60'	-	-	golden	Golden colored weeping branches; green leaves
<b>ZELKOVA</b> , Musashino Columnar	☀	30-40'	12-15'	-	-	yellow	Medium green leaves; narrow, upright branching good for tight spaces



Receive a 5 year warranty on trees & shrubs purchased from us when you also purchase and use MYKE® tree & shrub transplanter (excludes the Ericaceae plant family like Rhododendrons and Blueberries) MYKE® contains natural mycorrhizae which enhances root and shoot growth.

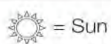
\* In order for the MYKE® warranty to apply, plants and the recommended amount of MYKE® must be purchased on the same receipt.



SCAN ME!

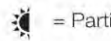
View a short video that explains more about how MYKE® works!

## SYMBOL KEY



= Sun

These plants need at least 8 hours of direct sunlight.



= Partial Shade

These plants need a minimum of 4 hours of direct sunlight and a maximum of 8 hours. Avoid hot afternoon sun.



= Shade

These plants need less than 4 hours of direct sunlight. Avoid hot afternoon sun.



= Butterfly

These plants attract butterflies.



= Hummingbird

These plants attract hummingbirds.



= Fragrant

These plants have a fragrance.



= New

This plant is new for 2021!

Due to the possibility of conditions beyond our control, Bordine's reserves the right to be out of any item at any time.

# Fruit and Nut Trees

Plant Name		Height	Spread	Harvest Time	Fruit Color	Fruit	Pollinator
<b>APPLE</b> , Arkansas Black Semi-Dwarf	☀	12-15'	12-15'	October 1-15	crimson-black	firm, crisp, tart flavor	requires a second variety
Gala Semi-Dwarf	☀	12-15'	12-15'	Sept 1-15	red blush	firm, crisp texture, sweet flavor	requires a second variety
Golden Delicious Semi-Dwarf	☀	12-15'	12-15'	Sept 25-Oct 5	golden-yellow	crisp texture, sweet flavor	requires a second variety
Granny Smith Semi-Dwarf	☀	12-15'	12-15'	Nov 1-15	shiny green	tart flavor	requires a second variety
Honeycrisp Semi-Dwarf	☀	12-15'	12-15'	Sept 15-30	red/yellow	very crisp texture, sweet & juicy	requires a second variety
Kinderkrisp Semi-Dwarf	☀	12-15'	12-15'	August 15-30	red/yellow	crisp, juicy, sweet flavor	requires a second variety
Liberty Semi-Dwarf	☀	12-15'	12-15'	Sept 15-30	red/yellow	crisp, juicy, tart flavor	requires a second variety
McIntosh Semi-Dwarf	☀	12-15'	12-15'	Sept 15-30	cherry red/yellow	firm flesh, tart flavor	requires a second variety
Red Delicious Semi-Dwarf	☀	12-15'	12-15'	October 1-15	bright red	crisp flesh, sweet flavor	requires a second variety
Red Fuji Semi-Dwarf	☀	12-15'	12-15'	Nov 1-10	pinkish-red	firm, crunchy, sweet to tart flavor	requires a second variety
Red Prairie Spy Semi-Dwarf	☀	12-15'	12-15'	October 1-15	red	firm flesh, tart flavor	requires a second variety
<b>APPLE</b> , Espalier	☀	prune to maintain		Combination of several different varieties in a unique, compact shape			self-pollinating
<b>APRICOT</b> , Goldcot Dwarf	☀	8-10'	8-10'	July 20-30	golden	firm orange flesh w/sweet flavor	self-pollinating
Moongold Dwarf	☀	8-10'	8-10'	July 15-30	orange	yellow-orange flesh w/sweet flavor	requires a second variety
Sungold Dwarf	☀	8-10'	8-10'	August 1-15	golden-orange	golden flesh w/sweet flavor; freestone	requires a second variety
Tilton Dwarf	☀	8-10'	8-10'	July 1-15	orange w/red	golden flesh w/sweet-tart flavor	requires a second variety
Westcot Semi-Dwarf	☀	12-15'	12-15'	July 20-30	yellow	mild sweet flavor; freestone	self-pollinating
<b>CHERRY</b> , Bing Blackyork Semi-Dwf	☀	12-15'	10-12'	July 5-15	wine-red	reddish-purple flesh w/sweet flavor	requires a second variety
Black Tartarian Semi-Dwarf	☀	12-15'	10-12'	July 1-15	purplish-black	tender flesh with sweet flavor	requires a second variety
Danube Semi-Dwarf	☀	8-10'	10-12'	July 20-30	dark red	tender yellow flesh, tart flavor	self-pollinating
Lapin Semi-Dwarf	☀	12-15'	10-12'	July 15-30	deep purple	large; light red flesh w/sweet flavor	self-pollinating
Montmorency Semi-Dwarf	☀	12-15'	12-15'	June 20-July 5	bright red	tender yellow flesh, tart flavor	self-pollinating
Rainier Semi-Dwarf	☀	12-15'	10-12'	July 1-15	golden yellow	yellow flesh with sweet flavor	requires a second variety
Regina Semi-Dwarf	☀	12-15'	10-12'	July 5-15	deep wine red	reddish-purple flesh w/sweet flavor	requires a second variety
Whitegold Semi-Dwarf	☀	12-15'	10-12'	June 15-30	red	yellow flesh with sweet flavor	self-pollinating
<b>CHESTNUT</b> (several varieties)	☀	40-50'	30-40'	Sept-Oct	brown	sweet nut enclosed in spiny husk	requires a second variety
<b>HAZELNUT</b> , European, 3 in 1	☀	10-12'	12-15'	Sept-Oct	brown	small edible nuts in frilly husk	self-pollinating
Jefferson	☀	10-12'	12-15'	Sept-Oct	brown	small edible nuts in frilly husk	requires a second variety
McDonald	☀	10-12'	12-15'	Sept-Oct	brown	small edible nuts in frilly husk	requires a second variety
<b>MULBERRY</b> , Weeping - Fruiting	☀	10-12'	12-15'	July-Aug	reddish-black	reddish-black fruit w/ sweet flavor	self-pollinating
<b>NECTARINE</b> , Fantasia Dwarf	☀	8-10'	8-10'	Aug 15-Sept 10	yellow w/red blush	sweet yellow flesh; freestone	self-pollinating
Sunglo Dwarf	☀	10-12'	10-12'	August 15-30	red	gold/yellow flesh w/ sweet flavor	self-pollinating
<b>PAWPAW</b> (several varieties)	☀	15-20'	15-20'	Sept-Oct	brownish-black	creamy, banana-like flavor	requires a second variety
<b>PEACH</b> , Blushingstar Dwarf	☀	10-12'	10-12'	August 15-30	purplish-red/cream	firm, sweet white flesh; freestone	self-pollinating
Elberta Dwarf	☀	10-12'	10-12'	Aug 25-Sept 10	yellow w/red blush	sweet yellow flesh; freestone	self-pollinating
Frost Dwarf	☀	10-12'	10-12'	August 1-15	yellow w/red blush	sweet yellow flesh; freestone	self-pollinating
Polly Dwarf	☀	10-12'	10-12'	August 15-30	white w/red blush	sweet yellow flesh; freestone	self-pollinating
Redhaven Dwarf	☀	10-12'	10-12'	August 1-15	yellow w/red blush	sweet yellow flesh; freestone	self-pollinating
Reliance Dwarf	☀	10-12'	10-12'	August 1-15	yellow w/red blush	sweet yellow flesh; freestone	self-pollinating
Saturn Dwarf	☀	10-12'	10-12'	August 1-15	red w/yellow blush	sweet white flesh; freestone	self-pollinating
<b>PEAR</b> , Asian, Shinko Dwarf	☀	12-15'	10-12'	Aug 25-Sept 10	golden brown	crisp, sweet flavor	requires a second variety
Asian, Tawara Semi-Dwarf	☀	12-15'	10-12'	Aug 25-Sept 10	light brown	large, crisp, sweet	requires a second variety
Bartlett Semi-Dwarf	☀	12-15'	10-12'	Aug 25-Sept 10	yellow	medium-large, firm, sweet	requires a second variety
Bosc Semi-Dwarf	☀	12-15'	10-12'	October 1-15	russet brown	medium-large, tender, smooth	requires a second variety
Comice Dwarf	☀	12-15'	10-12'	August 15-30	yellow w/ red blush	tender flesh with sweet flavor	requires a second variety
D'Anjou Semi-Dwarf	☀	12-15'	10-12'	August 15-30	green w/yellow blush	large, fine texture; sweet	requires a second variety
Red Bartlett Semi-Dwarf	☀	12-15'	10-12'	Sept 15-30	bright to deep red	large, golden-white; sweet	requires a second variety
Summercrisp Semi-Dwarf	☀	12-15'	10-12'	August 10-25	green w/red blush	crisp flesh with sweet flavor	requires a second variety
<b>PEAR</b> , Espalier	☀	prune to maintain		Combination of several different varieties in a unique, compact shape			self-pollinating
<b>PERSIMMON</b> (several varieties)	☀	varies	varies	Sept-Oct	reddish-orange	sweet flavor w/jelly-like texture	self-pollinating
<b>PLUM</b> , Duarte Semi-Dwarf	☀	10-12'	10-12'	August 1-15	red	large w/sweet red flesh	requires a second variety
Elephant Heart Semi-Dwarf	☀	10-12'	10-12'	August 10-25	dark red	red flesh with sweet flavor	requires a second variety
Italian Prune Dwarf	☀	8-10'	8-10'	Aug 25-Sept 10	dark blue	firm yellow flesh, sweet; freestone	self-pollinating
Red Ace Semi-Dwarf	☀	10-12'	10-12'	August 10-25	crimson red	yellow flesh, sweet aromatic flavor	requires a second variety
Stanley Prune Dwarf	☀	8-10'	8-10'	Aug 25-Sept 10	dark blue	firm yellow flesh, sweet; freestone	self-pollinating
<b>WALNUT</b> , Black	☀	50-60'	50-60'	Sept-Oct	brown	sweet edible nut	self-pollinating
English Carpathian	☀	40-50'	40-50'	Sept-Oct	brown	easy to shell edible nut	self-pollinating

☀ = Sun    ☀ = Partial Shade    ☀ = Shade    🦋 = Butterfly    🐦 = Hummingbird    🌸 = Fragrant    ☆ = New Plant for 2021!

# Small Fruits

Plant Name		Height	Spread	Harvest Time	Fruit Color	Fruit	Pollinator
<b>ARONIA BERRY</b> , Black, Viking	☼	4-5'	4-5'	September	lustrous black	astringent; similar to very dry red wine	self-pollinating
<b>BLACKBERRY</b> , Baby Cakes	☼	3-4'	3-4'	Aug-Sept	black	medium, sweet flavor; thornless	self-pollinating
Triple Crown	☼	4-5'	4-5'	July	black	large, sweet flavor; thornless	self-pollinating
<b>BLUEBERRY</b> , Blueberry Glaze	☼	2-3'	2-3'	mid-late July	dark blue	small, wild berry flavor	more fruit w/second variety
Bluecrop	☼	3-4'	3-4'	early-mid July	blue	large, sweet flavor	more fruit w/second variety
Bluejay	☼	6-8'	6-8'	late July-early Aug	blue	medium, sweet flavor	more fruit w/second variety
Blueray	☼	5-6'	5-6'	late July-early Aug	blue	large; sweet flavor	more fruit w/second variety
Duke	☼	5-6'	5-6'	early-mid July	light blue	large, sweet flavor	more fruit w/second variety
Jelly Bean	☼	1-2'	1-2'	mid-late July	blue	large, sweet flavor	more fruit w/second variety
Jersey	☼	5-6'	5-6'	late July-mid Aug	dark blue	sweet flavor	more fruit w/second variety
North Country	☼	2-3'	3-4'	mid July-early Aug	sky blue	small with sweet flavor	more fruit w/second variety
Northland	☼	4-5'	4-5'	mid-late July	dark blue	sweet, wild berry flavor	more fruit w/second variety
Patriot	☼	5-6'	5-6'	early-mid July	light blue	very large, tangy; sweet flavor	more fruit w/second variety
Peach Sorbet	☼	1-2'	2-3'	mid-late July	blue	medium, sweet flavor	more fruit w/second variety
Perpetua	☼	4-5'	3-4'	mid summer	blue	sweet flavor; repeat fruiting in fall	more fruit w/second variety
Pink Icing	☼	2-3'	3-4'	early-mid July	blue	large, sweet flavor	more fruit w/second variety
Pink Popcorn	☼	4-5'	4-5'	early-mid July	white and pink	sweet flavor	more fruit w/second variety
<b>CHERRY</b> , Bush Carmine Jewel	☼	5-6'	5-6'	July 1-15	purple-red	light red flesh with sweet-tart flavor	self-pollinating
Bush Juliet	☼	6-8'	4-5'	July 15-30	dark red	red flesh with sweet flavor	self-pollinating
Bush Romeo	☼	6-8'	5-6'	July 15-30	dark red/black	red flesh with tart flavor	self-pollinating
<b>CURRENT</b> , Red Lake	☼	5-6'	5-6'	July-August	red	tart flavor	self-pollinating
<b>ELDERBERRY</b> , Adams	☼	8-10'	8-10'	Aug-Sept	bluish-black	clusters of fruit rich in vitamin C	more fruit w/second variety
York	☼	8-10'	8-10'	Aug-Sept	purplish-black	clusters of fruit rich in vitamin C	more fruit w/second variety
<b>FIG</b> , Chicago Hardy	☼	6-8'	5-6'	Aug-frost	purplish-brown	medium-sized; sweet flavor	self-pollinating
<b>GOJIBERRY</b> , Big Lifeberry	☼	6-8'	5-6'	July-Sept	red	clusters of small fruit; sweet flavor	self-pollinating
Sweet Lifeberry	☼	6-8'	5-6'	July-Sept	red	clusters of fruit; extra sweet flavor	self-pollinating
<b>GOOSEBERRY</b> , Hinnomaki Red	☼	5-6'	5-6'	August	red	large fruits with excellent flavor	self-pollinating
Little Ben	☼	3-4'	3-4'	July-August	red	large fruits with sweet flavor	self-pollinating
<b>GRAPE</b> , Canadice Seedless	☼	depends on training		late Aug-early Sept	red	seedless, sweet flavor	self-pollinating
Concord Seedless	☼	depends on training		mid-late Sept	blue-black	seedless, sweet flavor	self-pollinating
Himrod Seedless	☼	depends on training		late Aug-early Sept	golden-yellow	seedless, sweet flavor	self-pollinating
Reliance Seedless	☼	depends on training		late Aug-early Sept	red	seedless, sweet flavor	self-pollinating
Somerset Seedless	☼	depends on training		Aug-September	deep red	seedless, sweet flavor	self-pollinating
<b>JOSTABERRY</b>	☼	4-5'	3-4'	July	jet black	sweet to tart flavor	self-pollinating
<b>KIWI</b> , Issai	☼	12-15'	-	September	green	smooth-skinned, sweet flavor	self-pollinating
Ken's Red Female	☼	10-12'	-	September	reddish-purple	reddish-purple flesh; sweet flavor	requires male pollinator
<b>RASPBERRY</b> , Caroline	☼	4-5'	2-3'	August-frost	red	large, sweet	self-pollinating
Glencoe	☼	3-4'	2-3'	July	reddish-purple	intense flavor	self-pollinating
Fallgold	☼	3-4'	2-3'	July and Sept	yellow	large, sweet; produces twice	self-pollinating
Heritage	☼	3-4'	3-4'	July-Frost	red	large, sweet	self-pollinating
Latham	☼	4-5'	2-3'	July	red	large, sweet	self-pollinating
Nova Red	☼	4-5'	2-3'	July	red	medium, sweet flavor	self-pollinating
Raspberry Shortcake	☼	2-3'	2-3'	July	red	large, very sweet	self-pollinating
<b>SASKATOON</b> , Regent	☼	5-6'	5-6'	June	purple-black	large, sweet	self-pollinating
Smokey	☼	8-10'	6-8'	June	purple	large, sweet	self-pollinating

## fruit & nut tree pollination basics

Fruit & nut tree pollination is the process by which pollen from the male flower parts are transferred to the female parts by pollinating insects, thus resulting in seed and fruit development. Weather plays a vital role during the flowering period. Frost/freeze events, prolonged rains or high winds can reduce pollination success and therefore quantity of fruit. Bee activity is critical, so having other inviting spring blooming plants nearby will increase your chances of successful pollination.

Selected tree varieties are able to produce fruit on their own, hence the term *SELF-POLLINATING*. Most **Apricot**, **Tart Cherry**, **Nectarine**, **Peach**, **Walnut**, **European Plum** and **Persimmon** fall into this category. However, heavier crops will occur if a different variety of that type is available to cross-pollinate with.

The remaining tree varieties, including **Apple**, **Pear**, **Sweet Cherry**, **Pawpaw**, **Chestnut**, **Hazelnut** and **Japanese Plum** require a *SECOND VARIETY* of the same tree type to properly cross-pollinate with. Please note that 2 trees of the same variety will not pollinate each other. Locate cross-pollinating varieties within 50' of one another to help insure bee activity and pollen exchange between the trees.



# Choosing the Right Tree for Your Landscape

*A properly selected tree can add beauty and value to your landscape. By choosing a tree that is ideal for your yard you can avoid undesired and sometimes costly ramifications down the road. Consider some of the following points.*

**Mature Height and Spread** - Choose a tree that at full maturity will fit in the area that you are planting in. For example, if planting under utility lines choose a tree with a mature height of 25' or less.

**Form and Shape** - Consider what you want the overall function of the tree to be. A columnar tree is ideal for small areas or where taller screening is desired. Round or vase-shaped trees provide the most overhead coverage and are ideal for providing shade.

**Sun, Soil and Moisture Requirements** - Plan ahead and check your soil moisture content and how many hours of sunlight the area receives before selecting a tree. Then choose a tree that matches the same requirements to insure success in the decades ahead.

**Growth Rate** - Fast growing trees will continue to grow fast, so make sure the area where you are planting is large enough for the tree to grow.

**Seeds and Fruit** - Trees with fruit or seeds provide food for wildlife, however planted near a busy sidewalk or driveway can be messy. Try planting the same tree in a low traffic area to receive the many benefits it has to offer without the added mess close to your front door.

## Protecting Your Plants

### Mulching Guidelines

*Decorative mulches add the finishing touch to any landscape by providing a consistent & colorful covering over the soil. Mulching materials are available in a wide variety of colors and textures to compliment your plants and surroundings.*



Improper mulching can cause damage to the bark of trees & shrubs. Avoid "mulch volcanoes" like the one pictured here. Mulch should not be allowed to smother the trunk or stems, which can lead to decay & death of the plant. As a general rule, keep mulch 3-6" away from the base of the plant.



Maintain a mulch area around your trees & shrubs to prevent damage by lawn mowers & string trimmers.

Mulch also helps to conserve moisture & prevent weed growth.



SCAN ME!

### Deer Browsing & Antler Rubs

*Here are a few options to protect deer susceptible plants from feeding. Scan the QR code for more information!*

- Netting or fencing
- Deer repellent products
- Plant deer resistant varieties in front of or around susceptible plants to act as a buffer



SCAN ME!



#### Antler Rubs

Antler rubs can occur between September and December on younger trees (<4" trunk diameter) or on shrubs with sturdy branching as small as 3/4" diameter. Damage most often includes scraped bark and broken branches, however, young trees may be completely snapped off by this rubbing action. Sturdy trunk guards or fencing barriers are the only way to protect your vulnerable plants during this time of year if male deer are present.

# Plant Finder

## A

Plant Name:	Page Number:
Abelia	18
Abies (Fir)	28
Acanthus (Bear's Breech)	12
Acer (Maple)	31,33
Achillea (Yarrow)	17
Actaea (Cimicifuga)	4
Actinidia (Kiwi)	35
Adiantum (Fern)	5
Aegopodium (Snow on the Mountain)	9
African Lily	12
Agapanthus (African Lily)	12
Agastache	12
Ajuga	8
Akebia	7
Alcea (Hollyhock)	15
Alchemilla (Lady's Mantle)	15
Allium	12
Almond Flowering	18
Althea, Shrub	18
Althea, Tree	30
Alum Root (Coral Bells)	4
Amelanchier	18,30
Amelanchier (Saskatoon)	35
Ampelopsis (Porcelain Berry Vine)	7
Amsonia (Blue Star)	12
Anchusa	12
Andropogon (Big Bluestem Grass)	11
Anemone	12
Annise Hyssop (Agastache)	12
Apple	34
Apricot	34
Aquilegia (Columbine)	13
Aralia	4
Arborvitae	27-29
Archangel (Lamiaeum)	8
Arctostaphylos (Bearberry)	8
Arenaria (Sandwort)	17
Aristolochia (Dutchman's Pipe)	7
Armeria	12
Aronia	18
Aronia Berry	35
Artemisia	12
Aruncus (Goat's Beard)	5
Asclepias (Butterfly Flower or Milkweed)	15
Asiatic Lilies (Lilies)	9
Asimina (Pawpaw)	34
Aster, Perennial	12
Astilbe	4
Athyrium (Fern)	5
Avens (Geum)	14
Azalea	18,26

## B

Baby's Breath	12
Bachelor Button	12
Baldcypress	29
Balloon Flower	12
Bamboo	11
Baptisia	12
Barberry	18
Barren Strawberry	8
Barrenwort	4
Bayberry	19
Bearberry	8
Beardtongue (Penstemon)	15
Bear's Breech	12
Beautyberry	19
Bee Balm	12
Beech	33
Bellflower	12
Berberis (Barberry)	18
Bergamot (Bee Balm)	12
Bergenia	4
Bethlehem Sage (Pulmonaria)	5
Betony	12
Betula (Birch)	30,33

## B (con't)

Plant Name:	Page Number:
Big Bluestem Grass	11
Birch	30,33
Bishop's Weed (Snow on the Mountain)	9
Black Cohosh (Cimicifuga)	4
Black Eyed Susan (Rudbeckia)	16
Black Gum	33
Black Mondo Grass	11
Blackberry	35
Blanket Flower (Gaillardia)	14
Blazing Star (Liatris)	15
Bleeding Heart	4
Blood Grass	11
Blue Clips (Bellflower)	12
Blue False Indigo (Baptisia)	12
Blue Fescue Grass	11
Blue Star	12
Blue Star Creeper	8
Bluebeard	19
Blueberry	35
Blue-Eyed Grass	12
Boxwood	26
Brass Buttons	8
Broom	19
Brunnera	4
Buckthorn	19
Buddleia (Butterfly Bush)	19
Bugbane (Cimicifuga)	4
Bugleweed (Ajuga)	8
Bunchberry	8
Burning Bush	19
Butterfly Bush	19
Butterfly Flower (Milkweed)	15
Butterfly Weed (Butterfly Flower)	15
Buxus (Boxwood)	26

## C

Calamagrostis (Feather Reed Grass)	11
Calamint	12
Calamintha (Calamint)	12
Callicarpa (Beautyberry)	19
Calycanthus (Sweetshrub)	22
Campanula (Bellflower)	12
Campion (Lychnis)	15
Campsis (Trumpet Vine)	7
Candytuft	12
Caragana (Peashrub)	31
Carex (Sedge)	11
Carpet Phlox (Phlox, Creeping)	8
Carpinus (Hornbeam)	33
Caryopteris (Bluebeard)	19
Castanea (Chestnut)	34
Catalpa	30,33
Catananche (Cupid's Dart)	13
Catchfly (Lychnis)	15
Catmint	12
Cedar, White (Arborvitae)	27-29
Centaurea (Bachelor Button)	12
Centranthus (Jupiter's Beard)	15
Cerastium (Snow in Summer)	17
Ceratostigma (Plumbago)	8
Cercidiphyllum (Katsuratree)	33
Cercis (Redbud)	31
Chamaecyparis (Cypress)	27,29
Chameleon Plant (Houttuynia)	8
Cheddar Pinks (Dianthus)	14
Chelone (Turtlehead)	5
Cherry, Flowering	30
Cherry, Fruiting	34,35
Chestnut	34
Chionanthus (Fringetree)	30
Chocolate Vine (Akebia)	7
Christmas Rose (Helleborus)	5
Chrysogonum	8
Cimicifuga	4
Cinquefoil (Potentilla)	21
Clematis	7

## C (con't)

Plant Name:	Page Number:
Clethra	19
Clover	8
Columbine	13
Coneflower	13
Convallaria (Lily of the Valley)	8
Coral Bells	4
Coreopsis	13
Cornus (Dogwood)	19,30
Cornus (Bunchberry)	8
Corsican Pearlwort (Moss)	8
Corydalis	4
Corylus (Hazelnut)	34
Cotinus (Smoketree)	21,31
Cotoneaster	19
Cottage Pinks (Dianthus)	14
Crab	30
Cranesbill (Geranium)	14
Creeping Phlox (Phlox)	8
Crocsmia	13
Cupid's Dart	13
Currant, Fruit	35
Currant, Shrub	19
Cushion Spurge	17
Cymbalaria (Toadflax)	9
Cypress	27,29
Cypress Siberian	27
Cytisus (Broom)	19

## D

Daisy	13
Dawn Redwood	29
Daylily	10
Dead Nettle (Lamium)	8
Delosperma (Ice Plant)	8
Delphinium	13
Desert Candle (Yucca)	17
Deutzia	19
Dianthus	14
Dicentra (Bleeding Heart)	4
Diervilla	19
Digitalis (Foxglove)	14
Diospyros (Persimmon)	34
Disporum (Fairy Bells)	5
Dogwood	19,30
Doronicum (Leopard's Bane)	15
Dragon Flower (Obedient Plant)	15
Dryopteris (Fern)	5
Dutchman's Pipe	7

## E

Echinacea (Coneflower)	13
Elder	19
Elderberry	35
English Ivy (Ivy)	8
Epimedium (Barrenwort)	4
Erianthus (Ravenna Grass)	11
Euonymus	26
Euonymus (Burning Bush)	19
Eupatorium (Joe Pye)	15
Euphorbia (Spurge)	17
Evening Primrose	14

## F

Fagus (Beech)	33
Fairy Bells	5
False Indigo (Baptisia)	12
False Spirea (Astilbe)	4
False Sunflower (Sunflower)	17
Fargesia (Bamboo)	11
Feather Flower (Astilbe)	4
Feather Reed Grass	11
Fern	5
Festuca (Blue Fescue Grass)	11
Ficus (Fig)	35
Fiesta Daisy (Gaillardia)	14
Fig	35

F (con't)	Plant Name:	Page Number:
Fir		28
Flame Grass (Maiden Grass)		11
Fleece Flower (Silver Lace Vine)		7
Foamflower		5
Foamy Bells (Heucherella)		5
Forsythia		19
Fothergilla		19
Fountain Grass		11
Foxglove		14
Fragaria (Strawberry)		17
Franklin Tree		30
Fringetree		30

G		
Gaillardia		14
Galium (Sweet Woodruff)		9
Gaura		14
Gayfeather (Liatris)		15
Geranium, Perennial		14
Geum		14
Ginkgo		30,33
Gleditsia (Honeylocust)		33
Goat's Beard		5
Gojiberry		35
Golden Dead Needle (Lamium)		8
Goldenchain Tree		30
Goldenrod		14
Gooseberry		35
Goutweed (Snow on the Mountain)		9
Grapes		35
Grass, Perennial		11
Gypsophila (Baby's Breath)		12

H		
Hakonechloa		11
Hardy Pampas Grass (Ravenna Grass)		11
Harebell (Bellflower)		12
Hazelnut		34
Hedera helix (Ivy)		8
Helenium (Helen's Flower)		14
Helen's Flower		14
Heliopsis (Sunflower)		17
Helleborus		5
Hemerocallis (Daylily)		10
Hemlock, Canadian		28
Hens & Chicks		8
Heptacodium		30
Herniaria (Rupturewort)		8
Heuchera (Coral Bells)		4
Heucherella		5
Hibiscus (Althea)		18,30
Hibiscus, Perennial		14
Holly		26
Holly, Winterberry		19
Hollyhock		15
Honeylocust		33
Honeysuckle, Shrub		19
Honeysuckle, Vine		7
Hornbeam		33
Horsemint (Bee Balm)		12
Hosta		6
Houttuynia		8
Hydrangea, Climbing		7
Hydrangea, Shrub		20
Hydrangea, Tree		30
Hypericum		21

I		
Iberis (Candytuft)		12
Ice Plant		8
Ilex (Holly)		19,26
Imperata (Blood Grass)		11
Iris		8,15
Isotoma (Blue Star Creeper)		8
Italian Bugloss (Anchusa)		12
Itea (Sweetspire)		22

I (con't)	Plant Name:	Page Number:
Ivy, Boston		7
Ivy, English		8
J		
Jacob's Ladder		5
Japanese Maple (Maple)		31
Japanese Spurge (Pachysandra)		8
Joe Pye		15
Jostaberry		35
Juglans (Walnut)		34
Juneberry (Amelanchier)		18,30
Juniper		27-29
Juniperus (Juniper)		27-29
Jupiter's Beard		15

K		
Kalimeris		15
Katsuratree		33
Kerria, Japanese		21
Kiwi		35
Knautia		15
Kniphofia (Poker Plant)		16

L		
Laburnum (Goldenchain Tree)		30
Lady's Mantle		15
Lamb's Ear		15
Lamiastrum		8
Lamium		8
Larch		29
Larix decidua (Larch)		29
Larkspur (Delphinium)		13
Lavandula (Lavender)		15
Lavender		15
Leadwort (Plumbago)		8
Lenten Rose (Helleborus)		5
Leopard's Bane		15
Leptinella (Brass Buttons)		8
Leucanthemum (Daisy)		13
Liatris		15
Ligularia		5
Ligustrum (Privet)		21
Lilac		21,30
Lilies		9
Lily of the Valley		8
Lily of the Valley (Pieris)		26
Lilyturf (Liriope)		8
Linden		33
Liquidambar (Sweetgum)		33
Liriodendron (Tuliptree)		33
Liriope		8
Little Bluestem Grass		11
Live Forever (Sedum)		17
Lonicera (Honeysuckle)		7,19
Lungwort (Pulmonaria)		5
Lupine		15
Lychnis		15
Lycium (Gojiberry)		35

M		
Magnolia		31
Maiden Grass		11
Maiden Pinks (Dianthus)		14
Maidenhair Tree (Ginkgo)		30,33
Maltese Cross (Lychnis)		15
Malus (Apple or Crab)		30,34
Maple		31,33
Matteuccia (Fern)		5
Mazus		8
Meadow Sage (Salvia)		17
Mertensia (Virginia Bluebells)		5
Metasequoia (Dawn Redwood)		29
Michaelmas Daisy (Aster)		12
Microbiota (Cypress Siberian)		27
Milkweed		15
Miscanthus (Maiden Grass)		11

M (con't)	Plant Name:	Page Number:
Missouri Primrose (Evening Primrose)		14
Mist Flower (Joe Pye)		15
Mockorange		21
Monarda (Bee Balm)		12
Mondo Grass (Black Mondo Grass)		11
Montauk Daisy (Daisy)		13
Montbretia (Crocosmia)		13
Morus (Mulberry)		31,34
Moss		8
Mountain Ash		31
Mulberry		31,34
Myrica (Bayberry)		19
Myrtle		8

N		
Nectarine		34
Nepeta (Catmint)		12
Ninebark		21,31
Nipponanthemum (Montauk Daisy)		13
Nyssa (Black Gum)		33

O		
Oak		33
Obedient Plant		15
Oenothera (Evening Primrose)		14
Ophiopogon (Black Mondo Grass)		11
Oregano		15
Oriental Lilies (Lilies)		9
Origanum (Oregano)		15
Ornamental Onion (Allium)		12
Osmunda (Fern)		5
Oxalis (Shamrock)		5

P		
Pachysandra		8
Pampas Grass (Ravenna Grass)		11
Panicum (Switch Grass)		11
Papaver (Poppy)		16
Parthenocissus (Ivy)		7
Pawpaw		34
Peach, Flowering		31
Peach, Fruiting		34
Pear, Flowering		33
Pear, Fruiting		34
Pearlwort (Irish Moss)		8
Peashrub		31
Pennisetum (Fountain Grass)		11
Penstemon		15
Peony		16
Periwinkle (Myrtle)		8
Perovskia (Russian Sage)		17
Persimmon		34
Philadelphus (Mockorange)		21
Phlox, Creeping		8
Phlox, Garden		16
Physocarpus (Ninebark)		21,31
Physostegia (Obedient Plant)		15
Picea (Spruce)		27-29
Pieris		26
Pig Squeak (Bergenia)		4
Pincushion		16
Pine		27-29
Pinks (Dianthus)		14
Pinus (Pine)		27-29
Planetree		33
Plantain Lily (Hosta)		6
Platanus (Planetree)		33
Platycodon (Balloon Flower)		12
Plum, Flowering		21,31
Plum, Fruiting		34
Plumbago		8
Poker Plant		16
Polemonium (Jacob's Ladder)		5
Polygonatum (Solomon's Seal)		5
Polygonum (Silver Lace Vine)		7
Poppy		16

## P

(con't)	Plant Name:	Page Number:
	Porcelain Berry Vine	7
	Potentilla	21
	Privet	21
	Prunus (Almond)	18
	Prunus (Apricot, Cherry, Nectarine, Peach, Plum)	21,30,31,34,35
	Pulmonaria	5
	Purple Coneflower	13
	Purple Sand Cherry (Plum, Cistena)	21
	Pyrus (Pear)	33,34

## Q

Quercus (Oak)	33
---------------	----

## R

Raspberry	35
Ravenna Grass	11
Red Hot Poker (Poker Plant)	16
Redbud	31
Rhamnus (Buckthorn)	19
Rheum (Rhubarb)	16
Rhododendron	26
Rhododendron (Azalea)	18,26
Rhubarb	16
Rhus (Sumac)	22
Ribes (Currant, Gooseberry, Jostaberry)	19,35
River Birch (Birch)	30,33
Rodger's Flower	5
Rodgersia (Rodger's Flower)	5
Rosa (Rose)	23-25
Rose Mallow (Hibiscus)	14
Rose of Sharon (Althea)	18,30
Roses	23-25
Rubus (Blackberry or Raspberry)	35
Rudbeckia	16
Rupturewort	8
Russian Sage	17

## S

Sagina (Moss)	8
Salix (Willow)	22,31,33
Salvia, Perennial	17
Sambucus (Elder, Elderberry)	19,35
Sandwort	17
Saskatoon	35
Scabiosa (Pincushion)	16
Schizachyrium (Little Bluestem Grass)	11
Sea Pink (Armeria)	12
Sedge	11
Sedum (upright)	17
Sedum, Ground Cover	9
Sempervivum (Hens and Chicks)	8
Serviceberry (Amelanchier)	18,30
Seven Son Flower (Heptacodium)	30
Shadblow (Amelanchier)	30
Shamrock	5
Shasta Daisy (Daisy)	13
Siberian Bugloss (Brunnera)	4
Siberian Iris	15
Silver Lace Vine	7
Silvermound (Artemisia)	12
Sisyrinchium (Blue-Eyed Grass)	12
Smoketree	21,31
Snakeroot (Cimicifuga)	4
Snow in Summer	17
Snow on the Mountain	9
Snowball Bush (Viburnum or Hydrangea)	20,22,30,31
Snowberry	21
Solidago (Goldenrod)	14
Solomon's Seal	5
Sorbus (Mountain Ash)	31
Speedwell (Veronica)	17
Spiderwort	5
Spirea	22
Spruce	27-29
Spurge	17

## S

(con't)	Plant Name:	Page Number:
	St. Johnswort (Hypericum)	21
	Stachys (Betony or Lamb's Ear)	12,15
	Stokes' Aster	17
	Stokesia (Stokes' Aster)	17
	Stonecrop (Sedum-upright)	17
	Strawberry, Ornamental	17
	Stylophorum (Wood Poppy)	5
	Sumac	22
	Summersweet (Clethra)	19
	Sundrop (Evening Primrose)	14
	Sunflower	17
	Sweet Woodruff	9
	Sweetgum	33
	Sweetshrub	22
	Sweetspire	22
	Switch Grass	11
	Symphoricarpos (Snowberry)	21
	Syringa (Lilac)	21,30

## T

Taxodium (Baldcypress)	29
Taxus (Yew)	27,28
Thelypteris (Fern)	5
Thrift (Armeria)	12
Thuja (Arborvitae)	27-29
Thyme	9
Tiarella (Foamflower)	5
Tickseed (Coreopsis)	13
Tigerlily (Daylily or Lily)	9,10
Tilia (Linden)	33
Toad Lily	5
Toadflax	9
Torch Lily (Poker Plant)	16
Tradescantia (Spiderwort)	5
Tricyrtis (Toad Lily)	5
Trifolium (Clover)	8
Tritoma (Poker Plant)	16
Trumpet Vine	7
Tsuga (Hemlock)	28
Tuliptree	33
Turtlehead	5

## V

Vaccinium (Blueberry)	35
Valerian (Jupiter's Beard)	15
Veronica	17
Viburnum	22,31
Vinca (Myrtle)	8
Viola	5
Virgin's Bower (Clematis)	7
Virginia Bluebells	5
Virginia Creeper (Ivy)	7
Vitex	22
Vitis (Grape)	35

## W

Waldsteinia (Barren Strawberry)	8
Walnut	34
Wand Flower (Gaura)	14
Weigela	22
White Cedar (Arborvitae)	27-29
White Clips (Bellflower)	12
Wild Indigo (Baptisia)	12
Willow	22,31,33
Windflower (Anemone)	12
Wisteria, Tree	31
Wisteria, Vine	7
Wood Poppy	5

## Y

Yarrow	17
Yew	27,28
Yucca	17

## Z

Zelkova	33
---------	----

## NOTES:

# It all begins with the soil...and more!


## Soils 101

All types of plants will grow better when given the proper soil conditions. Many landscapes in developed areas have had much of the nutrient rich topsoil removed prior to construction, only to have a fraction of it replaced upon completion. The remaining "soil" is often a compacted, poorly aerated and sterile place for plant roots to grow. Not surprisingly, the worst areas are often near the foundation, sidewalks and patios - the most common places where we want to locate plants.

The key to planting success is to make it easy for new plant roots to quickly expand into the surrounding soil so they can breathe, gather water and nutrients, plus firmly anchor the plant. Many plant problems begin as a result of struggling roots, so the more you can do for your soil early on, the more you'll be rewarded in the future.

Rarely does anyone have perfect soil, but even good soils will benefit from the addition of organic materials such as **Bordine's Complete Planting Mix**, **Sphagnum Peat** or **Bumper Crop Organic Soil Builder**. Thoroughly dig in or rototill these amendments to a minimum depth of at least 6-8" in the planting area. The more you amend the soil, the better, whether by hand or with a rototiller. As you work the ground, discard any debris or stubborn clumps to make room for the additional materials.

If your planting areas feel more like a concrete driveway rather than a garden, then you have a little more to do. Initially, you will want to break up the ground to a depth of 8-10" before incorporating the above mentioned organic materials. Adding **Pine Bark Mulch** or **Mini-Nuggets** along with those amendments will help to acidify the soil as well as create aeration as they break down.



View a complete  
copy of our *Planting  
Guide*, as well as  
warranty information



SCAN ME!

## Fertilizing

When installing most woody plants (trees, shrubs & evergreens), one of the most beneficial ways of feeding your plants begins with something that is not a fertilizer at all. Naturally occurring fungi called mycorrhizae are often missing from many landscape soils and should be added back in. Their presence helps to expand the root systems of the plants they colonize. This symbiotic relationship is beneficial to both as the fungi bring water and dissolved nutrients to the roots whereas the plant provides the fungi with the sugars they need to proliferate. **MYKE® Growth Enhancer** is a blend of mycorrhizae that can be applied to the root ball and backfill soil of new plantings. Using the recommended amount of **MYKE®**, cover the root system with the powder-like product and then place the additional product into the planting hole. \*\*\*Unfortunately, plants from the Ericaceae family (Azalea, Pieris, Rhododendron and Blueberry) are unable to interact with mycorrhizae, so no benefit occurs.

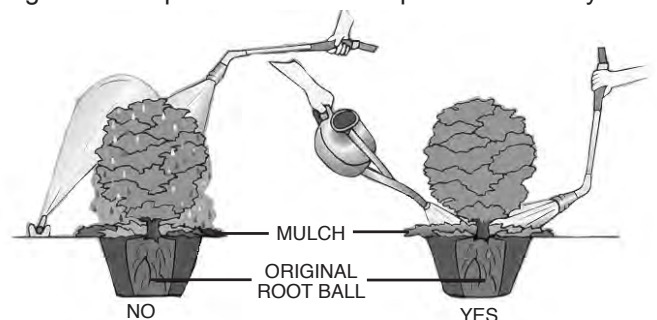
At planting time use a starter fertilizer like **Root 'n' Grow Root Stimulator** to promote early root formation and stronger root development. In addition, you can also incorporate any of the slow-release Espoma fertilizers like **Holly-tone**, **Tree-tone**, **Plant-tone** or **Rose-tone** at planting time to provide additional nutrients for expanding roots.

## Mulching

Organic mulches add the finishing touch to your plantings by providing a consistent and colorful covering over the soil. In addition, mulch helps to protect roots from seasonal temperature extremes, lessen water loss from the soil, plus reduce erosion and weed growth. Over time, the gradual breakdown of mulch helps to replenish vital organic matter to the soil so that beneficial organisms may continue to thrive.

## Watering

There is no magic formula on how often and how much water to apply. Just keep in mind that temperatures, precipitation, winds, sun exposure and soil all affect the needs of your plants. Check the moisture content of the root ball and then water as needed for the first full season and beyond. When you water, be sure to target the root ball and apply enough water to penetrate the full depth of the root system.



Sprinklers or overhead watering may not provide enough moisture/water... as leaves shed the water outside of the root area.

Apply water directly to the root area with a hose or watering can.



**Set your plants up for success with this check-list of Bordine recommended products!**

## Soil Amendments



### Bordine's Complete Planting Mix

A blend of Michigan composted pine bark, fresh pine bark, peat moss and perlite



### Sphagnum Peat

Medium brown in color, fibrous textured and acidic, which is best for use as a soil amendment



### Bumper Crop Organic Soil Builder

A premium soil builder for use around the garden, adding organic material & soil micro-organisms



### Pine Bark Mulch

Mix with most soils for acid-loving plants



### Pine Bark Mini-Nuggets

Good for acid-loving plants in heavier soil conditions



## Fertilizers



### Holly-tone

All Evergreen type plants & Blueberries



### Tree-tone

All Shade, Fruit & Flowering Trees



### Rose-tone

For more beautiful Roses



### Plant-tone

All-purpose for all flowers & perennials



### Soil Acidifier

Lowering soil pH, bluer Hydrangeas



### Bonide Root & Grow Root Stimulator & Plant Starter



Helps get flowers, trees & shrubs off to a strong start. Stimulates early root formation, stronger root development.

*Ask us about the 5 year warranty with MYKE®*



Receive a 5 year warranty on trees & shrubs purchased from us when you also purchase and use MYKE® tree & shrub transplanter (excludes the Ericaceae plant family like Rhododendrons and Blueberries)

MYKE® contains natural mycorrhizae which enhances root and shoot growth.

*\* In order for the MYKE® warranty to apply, plants and the recommended amount of MYKE® must be purchased on the same receipt.*



MYKE® Video

SCAN ME!

View a short video that explains more about how MYKE® works!

Visit us at [bordines.com](http://bordines.com) for more information!

ROCHESTER HILLS  
1835 S. Rochester Rd.

GRAND BLANC  
9100 Torrey Rd.

CLARKSTON  
8600 Dixie Hwy.

BRIGHTON  
6347 Grand River Ave.

**B**  
**bordine's**